

**BASIC DATA ON
PERFORMANCE OF DISTRICT
CENTRAL COOPERATIVE BANKS
(APRIL 1, 2005 TO MARCH 31, 2006)**

2005-06



National Federation of State Cooperative Banks Ltd.

**J. K. Chamber, 5th. Floor, Plot No. 76
Sector-17, Vashi, Navi Mumbai-400 703
INDIA**

Phone : 2789 2741, 2789 2697, 2789 2738

FAX : (91)-022-2789 2604

E-mail(VSNL) : nafscob@nafscob.org/nafscob@bom3.vsnl.net.in

Web Site : <http://www.nafscob.org>

SHORT TERM COOPERATIVE CREDIT STRUCTURE

NATIONAL FEDERATION OF STATE COOPERATIVE BANKS (NAFSCOB)

STATE COOPERATIVE BANKS
(30)

DISTRICT CENTRAL COOPERATIVE BANKS (370)

PRIMARY
AGRICULTURAL
CREDIT
SOCIETIES

FARMERS
SERVICE
SOCIETIES

LARGE SIZED
ADIVASI
MULTIPURPOSE
SOCIETIES

STATISTICAL DETAILS

| PRIMARY SOCIETIES (PACS, FSS & LAMPS) (31-03-2006) | DISTRICT CENTRAL COOPERATIVE BANKS (31-03-2006) | STATE COOPERATIVE BANKS (31-03-2006) |
|--|---|---|
| 1.NO.OF STY. 106384 | 1.NO.OF DCCBs 370 | 1.NO.OF SCBs 30 |
| 2.NO.OF BRANCHES Including H.O. NIL | 2.NO.OF BRANCHES Including H.O. 12991 | 2.NO.OF BRANCHES Including H.O. 962 |
| 3.MEMBERSHIP 125197 | 3.MEMBERSHIP 2268 | 3.MEMBERSHIP 154 |
| 4.OWNED FUNDS 929201 | 4.OWNED FUNDS 1859441 | 4.OWNED FUNDS 843675 |
| 5.DEPOSITS 1956119 | 5.DEPOSITS 8665222 | 5.DEPOSITS 4767221 |
| 6.BORROWINGS 4101760 | 6.BORROWINGS 2320213 | 6.BORROWINGS 1687166 |
| 7.LOANS ADV. 4291959 | 7.LOANS ADV. 6931761 | 7.LOANS ADV. 4880354 |
| 8.LOANS OUTS 5177866 | 8.LOANS OUTS. 7673738 | 8.LOANS OUTS.3896099 |
| 9.PERCENTAGE OF OVERDUES TO DEMAND 30.36 | 9.PERCENTAGE OF OVERDUES TO DEMAND 31.69 | 9.PERCENTAGE OF OVERDUES TO DEMAND 13.76 |
| 10.NO.OF EMPLOYEES 241609 | 10.NO.OF EMPLOYEES 211770 | 10.NO.OF EMPLOYEES 14742 |
| 11.NO.OF BORROWERS 46076 | | |

(MEMBERSHIP & BORROWERS IN THOUSANDS)

(RS. IN LAKHS)

MAIN FEATURES :

1. PRIMARY AGRICULTURAL CREDIT SOCIETIES
 - ASSESMENT OF CREDIT NEEDS
 - DISBURSEMENT OF CREDIT TO MEMBERS
 - RECOVERY OF CREDIT
 - PROMOTE THE ECONOMIC INTERESTS OF THE MEMBERS
2. DISTRICT CENTRAL COOPERATIVE BANKS
 - SERVE AS BALANCING CENTRE IN THE DISTRICT CENTRAL FINANCING AGENCIES
 - ORGANISE CREDIT TO PRIMARIES
 - CARRY OUT BANKING BUSINESS
 - SANCTION , MONITOR & CONTROL IMPLEMENTATION OF POLICIES
3. STATE COOPERATIVE BANKS
 - SERVE AS BALANCING CENTRE IN THE STATE
 - ORGANISE PROVISION OF CREDIT FOR CREDIT WORTHY FARMERS
 - CARRY OUT BANKING BUSINESS
 - LEADER OF THE COOPERATIVES IN THE STATE
4. NATIONAL FEDERATION OF STATE COOPERATIVE BANKS
 - PROVIDES A COMMON FORUM TO THE MEMBER BANKS
 - PROMOTES AND PROTECTS THE INTERESTS OF THE MEMBER BANKS
 - CO-ORDINATES AND LIAISON WITH GOVERNMENT OF INDIA ,
RESERVE BANK OF INDIA , NATIONAL BANK AND OTHERS
 - PROVIDES RESEARCH AND CONSULTANCY INPUTS TO THE MEMBER BANKS
 - ORGANISES CONFERENCES/SEMINARS/WORKSHOPS/MEETINGS

FOREWORD

NAFSCOB has been bringing out the publications of Basic Data on Performance of State Cooperative Banks (SCBs), District Central Cooperative Banks (DCCBs) and Primary Agricultural Credit Societies (PACS) on annual basis. In addition, our Federation also brings out annual publications on Review of Disbursement of Short Term Agricultural Loans for Rabi and Kharif Crops by SCBs and Directory of DCCBs in India. The present publication relates to the DCCBs in the country and is intended to serve as a hand book covering information on important areas of their performance during 2005-06. The data given in the publication are based on the information received directly from the DCCBs.

We are able to bring out the publication entirely due to the cooperation of DCCBs and SCBs for which we are very much thankful.

We appreciate the sincere efforts of Shri R. H. Singh, Assistant Director in the Federation in the compilation of the data. We are also able to incorporate the graphical presentation of performance of the DCCBs, entirely due to efforts of Shri Singh.

I am sure this publication would be very useful for the DCCBs, SCBs, National level Organisations dealing with Agriculture and Cooperative Rural Credit, Cooperative Researchers and other concerned with the cooperative credit movement in the country.

B. SUBRAHMANYAM
Managing Director

NAFSCOB
Navi Mumbai
June, 2007
Pub : 3

INDEX

| Sl. NO. | NAME OF THE STATES | PAGE NO. | |
|------------|--|------------------|----|
| | | FROM | TO |
| 1. | District Central Cooperative Banks At a Glance All India Position from 1996-97 to 2005-06 | 1 | |
| 2. | District Central Cooperative Banks State Wise and Consolidated | 2 - 12 | |
| 3. | Andhra Pradesh (Bank Wise) | 13 - 23 | |
| 4. | Assam (Bank Wise) | 13 - 23 | |
| 5. | Bihar (Bank Wise) | 24 - 34 | |
| 6. | Jharkhand (Bank Wise) | 24 - 34 | |
| 7. | Gujarat (Bank Wise) | 35 - 45 | |
| 8. | Haryana (Bank Wise) | 35 - 45 | |
| 9. | Himachal Pradesh (Bank Wise) | 46 -56 | |
| 10. | Jammu and Kashmir (Bank Wise) | 46 -56 | |
| 11. | Karnataka (Bank Wise) | 46 - 56 | |
| 12. | Kerala (Bank Wise) | 57 - 67 | |
| 13. | Madhya Pradesh (Bank Wise) | 57 - 78 | |
| 14. | Chhattisgarh (Bank Wise) | 68-78 | |
| 15. | Maharashtra (Bank Wise) | 79 - 89 | |
| 16. | Orissa (Bank Wise) | 90 - 100 | |
| 17. | Punjab (Bank Wise) | 90 - 100 | |
| 18. | Rajasthan (Bank Wise) | 101 - 111 | |
| 19. | Tamil Nadu (Bank Wise) | 112 - 122 | |
| 20. | Uttar Pradesh (Bank Wise) | 123 - 144 | |
| 21. | Uttaranchal (Bank Wise) | 133-144 | |
| 22. | West Bengal (Bank Wise) | 145 - 155 | |
| 23. | Graphic Presentation | 156 - 175 | |

INDICES USED

| Sr. No. | Indices Used | : | Details |
|---------|---------------|---|--|
| 1. | N. A. | : | Not Available |
| 2. | n. a. | : | Not Applicable |
| 3. | N. D. | : | Not Declaired |
| 4. | S. T. | : | Short Term |
| 5. | M. T. | : | Medium Term |
| 6. | Agricl. | : | Agricultural |
| 7. | Non - Agricl. | : | Non - Agricultural |
| 8. | I. R. D. P. | : | Integrated Rural Development Programme |
| 9. | L. D. B. | : | Land Development Bank |
| 10. | NABARD | : | National Bank for Agriculture and Rural Development |
| 11. | L. I. C. | : | Life Insurance Corporation |
| 12. | N. C. D. C. | : | National Cooperative Development Corporation |
| 13. | @ | : | Included in previous column total |
| 14. | @@ | : | Includes Loans from other sources like N.C.D.C., L.I.C. and ordinary Debentures |
| 15. | * | : | Figures related to 31st. March , 2005 |
| 16. | ** | : | Figures related to 31st. March , 2004 |
| 17. | *** | : | Figures related to 31st. March , 2003 |
| 18. | - | : | NIL |
| 19. | 0 | : | NIL |
| 20. | % | : | Percentage |
| 21. | N. D. | : | Not Declared |
| 22. | (+) | : | Increase / Profit |
| 23. | (-) | : | Decrease / Loss |

C O N T E N T S

| SL. NO. | TABLE NO. | P A R T I C U L A R S |
|------------|--------------|---|
| 1. | I | District Central Cooperative Banks at a Glance (1996-97 to 2005-06). |
| 2. | II | Number of Offices, Membership, Share Capital and Reserve Funds during 2005-06. |
| 3. | III | Deposits Source - Wise and Type - Wise during 2005-06. |
| 4. | IV | Borrowings from SCBs/NABARD, Govt. of India, Cash Credit & Overdrafts and Others. |
| 5. | V | Working Capital, Cash & Balances with Banks, Call Deposits and details of Investments with various agencies during 2005-06. |
| 6. | VI(A) | Loans Issued-Short Term Agricultural and Short Term Non - Agricultural during 2005-06. |
| 7. | VI(B) | Loans Issued - Medium Term Agricultural and Medium Term Non - Agricultural & others and Total Loans Issued during 2005-06. |
| 8. | VII (A) | Loans Outstandings - Short Term Agricultural and Short Term Non - Agricultural during 2005-06. |
| 9. | VII(B) | Loans Outstandings - Medium Term Agricultural and Medium Term Non - Agricultural & others and Total Loans outstandings during 2005-06. |
| 10. | VIII | Purpose Wise Demand and Collection during 2005-06. |
| 11. | IX | Purpose Wise Balances (Overdues) and Percentage of Overdues to Demand during 2005-06. |
| 12. | X | Details of Cost of Managements, Number of Employees, Cost of Management per Employee, Percentage of Cost of Management to Working Capital, Profit/Loss, Number of Branches Working in Profit/Loss, Dividend Declared and Audit Classification during 2005-06. |

**DISTRICT CENTRAL COOPERATIVE BANKS
(ALL INDIA POSITION)**

**TABLE - I
CENTRAL COOPERATIVE BANKS AT A GLANCE
(FROM 1996-97 TO 2005-06)**

(AS AT THE END OF THE YEAR)

(RS. IN LAKHS)

| SL. NO. | MAIN ITEMS | 1996-97 | 1997-98 | 1998-99 | 1999-00 | 2000-01 | 2001-02 | 2002-03 | 2003-04 | 2004-05 | 2005-06 |
|---------|--------------------------------|---------|---------|---------|---------|---------|----------|----------|----------|----------|----------|
| 1 | | 2 | 3 | 4 | 5 | 6 | 7 | 8 | 9 | 10 | 11 |
| 1. | NO OF D.C.C. BANKS | 367 | 367 | 369 | 369 | 370 | 371 | 366 | 368 | 368 | 370 |
| 2. | NO. OF OFFICES INCLG.HO | 12223 | 12546 | 13031 | 13265 | 12787 | 13068 | 12956 | 12933 | 12858 | 12991 |
| 3. | TOTAL MEMBERSHIP(NO.) | 1797587 | 1742213 | 1839147 | 2281449 | 1986370 | 1837433 | 2183731 | 2149071 | 2145876 | 2267850 |
| | a.COOPERATIVE SOCIETIES | 280408 | 433671 | 436820 | 563249 | 565672 | 413738 | 415686 | 457856 | 473010 | 474758 |
| | b.INDIVIDUALS | 1517179 | 1308542 | 1402327 | 1718200 | 1420698 | 1423695 | 1768045 | 1691215 | 1672866 | 1793092 |
| 4. | PAID UP CAPITAL | 190682 | 216724 | 254368 | 278648 | 301578 | 338800 | 357680 | 381003 | 411547 | 451147 |
| | a.OF WHICH GOVT. | 38180 | 43964 | 49892 | 47877 | 48812 | 51395 | 52086 | 54224 | 62476 | 76989 |
| 5. | TOTAL RESERVES | 501809 | 409134 | 470867 | 528440 | 675021 | 792982 | 967591 | 1120824 | 1267286 | 1408294 |
| | a.STATUTORY | 220945 | 44040 | 52922 | 61596 | 68672 | 80482 | 97522 | 112895 | 132347 | 158938 |
| | b.A.C.S.FUND | 23084 | 25528 | 31724 | 36466 | 55741 | 48903 | 55504 | 65925 | 73114 | 83965 |
| 6. | TOTAL DEPOSITS | 3200935 | 3626271 | 4553775 | 5382693 | 6207013 | 6679721 | 7239443 | 7688452 | 8049350 | 8665222 |
| | a.COOPERATIVES | 1088340 | 1253506 | 1820465 | 2184630 | 2465737 | 2609437 | 2708598 | 2763401 | 2826417 | 2883807 |
| | b.INDIVIDUALS | 1910261 | 2046496 | 2375742 | 2887813 | 3367033 | 3688010 | 4070996 | 4392602 | 4628419 | 5100848 |
| | c.LOCAL BODIES & OTHERS | 201574 | 326269 | 357568 | 310250 | 374243 | 382274 | 459849 | 532449 | 594514 | 680567 |
| 7. | TOTAL BORROWINGS | 1117923 | 1202756 | 1371038 | 1438373 | 1656668 | 1827605 | 1923847 | 2112810 | 2155710 | 2320213 |
| 8. | WORKING CAPITAL | 4063497 | 5905383 | 7318032 | 7942209 | 8954136 | 10202039 | 10909239 | 11890531 | 12263289 | 13124185 |
| 9. | INVESTMENTS | 1180446 | 1581447 | 2038215 | 2174993 | 2447805 | 2831959 | 3113877 | 3567729 | 3478322 | 3712739 |
| 10. | TOTAL LOANS ISSUED | 4078057 | 3977824 | 4290543 | 4127042 | 4595130 | 6130249 | 5903366 | 5752901 | 6535578 | 6931761 |
| | a.SHORT TERM | 2743384 | 2960159 | 3163679 | 3705389 | 4081745 | 4547237 | 4294113 | 4195323 | 4576771 | 5227399 |
| | b.MEDIUM TERM | 370294 | 325833 | 404535 | 421653 | 513385 | 626067 | 683437 | 694647 | 944470 | 804450 |
| | c. OTHERS | 964379 | 691832 | 722329 | 0 | 0 | 956945 | 925816 | 862931 | 1014337 | 899912 |
| 11. | TOTAL LOANS OUTSTANDINGS | 2924275 | 3259452 | 3885579 | 4469799 | 5056989 | 6016562 | 6205049 | 6361984 | 7208961 | 7673738 |
| | a.SHORT TERM | 1830054 | 2072704 | 2362865 | 2824495 | 3144890 | 3563850 | 3671269 | 3896642 | 4084011 | 4341191 |
| | b.MEDIUM TERM | 596205 | 714168 | 915825 | 910779 | 1069497 | 1486364 | 1610737 | 1588545 | 2071472 | 2197465 |
| | c. OTHERS | 498016 | 472580 | 606889 | 734525 | 842602 | 966348 | 923043 | 876797 | 1053478 | 1135082 |
| 12. | TOTAL DEMAND | 2182908 | 2458369 | 2755755 | 3259926 | 3608914 | 4166602 | 4614306 | 5015057 | 5485797 | 5722694 |
| 13. | TOTAL COLLECTION | 1402625 | 1547860 | 1860246 | 2094758 | 2332733 | 2704314 | 2887134 | 3160328 | 3682622 | 3909087 |
| 14. | BALANCE(OVERDUES) | 780283 | 910509 | 895509 | 1165168 | 1276181 | 1462288 | 1727172 | 1854729 | 1803175 | 1813607 |
| 15. | PERCENTAGE OF OVERDUES/DEMAND | 35.75 | 37.04 | 32.50 | 35.74 | 35.36 | 35.10 | 37.43 | 36.98 | 32.87 | 31.69 |
| 16. | PERT. OF COST OF MANAGEMENT/WC | 3.87 | 2.95 | 2.55 | 3.09 | 2.97 | 2.84 | 2.98 | 2.82 | 3.00 | 4.59 |
| 17. | COST OF MANAGEMENT | 157300 | 174100 | 186500 | 245640 | 265989 | 289834 | 325104 | 334931 | 368012 | 602608 |
| 18. | NUMBER OF EMPLOYEES | 103794 | 102550 | 102755 | 114757 | 113012 | 113088 | 110812 | 110360 | 109124 | 211770 |

**DISTRICT CENTRAL COOPERATIVE BANKS
(STATE WISE AND CONSOLIDATED)
ALL INDIA POSITION**

**TABLE - II
NUMBER OF OFFICES, MEMBERSHIP, SHARE CAPITAL
AND RESERVE FUNDS
DURING 2005-2006**

(AS ON 31st MARCH)

(Rs. IN LAKHS)

| NAME OF THE STATES (DISTRICT CENTRAL COOPERATIVE BANKS STATE WISE TOTAL) | NUMBER OF OFFICES INCLUDING HEAD OFFICES | MEMBERSHIP (IN NUMBERS) | | | PAID UP SHARE CAPITAL | | | TOTAL SHARE CAPITAL (6 TO 8) | RESERVES AND OTHER FUNDS | | | TOTAL RESERVE FUNDS (10 TO 12) |
|---|--|-------------------------------|------------------|-------------------------------------|---------------------------|--------------------------|--------------------------|---------------------------------------|------------------------------|---|-------------------|---|
| | | COOPE- RATIVE SOCIETIES | INDIVI- DUALS | TOTAL MEMBER SHIP (3 TO 4) | FROM COOPE- RATIVES | FROM GOVERN- MENTS | FROM INDIVI- DUALS | | STATUTORY RESERVE FUND | AGRIL. CREDIT STABILISA- TION FUND | OTHER RESERVES | |
| 1 | 2 | 3 | 4 | 5 | 6 | 7 | 8 | 9 | 10 | 11 | 12 | 13 |
| 1. ANDHRA PRADESH | 576 | 14117 | 835167 | 849284 | 47668 | 15322 | 1652 | 64642 | 16554 | 3751 | 88131 | 108436 |
| 2. ASSAM | 18 | 551 | 11341 | 11892 | 10 | 16 | 20 | 46 | 1 | 0 | 19 | 20 |
| 3. BIHAR | 328 | 179422 | 6716 | 186138 | 5032 | 9184 | 3 | 14219 | 707 | 247 | 3238 | 4192 |
| 4. CHHATTISGARH | 217 | 2078 | 52480 | 54558 | 5653 | 512 | 2 | 6167 | 783 | 293 | 26120 | 27196 |
| 5. GUJARAT | 1153 | 29084 | 6076 | 35160 | 27798 | 2513 | 93 | 30404 | 12962 | 9690 | 99862 | 122514 |
| 6. HARYANA | 385 | 10289 | 15339 | 25628 | 18352 | 4099 | 58 | 22509 | 5856 | 4021 | 20820 | 30697 |
| 7. HIMACHAL PRADESH | 181 | 2508 | 157 | 2665 | 248 | 228 | 1 | 477 | 9426 | 9468 | 17589 | 36483 |
| 8. JAMMU AND KASHMIR | 125 | 899 | 272046 | 272945 | 223 | 220 | 397 | 840 | 50 | 28 | 3601 | 3679 |
| 9. JHARKHAND | 121 | 6129 | 128 | 6257 | 967 | 967 | 3 | 1937 | 694 | 244 | 852 | 1790 |
| 10. KARNATAKA | 581 | 14987 | 14955 | 29942 | 17639 | 3389 | 983 | 22011 | 8752 | 4872 | 39198 | 52822 |
| 11. KERALA | 652 | 10102 | 7 | 10109 | 7886 | 3459 | 53 | 11398 | 7247 | 4888 | 57292 | 69427 |
| 12. MADHYA PRADESH | 866 | 10606 | 209255 | 219861 | 23855 | 4940 | 53 | 28848 | 4754 | 2223 | 97549 | 104526 |
| 13. MAHARASHTRA | 3704 | 95672 | 20525 | 116197 | 105853 | 458 | 226 | 106537 | 37042 | 20499 | 385152 | 442693 |
| 14. ORISSA | 334 | 19747 | 88318 | 108065 | 16085 | 5053 | 1023 | 22161 | 426 | 266 | 1567 | 2259 |
| 15. PUNJAB | 805 | 15239 | 186422 | 201661 | 8215 | 336 | 540 | 9091 | 14670 | 9885 | 36063 | 60618 |
| 16. RAJASTHAN | 415 | 9394 | 61860 | 71254 | 14003 | 5618 | 374 | 19995 | 1838 | 847 | 32688 | 35373 |
| 17. TAMIL NADU | 732 | 16292 | 9 | 16301 | 39693 | 9099 | 191 | 48983 | 17899 | 5644 | 140864 | 164407 |
| 18. UTTAR PRADESH | 1335 | 20532 | 1339 | 21871 | 21069 | 8992 | 39 | 30100 | 11138 | 3496 | 91375 | 106009 |
| 19. UTTARANCHAL | 183 | 1744 | 182 | 1926 | 1074 | 699 | 0 | 1773 | 3653 | 1233 | 8416 | 13302 |
| 20. WEST BENGAL | 280 | 15366 | 10770 | 26136 | 6931 | 1885 | 193 | 9009 | 4486 | 2370 | 14995 | 21851 |
| ALL INDIA TOTAL : | 12991 | 474758 | 1793092 | 2267850 | 368254 | 76989 | 5904 | 451147 | 158938 | 83965 | 1165391 | 1408294 |

**DISTRICT CENTRAL COOPERATIVE BANKS
(STATE WISE AND CONSOLIDATED)
ALL INDIA POSITION
(AS ON 31st MARCH)**

**TABLE - III
DEPOSITS SOURCE-WISE AND TYPE-WISE
DURING 2005-2006**

(Rs. IN LAKHS)

| NAME OF THE STATES (DISTRICT CENTRAL COOPERATIVE BANKS STATE WISE TOTAL) | INSTITUTIONAL DEPOSITS FROM | | | | TOTAL DEPOSITS (14 TO 17) OR (19 TO 23) | TYPEWISE DEPOSITS | | | | |
|---|-----------------------------|------------------|-----------------|---------------|---|-------------------|----------------|----------------|------------------|-------------------|
| | COOPER- ATIVES | INDIVI- DUALS | LOCAL BODIES | OTHERS | | CURRENT | SAVINGS | FIXED | RESERVE FUNDS | OTHER DEPOSITS |
| 1 | 14 | 15 | 16 | 17 | 18 | 19 | 20 | 21 | 22 | 23 |
| 1. ANDHRA PRADESH | 83568 | 150138 | 11568 | 6143 | 251417 | 13262 | 43331 | 164877 | 14773 | 15174 |
| 2. ASSAM | 88 | 1713 | 0 | 91 | 1892 | 485 | 1137 | 178 | 1 | 91 |
| 3. BIHAR | 9841 | 63047 | 4198 | 89 | 77175 | 5645 | 42776 | 28533 | 109 | 112 |
| 4. CHHATTISGARH | 38999 | 99261 | 1467 | 12767 | 152494 | 8612 | 87290 | 49782 | 2121 | 4689 |
| 5. GUJARAT | 303587 | 345764 | 16260 | 1396 | 667007 | 58618 | 214101 | 388835 | 1134 | 4319 |
| 6. HARYANA | 32288 | 205554 | 26845 | 13943 | 278630 | 13281 | 144522 | 120419 | 74 | 334 |
| 7. HIMACHAL PRADESH | 51616 | 198123 | 1783 | 0 | 251522 | 1240 | 66023 | 183774 | 0 | 485 |
| 8. JAMMU AND KASHMIR | 2501 | 80817 | 0 | 0 | 83318 | 4785 | 36293 | 41793 | 1 | 446 |
| 9. JHARKHAND | 5336 | 41801 | 2796 | 93 | 50026 | 5277 | 17529 | 27120 | 17 | 83 |
| 10. KARNATAKA | 157481 | 194176 | 12473 | 6923 | 371053 | 33380 | 89630 | 204254 | 27477 | 16312 |
| 11. KERALA | 466552 | 320005 | 11134 | 7620 | 805311 | 42307 | 141551 | 575386 | 8439 | 37628 |
| 12. MADHYA PRADESH | 97673 | 273151 | 45544 | 3311 | 419679 | 21653 | 161405 | 225751 | 6978 | 3892 |
| 13. MAHARASHTRA | 966641 | 1290944 | 209756 | 144125 | 2611466 | 390445 | 669953 | 1290915 | 171295 | 88858 |
| 14. ORISSA | 72599 | 110057 | 815 | 1219 | 184690 | 3486 | 43307 | 128379 | 1496 | 8022 |
| 15. PUNJAB | 62640 | 362422 | 20162 | 3877 | 449101 | 24557 | 261773 | 162595 | 25 | 151 |
| 16. RAJASTHAN | 61054 | 168212 | 18471 | 2171 | 249908 | 17502 | 84043 | 146786 | 283 | 3008 |
| 17. TAMIL NADU | 251565 | 430802 | 3707 | 51599 | 737673 | 53988 | 132572 | 444512 | 27545 | 79056 |
| 18. UTTAR PRADESH | 74006 | 497288 | 14185 | 4679 | 590158 | 41699 | 318741 | 225647 | 582 | 3489 |
| 19. UTTARANCHAL | 49318 | 98743 | 12168 | 1064 | 161293 | 7380 | 81655 | 70865 | 1099 | 294 |
| 20. WEST BENGAL | 96454 | 168830 | 2571 | 3554 | 271409 | 6794 | 97843 | 160714 | 4516 | 1542 |
| ALL INDIA TOTAL : | 2883807 | 5100848 | 415903 | 264664 | 8665222 | 754396 | 2735475 | 4641115 | 267965 | 267985 |

**DISTRICT CENTRAL COOPERATIVE BANKS
(STATE WISE AND CONSOLIDATED)
ALL INDIA POSITION**

**TABLE - IV
BORROWINGS FROM SCB / NABARD, GOVT. OF INDIA,
COMMERCIAL BANKS, CASH CREDIT &
OVERDRAFTS AND OTHERS
DURING 2005-2006**

(AS ON 31st MARCH)

(Rs. IN LAKHS)

| NAME OF THE STATES (DISTRICT CENTRAL COOPERATIVE BANKS STATE WISE TOTAL) | BORROWINGS FROM SCB / NABARD | | | | | TOTAL LOANS FROM SCB/NABARD (24 TO 28) | LOANS FROM | | CASH CREDIT AND OVER- DRAFTS | TOTAL BORROW- INGS (29 TO 32) |
|---|------------------------------|----------------|------------------|----------------|---------------|---|-------------|--------------------------|--|--|
| | AGRICULTURAL | | NON-AGRICULTURAL | | OTHER | | GOVT. | COMMER- CIAL BANKS | | |
| | SHORT TERM | MEDIUM TERM | SHORT TERM | MEDIUM TERM | | | | | | |
| 1 | 24 | 25 | 26 | 27 | 28 | 29 | 30 | 31 | 32 | 33 |
| 1. ANDHRA PRADESH | 167173 | 24301 | 92879 | 9350 | 156013 | 449716 | 33 | 145 | 8100 | 457994 |
| 2. ASSAM | 5 | 0 | 1 | 0 | 0 | 6 | 0 | 0 | 0 | 6 |
| 3. BIHAR | 29989 | 2230 | 1318 | 251 | 122 | 33910 | 144 | 31 | 45 | 34130 |
| 4. CHHATTISGARH | 1091 | 14 | 3112 | 177 | 943 | 5337 | 142 | 0 | 0 | 5479 |
| 5. GUJARAT | 69963 | 22774 | 24118 | 10665 | 5844 | 133364 | 312 | 193 | 3196 | 137065 |
| 6. HARYANA | 156405 | 14716 | 31147 | 11826 | 6220 | 220314 | 187 | 0 | 0 | 220501 |
| 7. HIMACHAL PRADESH | 0 | 0 | 0 | 11278 | 0 | 11278 | 301 | 28 | 1661 | 13268 |
| 8. JAMMU AND KASHMIR | 3 | 0 | 345 | 209 | 0 | 557 | 73 | 0 | 0 | 630 |
| 9. JHARKHAND | 2484 | 70 | 49 | 0 | 309 | 2912 | 18 | 0 | 0 | 2930 |
| 10. KARNATAKA | 88723 | 5762 | 19909 | 14992 | 9491 | 138877 | 136 | 0 | 31 | 139044 |
| 11. KERALA | 31345 | 2756 | 4050 | 12538 | 23386 | 74075 | 2326 | 0 | 1095 | 77496 |
| 12. MADHYA PRADESH | 86648 | 9091 | 14994 | 4562 | 3218 | 118513 | 1825 | 0 | 2127 | 122465 |
| 13. MAHARASHTRA | 90446 | 20340 | 115652 | 8066 | 6059 | 240563 | 446 | 0 | 7274 | 248283 |
| 14. ORISSA | 76630 | 8670 | 28389 | 3227 | 2367 | 119283 | 278 | 0 | 7 | 119568 |
| 15. PUNJAB | 100915 | 7749 | 24317 | 14066 | 24693 | 171740 | 9 | 4264 | 2386 | 178399 |
| 16. RAJASTHAN | 93560 | 2352 | 34920 | 5301 | 2552 | 138685 | 181 | 67 | 3028 | 141961 |
| 17. TAMIL NADU | 104241 | 21689 | 45090 | 27875 | 16976 | 215871 | 3032 | 622 | 23989 | 243514 |
| 18. UTTAR PRADESH | 95589 | 9681 | 6867 | 4781 | 5986 | 122904 | 67 | 1908 | 2384 | 127263 |
| 19. UTTARANCHAL | 1008 | 0 | 204 | 20 | 62 | 1294 | 10 | 811 | 0 | 2115 |
| 20. WEST BENGAL | 20678 | 1245 | 3959 | 19969 | 1828 | 47679 | 396 | 6 | 21 | 48102 |
| ALL INDIA TOTAL : | 1216896 | 153440 | 451320 | 159153 | 266069 | 2246878 | 9916 | 8075 | 55344 | 2320213 |

**DISTRICT CENTRAL COOPERATIVE BANKS
(STATE WISE AND CONSOLIDATED)
ALL INDIA POSITION**

**TABLE - V
WORKING CAPITAL, CASH AND BALANCES WITH BANKS,
CALL DEPOSITS AND DETAILS OF INVESTMENTS
WITH VARIOUS AGENCIES**

(AS ON 31st MARCH)

DURING 2005-2006

(Rs. IN LAKHS)

| NAME OF THE STATES (DISTRICT CENTRAL COOPERATIVE BANKS STATE WISE TOTAL) | WORKING CAPITAL | CASH ON HAND | BALANCES WITH BANKS | CALL DEPOSITS | DETAILS OF INVESTMENTS | | | | | TOTAL INVEST- MENTS (38 TO 42) |
|---|--------------------|-----------------|---------------------------|------------------|------------------------|----------------------------|------------------------------|-------------------|---------------------------|---|
| | | | | | IN GOVT. SECURITIES | DEBEN- TURES OF LDBs | OTHER TRUSTEE SECURITY | FIXED DEPOSITS | OTHER INVEST- MENTS | |
| 1 | 34 | 35 | 36 | 37 | 38 | 39 | 40 | 41 | 42 | 43 |
| 1. ANDHRA PRADESH | 720756 | 24522 | 10678 | 5 | 1558 | 699 | 2970 | 86043 | 21034 | 112304 |
| 2. ASSAM | 2924 | 10 | 340 | 0 | 0 | 0 | 0 | 20 | 2 | 22 |
| 3. BIHAR | 151110 | 1504 | 10840 | 10151 | 671 | 119 | 218 | 26789 | 1288 | 29085 |
| 4. CHHATTISGARH | 191292 | 2688 | 8087 | 0 | 0 | 0 | 131 | 87199 | 1840 | 89170 |
| 5. GUJARAT | 1032785 | 20157 | 23126 | 18790 | 109396 | 0 | 28189 | 200328 | 8361 | 346274 |
| 6. HARYANA | 590842 | 7905 | 85084 | 6325 | 1255 | 0 | 50 | 74116 | 5299 | 80720 |
| 7. HIMACHAL PRADESH | 317378 | 2775 | 7081 | 0 | 95996 | 0 | 9092 | 50149 | 36180 | 191417 |
| 8. JAMMU AND KASHMIR | 92193 | 1637 | 3813 | 0 | 2359 | 19 | 11360 | 20580 | 1878 | 36196 |
| 9. JHARKHAND | 64280 | 547 | 4429 | 22162 | 0 | 0 | 113 | 13942 | 2209 | 16264 |
| 10. KARNATAKA | 601091 | 32175 | 29602 | 11039 | 8683 | 466 | 4760 | 104160 | 12999 | 131068 |
| 11. KERALA | 840529 | 33940 | 78311 | 20 | 11425 | 20 | 12403 | 200783 | 6887 | 231518 |
| 12. MADHYA PRADESH | 687340 | 20200 | 17788 | 680 | 1255 | 490 | 8176 | 144290 | 8100 | 162311 |
| 13. MAHARASHTRA | 3593158 | 63492 | 65694 | 4236 | 232219 | 124 | 18983 | 913434 | 46624 | 1211384 |
| 14. ORISSA | 386788 | 8452 | 6428 | 0 | 286 | 0 | 13369 | 50052 | 6262 | 69969 |
| 15. PUNJAB | 725582 | 10488 | 27239 | 62806 | 39452 | 53 | 2019 | 83614 | 4935 | 130073 |
| 16. RAJASTHAN | 469963 | 23571 | 13258 | 9722 | 633 | 296 | 3167 | 66621 | 10150 | 80867 |
| 17. TAMIL NADU | 1197942 | 17804 | 29053 | 0 | 47965 | 1970 | 74442 | 122546 | 19434 | 266357 |
| 18. UTTAR PRADESH | 896058 | 12328 | 27111 | 35919 | 1253 | 171 | 13872 | 246077 | 21821 | 283194 |
| 19. UTTARANCHAL | 169335 | 2854 | 17068 | 279 | 6101 | 0 | 12 | 100414 | 8895 | 115422 |
| 20. WEST BENGAL | 392839 | 10595 | 72362 | 2213 | 21431 | 148 | 7247 | 94148 | 6150 | 129124 |
| ALL INDIA TOTAL : | 13124185 | 297644 | 537392 | 184347 | 581938 | 4575 | 210573 | 2685305 | 230348 | 3712739 |

**DISTRICT CENTRAL COOPERATIVE BANKS
(STATE WISE AND CONSOLIDATED)
ALL INDIA POSITION
(AS ON 31st MARCH)**

**TABLE - VI (A)
LOANS ISSUED - SHORT TERM AGRICULTURAL
AND SHORT TERM NON-AGRICULTURAL
DURING 2005-2006**

(Rs. IN LAKHS)

| NAME OF THE STATES (DISTRICT CENTRAL COOPERATIVE BANKS STATE WISE TOTAL) | SHORT TERM AGRICULTURAL | | | | SHORT TERM NON-AGRICULTURAL | | | |
|---|--|--------------------------|---|--|-----------------------------|---------------------------|----------------|---|
| | SEASONAL AGRICULTURAL OPERATIONS | MARKETING OF CROPS | OTHERS INCLUDING SUPPLY & DISTRIBUTION | TOTAL S. T. AGRICULTURAL (44 TO 46) | INDUSTRIAL PURPOSES | CONSUMP- TION LOANS | OTHERS | TOTAL S. T. NON-AGRI. (48 TO 50) |
| 1 | 44 | 45 | 46 | 47 | 48 | 49 | 50 | 51 |
| 1. ANDHRA PRADESH | 269360 | 3904 | 3154 | 276418 | 9610 | 3899 | 9189 | 22698 |
| 2. ASSAM | 0 | 0 | 2 | 2 | 0 | 0 | 100 | 100 |
| 3. BIHAR | 16726 | 684 | 3435 | 20845 | 70 | 23 | 1302 | 1395 |
| 4. CHHATTISGARH | 35678 | 0 | 4227 | 39905 | 99 | 0 | 10269 | 10368 |
| 5. GUJARAT | 277700 | 4919 | 27313 | 309932 | 20121 | 15854 | 58579 | 94554 |
| 6. HARYANA | 419705 | 0 | 2783 | 422488 | 10840 | 1739 | 31781 | 44360 |
| 7. HIMACHAL PRADESH | 2930 | 0 | 0 | 2930 | 216 | 1111 | 9310 | 10637 |
| 8. JAMMU AND KASHMIR | 1904 | 0 | 0 | 1904 | 0 | 0 | 2887 | 2887 |
| 9. JHARKHAND | 166 | 58 | 0 | 224 | 77 | 401 | 985 | 1463 |
| 10. KARNATAKA | 205152 | 1230 | 1042 | 207424 | 34215 | 5100 | 67941 | 107256 |
| 11. KERALA | 97739 | 2713 | 12014 | 112466 | 1926 | 22294 | 218926 | 243146 |
| 12. MADHYA PRADESH | 191250 | 20726 | 38473 | 250449 | 1438 | 4413 | 41564 | 47415 |
| 13. MAHARASHTRA | 385030 | 2280 | 1133 | 388443 | 97626 | 15460 | 498481 | 611567 |
| 14. ORISSA | 122542 | 24 | 4753 | 127319 | 3725 | 1975 | 11868 | 17568 |
| 15. PUNJAB | 360780 | 120 | 31974 | 392874 | 1159 | 23468 | 91460 | 116087 |
| 16. RAJASTHAN | 212092 | 2055 | 5646 | 219793 | 1200 | 2818 | 16422 | 20440 |
| 17. TAMIL NADU | 95899 | 8742 | 20984 | 125625 | 9947 | 64955 | 435498 | 510400 |
| 18. UTTAR PRADESH | 160821 | 9609 | 57425 | 227855 | 35102 | 5144 | 78638 | 118884 |
| 19. UTTARANCHAL | 10472 | 0 | 3844 | 14316 | 9535 | 918 | 6101 | 16554 |
| 20. WEST BENGAL | 48514 | 7021 | 6014 | 61549 | 6493 | 6876 | 13490 | 26859 |
| ALL INDIA TOTAL : | 2914460 | 64085 | 224216 | 3202761 | 243399 | 176448 | 1604791 | 2024638 |

**DISTRICT CENTRAL COOPERATIVE BANKS
(STATE WISE AND CONSOLIDATED)
ALL INDIA POSITION
(AS ON 31st MARCH)**

**TABLE - VI (B)
LOANS ISSUED - MEDIUM TERM AGRICULTURAL
AND MEDIUM TERM NON-AGRICULTURAL
DURING 2005-2006**

(Rs. IN LAKHS)

| NAME OF THE STATES (DISTRICT CENTRAL COOPERATIVE BANKS STATE WISE TOTAL) | MEDIUM TERM AGRICULTURAL | | | | MEDIUM TERM NON-AGRICULTURAL | | | OTHER LOANS AND ADVANCES | TOTAL LOANS & ADVANCES (47+51+55+58+59) |
|---|--------------------------|---------------------|---------------|--|------------------------------|---------------|---|-----------------------------------|--|
| | MINOR IRRIGATION | ANIMAL HUSBANDRY | OTHERS | TOTAL M. T. AGRICULTURAL (52 TO 54) | PURCHASE OF SHARES | OTHERS | TOTAL M. T. NON-AGRI. (56 TO 57) | | |
| 1 | 52 | 53 | 54 | 55 | 56 | 57 | 58 | 59 | 60 |
| 1. ANDHRA PRADESH | 6184 | 1100 | 13254 | 20538 | 1591 | 9379 | 10970 | 89139 | 419763 |
| 2. ASSAM | 0 | 0 | 28 | 28 | 0 | 60 | 60 | 0 | 190 |
| 3. BIHAR | 0 | 20 | 136 | 156 | 0 | 905 | 905 | 1410 | 24711 |
| 4. CHHATTISGARH | 163 | 0 | 4103 | 4266 | 0 | 1859 | 1859 | 10658 | 67056 |
| 5. GUJARAT | 5283 | 2667 | 14429 | 22379 | 116 | 18020 | 18136 | 37913 | 482914 |
| 6. HARYANA | 637 | 6129 | 10412 | 17178 | 309 | 9313 | 9622 | 40734 | 534382 |
| 7. HIMACHAL PRADESH | 0 | 108 | 1987 | 2095 | 0 | 62113 | 62113 | 30129 | 73959 |
| 8. JAMMU AND KASHMIR | 0 | 35 | 626 | 661 | 0 | 3428 | 3428 | 1344 | 10224 |
| 9. JHARKHAND | 77 | 0 | 0 | 77 | 82 | 147 | 229 | 77 | 2070 |
| 10. KARNATAKA | 2525 | 581 | 4560 | 7666 | 17 | 29080 | 29097 | 37807 | 389250 |
| 11. KERALA | 0 | 0 | 1342 | 1342 | 0 | 136884 | 136884 | 63596 | 557434 |
| 12. MADHYA PRADESH | 3891 | 506 | 8426 | 12823 | 870 | 6658 | 7528 | 32168 | 350383 |
| 13. MAHARASHTRA | 18909 | 6662 | 69184 | 94755 | 4811 | 65111 | 69922 | 264395 | 1429082 |
| 14. ORISSA | 4970 | 884 | 7744 | 13598 | 72 | 5914 | 5986 | 17084 | 181555 |
| 15. PUNJAB | 1042 | 3055 | 6697 | 10794 | 5101 | 29778 | 34879 | 56808 | 611442 |
| 16. RAJASTHAN | 1415 | 1058 | 10605 | 13078 | 0 | 10483 | 10483 | 13135 | 276929 |
| 17. TAMIL NADU | 434 | 764 | 27909 | 29107 | 85 | 92847 | 92932 | 157001 | 915065 |
| 18. UTTAR PRADESH | 32 | 413 | 2786 | 3231 | 718 | 16642 | 17360 | 56921 | 424251 |
| 19. UTTARANCHAL | 0 | 1597 | 2039 | 3636 | 0 | 12864 | 12864 | 16772 | 64142 |
| 20. WEST BENGAL | 542 | 6 | 1401 | 1949 | 0 | 19836 | 19836 | 6766 | 116959 |
| ALL INDIA TOTAL : | 46104 | 25585 | 187668 | 259357 | 13772 | 531321 | 545093 | 933857 | 6931761 |

**DISTRICT CENTRAL COOPERATIVE BANKS
(STATE WISE AND CONSOLIDATED)**

(AS ON 31st MARCH)

**TABLE - VII (A)
LOANS OUTSTANDING - SHORT TERM AGRICULTURAL
AND SHORT TERM NON-AGRICULTURAL**

DURING 2005-2006

(Rs. IN LAKHS)

| NAME OF THE STATES (DISTRICT CENTRAL COOPERATIVE BANKS STATE WISE TOTAL) | SHORT TERM AGRICULTURAL | | | | SHORT TERM NON-AGRICULTURAL | | | |
|---|--|--------------------------|--|--|-----------------------------|---------------------------|---------------|---|
| | SEASONAL AGRICULTURAL OPERATIONS | MARKETING OF CROPS | OTHERS INCLUDING SUPPLY & DISTRIBUTION. | TOTAL S. T. AGRICULTURAL (61 TO 63) | INDUSTRIAL PURPOSES | CONSUMP- TION LOANS | OTHERS | TOTAL S. T. NON-AGRI. (65 TO 67) |
| 1 | 61 | 62 | 63 | 64 | 65 | 66 | 67 | 68 |
| 1. ANDHRA PRADESH | 334902 | 3475 | 1332 | 339709 | 4143 | 4040 | 9048 | 17231 |
| 2. ASSAM | 3 | 2 | 2 | 7 | 0 | 0 | 682 | 682 |
| 3. BIHAR | 46916 | 275 | 1715 | 48906 | 943 | 694 | 6875 | 8512 |
| 4. CHHATTISGARH | 19573 | 0 | 6740 | 26313 | 463 | 0 | 11547 | 12010 |
| 5. GUJARAT | 232985 | 2835 | 10354 | 246174 | 12034 | 11625 | 56227 | 79886 |
| 6. HARYANA | 319873 | 0 | 673 | 320546 | 5346 | 780 | 24339 | 30465 |
| 7. HIMACHAL PRADESH | 2467 | 0 | 0 | 2467 | 209 | 1587 | 5734 | 7530 |
| 8. JAMMU AND KASHMIR | 4057 | 0 | 0 | 4057 | 91 | 0 | 8387 | 8478 |
| 9. JHARKHAND | 6299 | 603 | 20 | 6922 | 725 | 1872 | 1906 | 4503 |
| 10. KARNATAKA | 211614 | 943 | 861 | 213418 | 32837 | 3825 | 41919 | 78581 |
| 11. KERALA | 103242 | 542 | 6814 | 110598 | 2312 | 23960 | 96641 | 122913 |
| 12. MADHYA PRADESH | 224118 | 10653 | 11346 | 246117 | 1778 | 1887 | 34905 | 38570 |
| 13. MAHARASHTRA | 523565 | 778 | 1992 | 526335 | 110806 | 15132 | 281338 | 407276 |
| 14. ORISSA | 130073 | 926 | 1954 | 132953 | 6643 | 2772 | 11887 | 21302 |
| 15. PUNJAB | 201410 | 17 | 23221 | 224648 | 702 | 15209 | 52273 | 68184 |
| 16. RAJASTHAN | 180655 | 2652 | 2776 | 186083 | 926 | 981 | 10925 | 12832 |
| 17. TAMIL NADU | 128952 | 1410 | 18656 | 149018 | 5040 | 48433 | 196467 | 249940 |
| 18. UTTAR PRADESH | 225753 | 1749 | 14579 | 242081 | 9970 | 2167 | 30561 | 42525 |
| 19. UTTARANCHAL | 8977 | 28 | 168 | 9173 | 7709 | 452 | 2547 | 10708 |
| 20. WEST BENGAL | 46695 | 4411 | 4068 | 55174 | 5404 | 7531 | 15429 | 28364 |
| ALL INDIA TOTAL : | 2952129 | 31299 | 107271 | 3090699 | 208081 | 142947 | 899637 | 1250492 |

DISTRICT CENTRAL COOPERATIVE BANKS

(STATE WISE AND CONSOLIDATED)

ALL INDIA POSITION

(AS ON 31st MARCH)

TABLE - VII (B)

LOANS OUTSTANDING - MEDIUM TERM AGRICULTURAL

AND MEDIUM TERM NON-AGRICULTURAL

DURING 2005-2006

(Rs. IN LAKHS)

| NAME OF THE STATES (DISTRICT CENTRAL COOPERATIVE BANKS STATE WISE TOTAL) | MEDIUM TERM AGRICULTURAL | | | | MEDIUM TERM NON-AGRICULTURAL | | | OTHER LOANS AND ADVANCES | TOTAL LOANS OUTSTANDING (64+68+72+75+76) |
|---|--------------------------|---------------------|---------------|--|------------------------------|---------------|---|-----------------------------------|---|
| | MINOR IRRIGATION | ANIMAL HUSBANDRY | OTHERS | TOTAL M. T. AGRICULTURAL (69 TO 71) | PURCHASE OF SHARES | OTHERS | TOTAL M. T. NON-AGRI. (73 TO 74) | | |
| 1 | 69 | 70 | 71 | 72 | 73 | 74 | 75 | 76 | 77 |
| 1. ANDHRA PRADESH | 82740 | 10291 | 28271 | 108870 | 2446 | 15488 | 17934 | 190804 | 672012 |
| 2. ASSAM | 0 | 0 | 10 | 10 | 0 | 202 | 202 | 14 | 915 |
| 3. BIHAR | 515 | 49 | 3065 | 3629 | 326 | 3270 | 3596 | 708 | 65351 |
| 4. CHHATTISGARH | 741 | 0 | 19666 | 20407 | 0 | 8499 | 8499 | 13703 | 80932 |
| 5. GUJARAT | 15135 | 15254 | 84421 | 114810 | 2190 | 41428 | 43618 | 48066 | 532554 |
| 6. HARYANA | 4191 | 12056 | 40209 | 56456 | 926 | 18944 | 19870 | 26661 | 453998 |
| 7. HIMACHAL PRADESH | 0 | 207 | 4092 | 4299 | 0 | 63749 | 63749 | 23738 | 101783 |
| 8. JAMMU AND KASHMIR | 0 | 774 | 2080 | 2854 | 0 | 15058 | 15058 | 6297 | 36744 |
| 9. JHARKHAND | 186 | 17 | 999 | 1202 | 190 | 2929 | 3119 | 4463 | 20209 |
| 10. KARNATAKA | 7254 | 2766 | 11373 | 21393 | 631 | 49277 | 49908 | 31855 | 395155 |
| 11. KERALA | 1 | 43 | 6122 | 6166 | 0 | 246666 | 246666 | 122375 | 608718 |
| 12. MADHYA PRADESH | 10027 | 3603 | 40072 | 53702 | 3205 | 30226 | 33431 | 21522 | 393342 |
| 13. MAHARASHTRA | 54484 | 20985 | 373021 | 448490 | 1257 | 164016 | 165273 | 324234 | 1871608 |
| 14. ORISSA | 11519 | 2463 | 41663 | 55645 | 821 | 16611 | 17432 | 19825 | 247157 |
| 15. PUNJAB | 10421 | 5043 | 17688 | 33152 | 370 | 77295 | 77665 | 60179 | 463828 |
| 16. RAJASTHAN | 10213 | 912 | 60169 | 71294 | 958 | 21416 | 22374 | 11073 | 303656 |
| 17. TAMIL NADU | 653 | 5120 | 152739 | 158512 | 4390 | 126985 | 131375 | 170603 | 859448 |
| 18. UTTAR PRADESH | 627 | 1854 | 17235 | 19716 | 1860 | 24921 | 26781 | 36647 | 367750 |
| 19. UTTARANCHAL | 0 | 819 | 4526 | 5345 | 500 | 12695 | 13195 | 12415 | 50836 |
| 20. WEST BENGAL | 1974 | 721 | 5043 | 7738 | 0 | 44030 | 44030 | 12436 | 147742 |
| ALL INDIA TOTAL : | 210681 | 82977 | 912464 | 1193690 | 20070 | 983705 | 1003775 | 1137618 | 7673738 |

**DISTRICT CENTRAL COOPERATIVE BANKS
(STATE WISE AND CONSOLIDATED)
ALL INDIA POSITION
(AS ON 31st MARCH)**

**TABLE - VIII
PURPOSE WISE DEMAND AND COLLECTION
DURING 2005-2006**

(Rs. IN LAKHS)

| NAME OF THE STATES (DISTRICT CENTRAL COOPERATIVE BANKS STATE WISE TOTAL) | DETAILS OF DEMAND | | | | | | DETAILS OF COLLECTION | | | | | |
|---|-------------------|-----------------------|-------------------|-----------------------|---------------|---------------------|-----------------------|-----------------------|-------------------|-----------------------|---------------|---------------------|
| | SHORT TERM | | MEDIUM TERM | | OTHERS | TOTAL (78 TO 82) | SHORT TERM | | MEDIUM TERM | | OTHERS | TOTAL (84 TO 88) |
| | AGRI- CULTURAL | NON-AGRI- CULTURAL | AGRI- CULTURAL | NON-AGRI- CULTURAL | | | AGRI- CULTURAL | NON-AGRI- CULTURAL | AGRI- CULTURAL | NON-AGRI- CULTURAL | | |
| 1 | 78 | 79 | 80 | 81 | 82 | 83 | 84 | 85 | 86 | 87 | 88 | 89 |
| 1. ANDHRA PRADESH | 306892 | 10297 | 48096 | 5660 | 45818 | 416763 | 193472 | 2617 | 15760 | 2231 | 21118 | 235198 |
| 2. ASSAM | 3 | 565 | 9 | 175 | 6 | 758 | 0 | 22 | 2 | 45 | 2 | 71 |
| 3. BIHAR | 59132 | 4326 | 1968 | 1370 | 5969 | 72765 | 26784 | 1744 | 613 | 773 | 4045 | 33959 |
| 4. CHHATTISGARH | 53251 | 5424 | 10579 | 4754 | 1954 | 75962 | 30253 | 1924 | 5002 | 1221 | 100 | 38500 |
| 5. GUJARAT | 254015 | 49325 | 23569 | 19308 | 16254 | 362471 | 197830 | 20879 | 14307 | 8339 | 13768 | 255123 |
| 6. HARYANA | 473104 | 50544 | 17682 | 10159 | 52355 | 603844 | 380826 | 45487 | 13804 | 6582 | 49297 | 495996 |
| 7. HIMACHAL PRADESH | 1027 | 216 | 1907 | 22792 | 1725 | 27667 | 832 | 205 | 1177 | 21044 | 851 | 24109 |
| 8. JAMMU AND KASHMIR | 4350 | 2168 | 2752 | 4108 | 1447 | 14825 | 1504 | 930 | 602 | 2865 | 1049 | 6950 |
| 9. JHARKHAND | 6710 | 3196 | 821 | 3437 | 2475 | 16639 | 742 | 1279 | 62 | 820 | 1230 | 4133 |
| 10. KARNATAKA | 216399 | 24085 | 12798 | 29858 | 15007 | 298147 | 161993 | 20286 | 8727 | 20050 | 9309 | 220365 |
| 11. KERALA | 66453 | 106874 | 2377 | 129108 | 55233 | 360045 | 62906 | 101227 | 1608 | 97435 | 46059 | 309235 |
| 12. MADHYA PRADESH | 312042 | 19111 | 29274 | 24908 | 14598 | 399933 | 156022 | 11028 | 14996 | 5799 | 7465 | 195310 |
| 13. MAHARASHTRA | 539288 | 177241 | 110153 | 90152 | 71829 | 988663 | 221026 | 132573 | 53954 | 41113 | 35772 | 484438 |
| 14. ORISSA | 140404 | 12646 | 11945 | 11832 | 10503 | 187330 | 97780 | 8290 | 6682 | 5187 | 6080 | 124019 |
| 15. PUNJAB | 371606 | 26615 | 10178 | 34124 | 29411 | 471934 | 339449 | 22979 | 9025 | 25138 | 24543 | 421134 |
| 16. RAJASTHAN | 231345 | 16128 | 43764 | 12054 | 7272 | 310563 | 172206 | 9951 | 28795 | 6635 | 4710 | 222297 |
| 17. TAMIL NADU | 165177 | 152804 | 32514 | 62954 | 76330 | 489779 | 124521 | 142888 | 16614 | 49187 | 58256 | 391466 |
| 18. UTTAR PRADESH | 289516 | 121065 | 8797 | 14969 | 44093 | 478439 | 165327 | 112430 | 2990 | 11949 | 35889 | 328585 |
| 19. UTTARANCHAL | 9269 | 11560 | 1941 | 4488 | 4836 | 32094 | 6994 | 10910 | 1197 | 3979 | 4650 | 27730 |
| 20. WEST BENGAL | 58616 | 29791 | 3074 | 19696 | 2896 | 114073 | 44700 | 24302 | 1835 | 17438 | 2194 | 90469 |
| ALL INDIA TOTAL : | 3558599 | 823981 | 374198 | 505906 | 460011 | 5722694 | 2385167 | 671951 | 197752 | 327830 | 326387 | 3909087 |

**DISTRICT CENTRAL COOPERATIVE BANKS
(BANKWISE AND CONSOLIDATED)**

**TABLE - IX
PURPOSE WISE BALANCES (OVERDUES) AND
PERCENTAGE OF OVERDUES TO DEMAND
DURING 2005-2006**

(AS ON 31st MARCH)

(Rs. IN LAKHS)

(PERCENTAGE %)

| NAME OF THE STATES (DISTRICT CENTRAL COOPERATIVE BANKS STATE WISE TOTAL) | DETAILS OF BALANCES (OVERDUES) | | | | | | PERCENTAGE OF OVERDUES TO DEMAND | | | | | |
|---|--------------------------------|-----------------------|-------------------|-----------------------|---------------|---------------------|----------------------------------|-----------------------|-------------------|-----------------------|--------------|--------------|
| | SHORT TERM | | MEDIUM TERM | | OTHERS | TOTAL (90 TO 94) | SHORT TERM | | MEDIUM TERM | | OTHERS | TOTAL |
| | AGRI- CULTURAL | NON-AGRI- CULTURAL | AGRI- CULTURAL | NON-AGRI- CULTURAL | | | AGRI- CULTURAL | NON-AGRI- CULTURAL | AGRI- CULTURAL | NON-AGRI- CULTURAL | | |
| | 1 | 90 | 91 | 92 | 93 | 94 | 95 | 96 | 97 | 98 | 99 | 100 |
| 1. ANDHRA PRADESH | 113420 | 7680 | 32336 | 3429 | 24700 | 181565 | 36.96 | 74.58 | 67.23 | 60.58 | 53.91 | 43.57 |
| 2. ASSAM | 3 | 543 | 7 | 130 | 4 | 687 | 100.00 | 96.11 | 77.78 | 74.29 | 66.67 | 90.63 |
| 3. BIHAR | 32348 | 2582 | 1355 | 597 | 1924 | 38806 | 54.70 | 59.69 | 68.85 | 43.58 | 32.23 | 53.33 |
| 4. CHHATTISGARH | 22998 | 3500 | 5577 | 3533 | 1854 | 37462 | 43.19 | 64.53 | 52.72 | 74.32 | 94.88 | 49.32 |
| 5. GUJARAT | 56185 | 28446 | 9262 | 10969 | 2486 | 107348 | 22.12 | 57.67 | 39.30 | 56.81 | 15.29 | 29.62 |
| 6. HARYANA | 92278 | 5057 | 3878 | 3577 | 3058 | 107848 | 19.50 | 10.01 | 21.93 | 35.21 | 5.84 | 17.86 |
| 7. HIMACHAL PRADESH | 195 | 11 | 730 | 1748 | 874 | 3558 | 18.99 | 5.09 | 38.28 | 7.67 | 50.67 | 12.86 |
| 8. JAMMU AND KASHMIR | 2846 | 1238 | 2150 | 1243 | 398 | 7875 | 65.43 | 57.10 | 78.13 | 30.26 | 27.51 | 53.12 |
| 9. JHARKHAND | 5968 | 1917 | 759 | 2617 | 1245 | 12506 | 88.94 | 59.98 | 92.45 | 76.14 | 50.30 | 75.16 |
| 10. KARNATAKA | 54406 | 3799 | 4071 | 9808 | 5698 | 77782 | 25.14 | 15.77 | 31.81 | 32.85 | 37.97 | 26.09 |
| 11. KERALA | 3547 | 5647 | 769 | 31673 | 9174 | 50810 | 5.34 | 5.28 | 32.35 | 24.53 | 16.61 | 14.11 |
| 12. MADHYA PRADESH | 156020 | 8083 | 14278 | 19109 | 7133 | 204623 | 50.00 | 42.30 | 48.77 | 76.72 | 48.86 | 51.16 |
| 13. MAHARASHTRA | 318262 | 44668 | 56199 | 49039 | 36057 | 504225 | 59.02 | 25.20 | 51.02 | 54.40 | 50.20 | 51.00 |
| 14. ORISSA | 42624 | 4356 | 5263 | 6645 | 4423 | 63311 | 30.36 | 34.45 | 44.06 | 56.16 | 42.11 | 33.80 |
| 15. PUNJAB | 32157 | 3636 | 1153 | 8986 | 4868 | 50800 | 8.65 | 13.66 | 11.33 | 26.33 | 16.55 | 10.76 |
| 16. RAJASTHAN | 59139 | 6177 | 14969 | 5419 | 2562 | 88266 | 25.56 | 38.30 | 34.20 | 44.96 | 35.23 | 28.42 |
| 17. TAMIL NADU | 40656 | 9916 | 15900 | 13767 | 18074 | 98313 | 24.61 | 6.49 | 48.90 | 21.87 | 23.68 | 20.07 |
| 18. UTTAR PRADESH | 124189 | 8635 | 5807 | 3020 | 8204 | 149854 | 42.90 | 7.13 | 66.01 | 20.18 | 18.61 | 31.32 |
| 19. UTTARANCHAL | 2275 | 650 | 744 | 509 | 186 | 4364 | 24.54 | 5.62 | 38.33 | 11.34 | 3.85 | 13.60 |
| 20. WEST BENGAL | 13916 | 5489 | 1239 | 2258 | 702 | 23604 | 23.74 | 18.43 | 40.31 | 11.46 | 24.24 | 20.69 |
| ALL INDIA TOTAL : | 13916 | 152030 | 176446 | 178076 | 133624 | 1813607 | 32.97 | 18.45 | 47.15 | 35.20 | 29.05 | 31.69 |

**DISTRICT CENTRAL COOPERATIVE BANKS
(STATE WISE AND CONSOLIDATED)
ALL INDIA POSITION**

**TABLE - X
COST OF MANAGEMENT, NUMBER OF EMPLOYEES,
PROFIT/LOSS, BRANCHES WORKING IN PROFIT/LOSS
AND DIVIDEND DECLARED**

(AS ON 31st MARCH)

(Rs. IN LAKHS)

| NAME OF THE STATES (DISTRICT CENTRAL COOPERATIVE BANKS STATE WISE TOTAL) | COST OF MANAGEMENT | | | TOTAL NO. OF EMPLOYEES | COST OF MGMT. PER EMPLOYEE | COST OF MGMT. TO WORKING CAPITAL (%) | BANKS IN PROFIT (+) LOSS (-) | DIVIDEND DECLARED (%) | BRANCHES WORKING AT | | AUDIT CLASSI- FICATION (A/B/C/D/ GOVT.) |
|---|--------------------|-------------------|---------------|------------------------------|-------------------------------------|--|--|-----------------------------|---------------------|------------------|--|
| | SALARIES | OTHER EXPENCES | TOTAL | | | | | | PROFIT (NUMBER) | LOSS (NUMBER) | |
| 1 | 102 | 103 | 104 | 105 | 106 | 107 | 108 | 109 | 110 | 111 | 112 |
| 1. ANDHRA PRADESH | 7899 | 2221 | 10120 | 4881 | 2.07 | 1.40 | -8067 | 18 | 187 | 54 | NOT COMPILED |
| 2. ASSAM | 59 | 11 | 70 | 162 | 0.43 | 2.39 | 104 | 0 | 17 | 2 | NOT COMPILED |
| 3. BIHAR | 1746 | 9788 | 11534 | 1522 | 7.58 | 7.63 | -7683 | 9 | 158 | 148 | NOT COMPILED |
| 4. CHHATTISGARH | 2255 | 2145 | 4400 | 2063 | 2.13 | 2.30 | 2152 | 0 | 187 | 24 | NOT COMPILED |
| 5. GUJARAT | 14318 | 4989 | 19307 | 6962 | 2.77 | 1.87 | -12597 | 87 | 912 | 241 | NOT COMPILED |
| 6. HARYANA | 7359 | 5590 | 12949 | 4049 | 3.20 | 2.19 | 3924 | 29 | 300 | 74 | NOT COMPILED |
| 7. HIMACHAL PRADESH | 2452 | 896 | 3348 | 1269 | 2.64 | 1.05 | 4928 | 12 | 155 | 25 | NOT COMPILED |
| 8. JAMMU AND KASHMIR | 1869 | 339 | 2208 | 1033 | 2.14 | 2.39 | -4567 | 0 | 56 | 69 | NOT COMPILED |
| 9. JHARKHAND | 836 | 1621 | 2457 | 604 | 4.07 | 3.82 | -590 | 0 | 48 | 65 | NOT COMPILED |
| 10. KARNATAKA | 7712 | 10396 | 18108 | 3961 | 4.57 | 3.01 | -2873 | 71 | 474 | 71 | NOT COMPILED |
| 11. KERALA | 12190 | 11108 | 23298 | 5463 | 4.26 | 2.77 | 2761 | 84 | 453 | 118 | NOT COMPILED |
| 12. MADHYA PRADESH | 7462 | 7037 | 14499 | 8080 | 1.79 | 2.11 | 38 | 40 | 762 | 74 | NOT COMPILED |
| 13. MAHARASHTRA | 51728 | 21677 | 73405 | 27604 | 2.66 | 2.04 | -20820 | 100 | 2987 | 1065 | NOT COMPILED |
| 14. ORISSA | 4336 | 3599 | 7935 | 2908 | 2.73 | 2.05 | 546 | 3 | 224 | 84 | NOT COMPILED |
| 15. PUNJAB | 12583 | 3747 | 16330 | 4622 | 3.53 | 2.25 | 7667 | 163 | 776 | 22 | NOT COMPILED |
| 16. RAJASTHAN | 5375 | 2017 | 7392 | 2372 | 3.12 | 1.57 | 7015 | 16 | 384 | 11 | NOT COMPILED |
| 17. TAMIL NADU | 12153 | 24335 | 36488 | 4826 | 7.56 | 3.05 | 18666 | 40 | 468 | 149 | NOT COMPILED |
| 18. UTTAR PRADESH | 13765 | 7182 | 20947 | 7592 | 2.76 | 2.34 | -12430 | 70 | 979 | 337 | NOT COMPILED |
| 19. UTTARANCHAL | 2180 | 1574 | 3754 | 869 | 4.32 | 2.22 | 1411 | 67 | 150 | 28 | NOT COMPILED |
| 20. WEST BENGAL | 3835 | 8920 | 12755 | 15043 | 0.85 | 3.25 | 1196 | 41 | 125 | 116 | NOT COMPILED |
| ALL INDIA TOTAL : | 344224 | 258384 | 602608 | 211770 | 2.85 | 2.30 | 177306 | 1700 | 19604 | 5554 | NOT COMPILED |

**DISTRICT CENTRAL COOPERATIVE BANKS
(BANK WISE AND CONSOLIDATED)**

1. ANDHRA PRADESH

(AS ON 31st MARCH)

**TABLE - II
NUMBER OF OFFICES, MEMBERSHIP, SHARE CAPITAL
AND RESERVE FUNDS
DURING 2005-2006**

(Rs. IN LAKHS)

| NAME OF THE DISTRICT CENTRAL COOPERATIVE BANKS IN THE STATE | NUMBER OF OFFICES INCLUDING HEAD OFFICE | MEMBERSHIP (IN NUMBERS) | | | PAID UP SHARE CAPITAL | | | TOTAL SHARE CAPITAL (6 TO 8) | RESERVES AND OTHER FUNDS | | | TOTAL RESERVE FUNDS (10 TO 12) |
|--|---|-------------------------------|------------------|-------------------------------------|---------------------------|--------------------------|--------------------------|---------------------------------------|------------------------------|---|-------------------|---|
| | | COOPE- RATIVE SOCIETIES | INDIVI- DUALS | TOTAL MEMBER SHIP (3 TO 4) | FROM COOPE- RATIVES | FROM GOVERN- MENTS | FROM INDIVI- DUALS | | STATUTORY RESERVE FUND | AGRIL. CREDIT STABILISA- TION FUND | OTHER RESERVES | |
| 1 | 2 | 3 | 4 | 5 | 6 | 7 | 8 | 9 | 10 | 11 | 12 | 13 |
| 1. ADILABAD | 20 | 77 | 0 | 77 | 1772 | 82 | 47 | 1901 | 24 | 28 | 2369 | 2421 |
| 2. ANANTAPUR | 19 | 644 | 80405 | 81049 | 2929 | 201 | 64 | 3194 | 51 | 16 | 14269 | 14336 |
| 3. CHITTOOR* | 25 | 748 | 75971 | 76719 | 2068 | 172 | 37 | 2277 | 27 | 27 | 3352 | 3406 |
| 4. CUDDAPAH* | 15 | 486 | 693 | 1179 | 1570 | 198 | 34 | 1802 | 35 | 57 | 5282 | 5374 |
| 5. ELURU | 34 | 671 | 26176 | 26847 | 3697 | 90 | 46 | 3833 | 2918 | 1491 | 3702 | 8111 |
| 6. GUNTUR* | 35 | 1059 | 106053 | 107112 | 3490 | 56 | 44 | 3590 | 235 | 152 | 2656 | 3043 |
| 7. HYDERABAD | 23 | 324 | 8790 | 9114 | 1533 | 200 | 103 | 1836 | 206 | 40 | 3337 | 3583 |
| 8. KAKINADA* | 48 | 1534 | 45998 | 47532 | 4216 | 75 | 57 | 4348 | 304 | 184 | 10951 | 11439 |
| 9. KARIMNAGAR* | 30 | 605 | 0 | 605 | 1742 | 1879 | 156 | 3777 | 79 | 47 | 2463 | 2589 |
| 10. KHAMMAM | 28 | 106 | 79314 | 79420 | 2024 | 222 | 103 | 2349 | 148 | 62 | 2573 | 2783 |
| 11. KRISHNA* | 49 | 1310 | 93756 | 95066 | 4919 | 52 | 76 | 5047 | 2690 | 1192 | 5369 | 9251 |
| 12. KURNOOL* | 20 | 542 | 0 | 542 | 1753 | 160 | 28 | 1941 | 2451 | 19 | 48 | 2518 |
| 13. MAHABUBANAGAR | 20 | 428 | 7444 | 7872 | 1622 | 1614 | 117 | 3353 | 232 | 15 | 6525 | 6772 |
| 14. MEDAK* | 20 | 731 | 65085 | 65816 | 1569 | 41 | 89 | 1699 | 17 | 5 | 3372 | 3394 |
| 15. NALGONDA* | 24 | 871 | 91792 | 92663 | 1809 | 229 | 76 | 2114 | 54 | 0 | 1452 | 1506 |
| 16. NELLORE | 16 | 834 | 3 | 837 | 1350 | 3353 | 43 | 4746 | 4934 | 9 | 121 | 5064 |
| 17. NIZAMABAD | 32 | 539 | 25949 | 26488 | 2100 | 100 | 278 | 2478 | 1530 | 242 | 5070 | 6842 |
| 18. PRAKASAM | 30 | 587 | 35857 | 36444 | 2158 | 137 | 43 | 2338 | 30 | 25 | 2395 | 2450 |
| 19. SRIKAKULAM* | 14 | 458 | 61269 | 61727 | 682 | 2299 | 43 | 3024 | 43 | 33 | 4030 | 4106 |
| 20. VISHAKAPATNAM | 30 | 462 | 5028 | 5490 | 2008 | 66 | 65 | 2139 | 436 | 43 | 4114 | 4593 |
| 21. VIZIANAGARAM* | 21 | 393 | 0 | 393 | 808 | 3896 | 43 | 4747 | 74 | 39 | 2107 | 2220 |
| 22. WARANGAL* | 23 | 708 | 25584 | 26292 | 1849 | 200 | 60 | 2109 | 36 | 25 | 2574 | 2635 |
| STATE TOTAL : | 576 | 14117 | 835167 | 849284 | 47668 | 15322 | 1652 | 64642 | 16554 | 3751 | 88131 | 108436 |
| 2. ASSAM | | | | | | | | | | | | |
| 23. SIBSAGAR* | 18 | 551 | 11341 | 11892 | 10 | 16 | 20 | 46 | 1 | 0 | 19 | 20 |
| STATE TOTAL : | 18 | 551 | 11341 | 11892 | 10 | 16 | 20 | 46 | 1 | 0 | 19 | 20 |

**DISTRICT CENTRAL COOPERATIVE BANKS
(BANKWISE AND CONSOLIDATED)**

**TABLE - III
DEPOSITS SOURCE-WISE AND TYPE-WISE
DURING 2005-2006**

**1. ANDHRA PRADESH
(AS ON 31st MARCH)**

(Rs. IN LAKHS)

| NAME OF THE DISTRICT CENTRAL COOPERATIVE BANKS IN THE STATE | INSTITUTIONAL DEPOSITS FROM | | | | TOTAL DEPOSITS (14 TO 17) OR (19 TO 23) | TYPEWISE DEPOSITS | | | | |
|--|-----------------------------|------------------|-----------------|-------------|---|-------------------|--------------|---------------|------------------|-------------------|
| | COOPER- ATIVES | INDIVI- DUALS | LOCAL BODIES | OTHERS | | CURRENT | SAVINGS | FIXED | RESERVE FUNDS | OTHER DEPOSITS |
| 1 | 14 | 15 | 16 | 17 | 18 | 19 | 20 | 21 | 22 | 23 |
| 1. ADILABAD | 370 | 6510 | 387 | 0 | 7267 | 194 | 989 | 6016 | 58 | 10 |
| 2. ANANTAPUR | 1417 | 0 | 4984 | 0 | 6401 | 154 | 2090 | 3404 | 448 | 305 |
| 3. CHITTOOR* | 5229 | 4743 | 166 | @ | 10138 | 383 | 1027 | 8652 | 76 | 0 |
| 4. CUDDAPAH* | 493 | 4580 | 0 | 5 | 5078 | 153 | 949 | 3660 | 53 | 263 |
| 5. ELURU | 12333 | 14035 | 649 | 0 | 27017 | 3295 | 2908 | 18852 | 1506 | 456 |
| 6. GUNTUR* | 3729 | 13346 | 98 | 0 | 17173 | 729 | 1791 | 13262 | 528 | 863 |
| 7. HYDERABAD | 5020 | 11822 | 0 | 0 | 16842 | 765 | 5763 | 7647 | 191 | 2476 |
| 8. KAKINADA* | 6472 | 13655 | 8 | 2996 | 23131 | 381 | 2390 | 17747 | 1339 | 1274 |
| 9. KARIMNAGAR* | 586 | 9389 | 298 | 0 | 10273 | 273 | 1581 | 8163 | 0 | 256 |
| 10. KHAMMAM | 10252 | @ | @ | @ | 10252 | 275 | 1763 | 1660 | 5559 | 995 |
| 11. KRISHNA* | 15340 | 20002 | 1433 | 560 | 37335 | 1678 | 6230 | 26179 | 1784 | 1464 |
| 12. KURNOOL* | 7290 | 68 | 3 | 4 | 7365 | 193 | 817 | 5489 | 122 | 744 |
| 13. MAHABUBANAGAR | 775 | 5415 | 0 | 0 | 6190 | 524 | 1725 | 3656 | 75 | 210 |
| 14. MEDAK* | 644 | 4911 | 299 | 0 | 5854 | 89 | 1379 | 4296 | 79 | 11 |
| 15. NALGONDA* | 832 | 4189 | 0 | 0 | 5021 | 438 | 881 | 3268 | 80 | 354 |
| 16. NELLORE | 932 | 608 | 683 | 1682 | 3905 | 809 | 640 | 492 | 282 | 1682 |
| 17. NIZAMABAD | 3232 | 7829 | 580 | 0 | 11641 | 884 | 3483 | 6657 | 477 | 140 |
| 18. PRAKASAM | 2553 | 8904 | 1 | 896 | 12354 | 510 | 1864 | 9579 | 273 | 128 |
| 19. SRIKAKULAM* | 280 | 1299 | 83 | 0 | 1662 | 24 | 253 | 1267 | 109 | 9 |
| 20. VISHAKAPATNAM | 4116 | 11643 | 1486 | 0 | 17245 | 815 | 3506 | 11864 | 1060 | 0 |
| 21. VIZIANAGARAM* | 753 | 2292 | 0 | 0 | 3045 | 55 | 386 | 1790 | 590 | 224 |
| 22. WARANGAL* | 920 | 4898 | 410 | 0 | 6228 | 641 | 916 | 1277 | 84 | 3310 |
| STATE TOTAL : | 83568 | 150138 | 11568 | 6143 | 251417 | 13262 | 43331 | 164877 | 14773 | 15174 |
| 2. ASSAM | | | | | | | | | | |
| 23. SIBSAGAR* | 88 | 1713 | 0 | 91 | 1892 | 485 | 1137 | 178 | 1 | 91 |
| STATE TOTAL : | 88 | 1713 | 0 | 91 | 1892 | 485 | 1137 | 178 | 1 | 91 |

DISTRICT CENTRAL COOPERATIVE BANKS

TABLE - IV

(BANKWISE AND CONSOLIDATED) BORROWINGS FROM SCB / NABARD, GOVT. OF INDIA, COMMERCIAL BANKS,

1. ANDHRA PRADESH

CASH CREDIT & OVERDRAFTS AND OTHERS

(AS ON 31st MARCH)

DURING 2005-2006

(Rs. IN LAKHS)

| NAME OF THE DISTRICT CENTRAL COOPERATIVE BANKS IN THE STATE | BORROWINGS FROM SCB / NABARD | | | | | TOTAL LOANS FROM SCB/NABARD (24 TO 28) | LOANS FROM | | CASH CREDIT AND OVER- DRAFTS | TOTAL BORROW- INGS (29 TO 32) |
|--|------------------------------|----------------|------------------|----------------|--------|---|------------|--------------------------|--|--|
| | AGRICULTURAL | | NON-AGRICULTURAL | | OTHER | | GOVT. | COMMER- CIAL BANKS | | |
| | SHORT TERM | MEDIUM TERM | SHORT TERM | MEDIUM TERM | | | | | | |
| 1 | 24 | 25 | 26 | 27 | 28 | 29 | 30 | 31 | 32 | 33 |
| 1. ADILABAD | 5674 | 8 | 9305 | 0 | 2703 | 17690 | 0 | 0 | 0 | 17690 |
| 2. ANANTAPUR | 7707 | @ | 30254 | @ | 331 | 38292 | 0 | 0 | 1548 | 39840 |
| 3. CHITTOOR* | 6479 | @ | 1496 | @ | 21085 | 29060 | 0 | 0 | 0 | 29060 |
| 4. CUDDAPAH* | 3036 | 0 | 1251 | 0 | 9905 | 14192 | 32 | 0 | 1111 | 15335 |
| 5. ELURU | 13278 | 16 | 168 | 0 | 14537 | 27999 | 0 | 0 | 11 | 28010 |
| 6. GUNTUR* | 15741 | 2399 | 555 | 250 | 4968 | 23913 | 1 | 145 | 0 | 24059 |
| 7. HYDERABAD | 3912 | 0 | 2993 | 167 | 6253 | 13325 | 0 | 0 | 0 | 13325 |
| 8. KAKINADA* | 16040 | 930 | 0 | 0 | 15106 | 32076 | 0 | 0 | 0 | 32076 |
| 9. KARIMNAGAR* | 4513 | 596 | 13362 | 3 | 0 | 18474 | 0 | 0 | 0 | 18474 |
| 10. KHAMMAM | 6486 | 2581 | 100 | 0 | 8044 | 17211 | 0 | 0 | 0 | 17211 |
| 11. KRISHNA* | 17648 | 0 | 1432 | 0 | 13422 | 32502 | 0 | 0 | 0 | 32502 |
| 12. KURNOOL* | 6564 | 8253 | 0 | 1896 | 595 | 17308 | 0 | 0 | 198 | 17506 |
| 13. MAHABUBANAGAR | 4639 | 148 | 513 | 3 | 18217 | 23520 | 0 | 0 | 0 | 23520 |
| 14. MEDAK* | 6925 | 267 | 5759 | 2211 | 1261 | 16423 | 0 | 0 | 0 | 16423 |
| 15. NALGONDA* | 5922 | 0 | 356 | 1750 | 11056 | 19084 | 0 | 0 | 0 | 19084 |
| 16. NELLORE | 0 | 4273 | 924 | 5 | 13364 | 18566 | 0 | 0 | 5201 | 23767 |
| 17. NIZAMABAD | 13084 | 405 | 7669 | 2587 | 130 | 23875 | 0 | 0 | 0 | 23875 |
| 18. PRAKASAM | 9110 | 0 | 632 | 193 | 10381 | 20316 | 0 | 0 | 0 | 20316 |
| 19. SRIKAKULAM* | 3922 | 0 | 4539 | 30 | 1520 | 10011 | 0 | 0 | 0 | 10011 |
| 20. VISHAKAPATNAM | 7723 | 0 | 2358 | 142 | 542 | 10765 | 0 | 0 | 0 | 10765 |
| 21. VIZIANAGARAM* | 3791 | 3282 | 0 | 0 | 2293 | 9366 | 0 | 0 | 31 | 9397 |
| 22. WARANGAL* | 4979 | 1143 | 9213 | 113 | 300 | 15748 | 0 | 0 | 0 | 15748 |
| STATE TOTAL : | 167173 | 24301 | 92879 | 9350 | 156013 | 449716 | 33 | 145 | 8100 | 457994 |
| 2. ASSAM | | | | | | | | | | |
| 23. SIBSAGAR* | 5 | 0 | 1 | 0 | 0 | 6 | 0 | 0 | 0 | 6 |
| STATE TOTAL : | 5 | 0 | 1 | 0 | 0 | 6 | 0 | 0 | 0 | 6 |

DISTRICT CENTRAL COOPERATIVE BANKS

TABLE - V

(BANKWISE AND CONSOLIDATED) WORKING CAPITAL, CASH AND BALANCES WITH BANKS, CALL DEPOSITS

1. ANDHRA PRADESH

AND DETAILS OF INVESTMENTS WITH VARIOUS AGENCIES

(AS ON 31st MARCH)

DURING 2005-2006

(Rs. IN LAKHS)

| NAME OF THE DISTRICT CENTRAL COOPERATIVE BANKS IN THE STATE | WORKING CAPITAL | CASH ON HAND | BALANCES WITH BANKS | CALL DEPOSITS | DETAILS OF INVESTMENTS | | | | | TOTAL INVESTMENTS (38 TO 42) |
|--|--------------------|-----------------|---------------------------|------------------|------------------------|----------------------------|------------------------------|-------------------|---------------------------|------------------------------------|
| | | | | | IN GOVT. SECURITIES | DEBEN- TURES OF LDBs | OTHER TRUSTEE SECURITY | FIXED DEPOSITS | OTHER INVEST- MENTS | |
| 1 | 34 | 35 | 36 | 37 | 38 | 39 | 40 | 41 | 42 | 43 |
| 1. ADILABAD | 26994 | 1146 | 242 | 0 | 0 | 0 | 0 | 1602 | 850 | 2452 |
| 2. ANANTAPUR | 46102 | 822 | 329 | 0 | 0 | 0 | 0 | 2659 | 1279 | 3938 |
| 3. CHITTOOR* | 40872 | 684 | 827 | 0 | 0 | 0 | 0 | 2547 | 1429 | 3976 |
| 4. CUDDAPAH* | 22284 | 132 | 85 | 0 | 0 | 0 | 0 | 1136 | 758 | 1894 |
| 5. ELURU | 67005 | 3964 | 2434 | 0 | 342 | 0 | 0 | 11133 | 2652 | 14127 |
| 6. GUNTUR* | 48057 | 1703 | 281 | 0 | 688 | 0 | 0 | 3772 | 1491 | 5951 |
| 7. HYDERABAD | 32209 | 1615 | 1234 | 0 | 0 | 0 | 20 | 5058 | 662 | 5740 |
| 8. KAKINADA* | 70993 | 1194 | 717 | 0 | 0 | 0 | 0 | 6752 | 1837 | 8589 |
| 9. KARIMNAGAR* | 39805 | 443 | 274 | 0 | 0 | 0 | 0 | 3511 | 878 | 4389 |
| 10. KHAMMAM | 21587 | 702 | 816 | 0 | 0 | 0 | 0 | 2615 | 1222 | 3837 |
| 11. KRISHNA* | 2725 | 2342 | 0 | 0 | 526 | 0 | 10 | 18445 | 121 | 19102 |
| 12. KURNOOL* | 29330 | 1190 | 105 | 0 | 0 | 0 | 0 | 747 | 1640 | 2387 |
| 13. MAHABUBANAGAR | 24389 | 520 | 266 | 0 | 0 | 699 | 0 | 2616 | 212 | 3527 |
| 14. MEDAK* | 22777 | 394 | 707 | 0 | 0 | 0 | 2240 | 782 | 0 | 3022 |
| 15. NALGONDA* | 26441 | 276 | 205 | 0 | 0 | 0 | 0 | 966 | 972 | 1938 |
| 16. NELLORE | 50901 | 953 | 286 | 0 | 0 | 0 | 0 | 3734 | 812 | 4546 |
| 17. NIZAMABAD | 44826 | 1119 | 414 | 0 | 0 | 0 | 0 | 2245 | 1500 | 3745 |
| 18. PRAKASAM | 33131 | 3497 | 408 | 0 | 0 | 0 | 0 | 2830 | 1219 | 4049 |
| 19. SRIKAKULAM* | 2606 | 669 | 119 | 0 | 0 | 0 | 0 | 2662 | 503 | 3165 |
| 20. VISHAKAPATNAM | 30207 | 829 | 522 | 5 | 0 | 0 | 0 | 4926 | 644 | 5570 |
| 21. VIZIANAGARAM* | 10784 | 63 | 29 | 0 | 2 | 0 | 4 | 4002 | 297 | 4305 |
| 22. WARANGAL* | 26731 | 265 | 378 | 0 | 0 | 0 | 696 | 1303 | 56 | 2055 |
| STATE TOTAL : | 720756 | 24522 | 10678 | 5 | 1558 | 699 | 2970 | 86043 | 21034 | 112304 |
| 2. ASSAM | | | | | | | | | | |
| 23. SIBSAGAR* | 2924 | 10 | 340 | 0 | 0 | 0 | 0 | 20 | 2 | 22 |
| STATE TOTAL : | 2924 | 10 | 340 | 0 | 0 | 0 | 0 | 20 | 2 | 22 |

**DISTRICT CENTRAL COOPERATIVE BANKS
(BANKWISE AND CONSOLIDATED)**

1. ANDHRA PRADESH

(AS ON 31st MARCH)

**TABLE - VI (A)
LOANS ISSUED - SHORT TERM AGRICULTURAL
AND SHORT TERM NON-AGRICULTURAL
DURING 2005-2006**

(Rs. IN LAKHS)

| NAME OF THE DISTRICT CENTRAL COOPERATIVE BANKS IN THE STATE | SHORT TERM AGRICULTURAL | | | | SHORT TERM NON-AGRICULTURAL | | | |
|--|--|--------------------------|---------------------------------------|------------------------------------|-----------------------------|---------------------------|--------|--|
| | SEASONAL AGRICULTURAL OPERATIONS | MARKETING OF CROPS | OTHERS INCLUDING SUPPLY & DIST. | TOTAL S. T. AGRI. (44 TO 46) | INDUSTRIAL PURPOSES | CONSUMP- TION LOANS | OTHERS | TOTAL S. T. NON-AGRI. (48 TO 50) |
| 1 | 44 | 45 | 46 | 47 | 48 | 49 | 50 | 51 |
| 1. ADILABAD | 5844 | 0 | 0 | 5844 | 6161 | 0 | 0 | 6161 |
| 2. ANANTAPUR | 15539 | 0 | 0 | 15539 | 0 | 0 | 4 | 4 |
| 3. CHITTOOR* | 6060 | 0 | 0 | 6060 | 2049 | @ | 0 | 2049 |
| 4. CUDDAPAH* | 2087 | 0 | 0 | 2087 | 0 | 0 | 0 | 0 |
| 5. ELURU | 28506 | 3900 | 2889 | 35295 | 0 | 0 | 5824 | 5824 |
| 6. GUNTUR* | 13878 | 4 | 0 | 13882 | 449 | 0 | 40 | 489 |
| 7. HYDERABAD | 17142 | 0 | 0 | 17142 | 0 | 0 | 0 | 0 |
| 8. KAKINADA* | 24567 | 0 | 0 | 24567 | 0 | 0 | 454 | 454 |
| 9. KARIMNAGAR* | 6029 | 0 | 0 | 6029 | 0 | 1519 | 0 | 1519 |
| 10. KHAMMAM | 26519 | 0 | 0 | 26519 | 0 | 0 | 0 | 0 |
| 11. KRISHNA* | 26010 | 0 | 0 | 26010 | 951 | 0 | 0 | 951 |
| 12. KURNOOL* | 4334 | 0 | 0 | 4334 | 0 | 0 | 0 | 0 |
| 13. MAHABUBANAGAR | 8250 | 0 | 0 | 8250 | 0 | 906 | 183 | 1089 |
| 14. MEDAK* | 3601 | 0 | 0 | 3601 | 0 | 0 | 300 | 300 |
| 15. NALGONDA* | 5751 | 0 | 0 | 5751 | 0 | 0 | 750 | 750 |
| 16. NELLORE | 5452 | 0 | 0 | 5452 | 0 | 0 | 0 | 0 |
| 17. NIZAMABAD | 19565 | 0 | 8 | 19573 | 0 | 0 | 1624 | 1624 |
| 18. PRAKASAM | 18564 | 0 | 0 | 18564 | 0 | 0 | 0 | 0 |
| 19. SRIKAKULAM* | 4659 | 0 | 46 | 4705 | 0 | 1 | 10 | 11 |
| 20. VISHAKAPATNAM | 15026 | 0 | 0 | 15026 | 0 | 1473 | 0 | 1473 |
| 21. VIZIANAGARAM* | 4120 | 0 | 0 | 4120 | 0 | 0 | 0 | 0 |
| 22. WARANGAL* | 7857 | 0 | 211 | 8068 | 0 | 0 | 0 | 0 |
| STATE TOTAL : | 269360 | 3904 | 3154 | 276418 | 9610 | 3899 | 9189 | 22698 |
| 2. ASSAM | | | | | | | | |
| 23. SIBSAGAR* | 0 | 0 | 2 | 2 | 0 | 0 | 100 | 100 |
| STATE TOTAL : | 0 | 0 | 2 | 2 | 0 | 0 | 100 | 100 |

**DISTRICT CENTRAL COOPERATIVE BANKS
(BANKWISE AND CONSOLIDATED)**

1. ANDHRA PRADESH

(AS ON 31st MARCH)

**TABLE - VI (B)
LOANS ISSUED - MEDIUM TERM AGRICULTURAL
AND MEDIUM TERM NON-AGRICULTURAL
DURING 2005-2006**

(Rs. IN LAKHS)

| NAME OF THE DISTRICT CENTRAL COOPERATIVE BANKS IN THE STATE | MEDIUM TERM AGRICULTURAL | | | | MEDIUM TERM NON-AGRICULTURAL | | | OTHER LOANS & ADVANCES | TOTAL LOANS & ADVANCES (47+51+55+58+59) |
|--|--------------------------|---------------------|--------|-----------------------------------|------------------------------|--------|--|---------------------------|---|
| | MINOR IRRIGATION | ANIMAL HUSBANDRY | OTHERS | TOTAL M. T. AGRI (52 TO 54) | PURCHASE OF SHARES | OTHERS | TOTAL M. T. NON-AGRI. (56 TO 57) | | |
| 1 | 52 | 53 | 54 | 55 | 56 | 57 | 58 | 59 | 60 |
| 1. ADILABAD | 0 | 0 | 1316 | 1316 | 483 | 0 | 483 | 29 | 13833 |
| 2. ANANTAPUR | 0 | 0 | 0 | 0 | 0 | 0 | 0 | 8404 | 23947 |
| 3. CHITTOOR* | 0 | 0 | 1191 | 1191 | 0 | 0 | 0 | 1528 | 10828 |
| 4. CUDDAPAH* | 0 | 0 | 58 | 58 | 0 | 9 | 9 | 2038 | 4192 |
| 5. ELURU | 0 | 0 | 0 | 0 | 0 | 406 | 406 | 4509 | 46034 |
| 6. GUNTUR* | 3 | 178 | 34 | 215 | 0 | 420 | 420 | 3074 | 18080 |
| 7. HYDERABAD | 0 | 0 | 0 | 0 | 0 | 2937 | 2937 | 2508 | 22587 |
| 8. KAKINADA* | 0 | 0 | 103 | 103 | 0 | 0 | 0 | 10493 | 35617 |
| 9. KARIMNAGAR* | 3818 | 0 | 0 | 3818 | 0 | 1411 | 1411 | 12777 | 25554 |
| 10. KHAMMAM | 0 | 0 | 130 | 130 | 125 | 1865 | 1990 | 0 | 28639 |
| 11. KRISHNA* | 0 | 0 | 43 | 43 | 983 | 0 | 983 | 21561 | 49548 |
| 12. KURNOOL* | 117 | 0 | 75 | 192 | 0 | 0 | 0 | 3458 | 7984 |
| 13. MAHABUBANAGAR | 26 | 0 | 2 | 28 | 0 | 65 | 65 | 2012 | 11444 |
| 14. MEDAK* | 0 | 0 | 256 | 256 | 0 | 837 | 837 | 0 | 4994 |
| 15. NALGONDA* | 0 | 0 | 1718 | 1718 | 0 | 299 | 299 | 2876 | 11394 |
| 16. NELLORE | 0 | 0 | 0 | 0 | 0 | 0 | 0 | 2919 | 8371 |
| 17. NIZAMABAD | 1489 | 712 | 2887 | 5088 | 0 | 488 | 488 | 179 | 26952 |
| 18. PRAKASAM | 0 | 0 | 0 | 0 | 0 | 6 | 6 | 8371 | 26941 |
| 19. SRIKAKULAM* | 549 | 20 | 1319 | 1888 | 0 | 0 | 0 | 184 | 6788 |
| 20. VISHAKAPATNAM | 7 | 177 | 4122 | 4306 | 0 | 280 | 280 | 798 | 21883 |
| 21. VIZIANAGARAM* | 0 | 5 | 0 | 5 | 0 | 0 | 0 | 1421 | 5546 |
| 22. WARANGAL* | 175 | 8 | 0 | 183 | 0 | 356 | 356 | 0 | 8607 |
| STATE TOTAL : | 6184 | 1100 | 13254 | 20538 | 1591 | 9379 | 10970 | 89139 | 419763 |
| 2. ASSAM | | | | | | | | | |
| 23. SIBSAGAR* | 0 | 0 | 28 | 28 | 0 | 60 | 60 | 0 | 190 |
| STATE TOTAL : | 0 | 0 | 28 | 28 | 0 | 60 | 60 | 0 | 190 |

**DISTRICT CENTRAL COOPERATIVE BANKS
(BANKWISE AND CONSOLIDATED)**

1. ANDHRA PRADESH

(AS ON 31st MARCH)

**TABLE - VII (A)
LOANS OUTSTANDING - SHORT TERM AGRICULTURAL
AND SHORT TERM NON-AGRICULTURAL
DURING 2005-2006**

(Rs. IN LAKHS)

| NAME OF THE DISTRICT CENTRAL COOPERATIVE BANKS IN THE STATE | SHORT TERM AGRICULTURAL | | | | SHORT TERM NON-AGRICULTURAL | | | |
|--|--|--------------------------|---------------------------------------|------------------------------------|-----------------------------|---------------------------|--------|--|
| | SEASONAL AGRICULTURAL OPERATIONS | MARKETING OF CROPS | OTHERS INCLUDING SUPPLY & DIST. | TOTAL S. T. AGRI. (61 TO 63) | INDUSTRIAL PURPOSES | CONSUMP- TION LOANS | OTHERS | TOTAL S. T. NON-AGRI. (65 TO 67) |
| 1 | 61 | 62 | 63 | 64 | 65 | 66 | 67 | 68 |
| 1. ADILABAD | 8741 | 0 | 0 | 8741 | 705 | 504 | 0 | 1209 |
| 2. ANANTAPUR | 18471 | 0 | 0 | 18471 | 0 | 0 | 40 | 40 |
| 3. CHITTOOR* | 10179 | 0 | 0 | 10179 | 0 | 1407 | 0 | 1407 |
| 4. CUDDAPAH* | 5479 | 0 | 0 | 5479 | 0 | 0 | 2 | 2 |
| 5. ELURU | 25889 | 3459 | 970 | 30318 | 0 | 0 | 4264 | 4264 |
| 6. GUNTUR* | 31531 | 15 | 0 | 31546 | 771 | 6 | 45 | 822 |
| 7. HYDERABAD | 15563 | 0 | 0 | 15563 | 0 | 0 | 0 | 0 |
| 8. KAKINADA* | 30496 | 0 | 0 | 30496 | 0 | 0 | 278 | 278 |
| 9. KARIMNAGAR* | 11703 | 0 | 0 | 11703 | 0 | 0 | 1304 | 1304 |
| 10. KHAMMAM | 21164 | 0 | 0 | 21164 | 0 | 0 | 6 | 6 |
| 11. KRISHNA* | 31799 | 0 | 0 | 31799 | 2556 | 0 | 0 | 2556 |
| 12. KURNOOL* | 10062 | 0 | 0 | 10062 | 0 | 0 | 0 | 0 |
| 13. MAHABUBANAGAR | 11891 | 0 | 0 | 11891 | 0 | 545 | 345 | 890 |
| 14. MEDAK* | 9837 | 0 | 0 | 9837 | 0 | 0 | 378 | 378 |
| 15. NALGONDA* | 8028 | 0 | 0 | 8028 | 0 | 0 | 785 | 785 |
| 16. NELLORE | 8486 | 0 | 0 | 8486 | 27 | 21 | 178 | 226 |
| 17. NIZAMABAD | 22312 | 0 | 9 | 22321 | 0 | 0 | 1071 | 1071 |
| 18. PRAKASAM | 15617 | 0 | 0 | 15617 | 0 | 0 | 1 | 1 |
| 19. SRIKAKULAM* | 6754 | 1 | 239 | 6994 | 0 | 19 | 1 | 20 |
| 20. VISHAKAPATNAM | 15825 | 0 | 0 | 15825 | 0 | 1538 | 0 | 1538 |
| 21. VIZIANAGARAM* | 6399 | 0 | 114 | 6513 | 84 | 0 | 350 | 434 |
| 22. WARANGAL* | 8676 | 0 | 0 | 8676 | 0 | 0 | 0 | 0 |
| STATE TOTAL : | 334902 | 3475 | 1332 | 339709 | 4143 | 4040 | 9048 | 17231 |
| 2. ASSAM | | | | | | | | |
| 23. SIBSAGAR* | 3 | 2 | 2 | 7 | 0 | 0 | 682 | 682 |
| STATE TOTAL : | 3 | 2 | 2 | 7 | 0 | 0 | 682 | 682 |

**DISTRICT CENTRAL COOPERATIVE BANKS
(BANKWISEWISE AND CONSOLIDATEI
1. ANDHRA PRADESH
(AS ON 31st MARCH)**

**TABLE - VII (B)
LOANS OUTSTANDING - MEDIUM TERM AGRICULTURAL
AND MEDIUM TERM NON-AGRICULTURAL
DURING 2005-2006**

(Rs. IN LAKHS)

| NAME OF THE STATES (DISTRICT CENTRAL COOPERATIVE BANKS STATE WISE TOTAL) | MEDIUM TERM AGRICULTURAL | | | | MEDIUM TERM NON-AGRICULTURAL | | | OTHER LOANS OUTSTANDING | TOTAL LOANS OUTSTANDING (64+68+72+75+76) |
|---|--------------------------|---------------------|--------|-----------------------------------|------------------------------|--------|--|----------------------------|--|
| | MINOR IRRIGATION | ANIMAL HUSBANDRY | OTHERS | TOTAL M. T. AGR. (69 TO 71) | PURCHASE OF SHARES | OTHERS | TOTAL M. T. NON-AGRI. (73 TO 74) | | |
| 1 | 69 | 70 | 71 | 72 | 73 | 74 | 75 | 76 | 77 |
| 1. ADILABAD | 13758 | 0 | 4 | 13762 | 707 | 172 | 879 | 0 | 24591 |
| 2. ANANTAPUR | 35880 | 0 | 224 | 36104 | 0 | 12 | 12 | 4193 | 58820 |
| 3. CHITTOOR* | 107 | 0 | 987 | 1094 | 0 | 0 | 0 | 25438 | 38118 |
| 4. CUDDAPAH* | 0 | 0 | 1085 | 1085 | 0 | 123 | 123 | 12236 | 18925 |
| 5. ELURU | 0 | 0 | 184 | 184 | 0 | 729 | 729 | 15689 | 51184 |
| 6. GUNTUR* | 778 | 3502 | 2456 | 6736 | 0 | 1537 | 1537 | 1413 | 42054 |
| 7. HYDERABAD | 0 | 0 | 74 | 74 | 0 | 1277 | 1277 | 8784 | 25698 |
| 8. KAKINADA* | 0 | 0 | 4641 | 4641 | 0 | 0 | 0 | 20888 | 56303 |
| 9. KARIMNAGAR* | 13381 | 0 | 0 | 949 | 0 | 949 | 949 | 9650 | 22019 |
| 10. KHAMMAM | 0 | 0 | 368 | 368 | 198 | 6513 | 6711 | 0 | 28249 |
| 11. KRISHNA* | 1288 | 0 | 0 | 1288 | 1541 | 0 | 1541 | 26619 | 63803 |
| 12. KURNOOL* | 7673 | 0 | 539 | 8212 | 0 | 0 | 0 | 3458 | 21732 |
| 13. MAHABUBANAGAR | 183 | 0 | 28 | 211 | 0 | 164 | 164 | 20503 | 33659 |
| 14. MEDAK* | 0 | 0 | 6572 | 6572 | 0 | 1253 | 1253 | 0 | 18040 |
| 15. NALGONDA* | 0 | 0 | 2283 | 2283 | 0 | 512 | 512 | 11189 | 22797 |
| 16. NELLORE | 0 | 152 | 76 | 228 | 0 | 38 | 38 | 13260 | 22238 |
| 17. NIZAMABAD | 7469 | 4146 | 2896 | 14511 | 0 | 1237 | 1237 | 1201 | 40341 |
| 18. PRAKASAM | 0 | 0 | 0 | 0 | 0 | 173 | 173 | 11314 | 27105 |
| 19. SRIKAKULAM* | 1817 | 112 | 1816 | 3745 | 0 | 28 | 28 | 528 | 11315 |
| 20. VISHAKAPATNAM | 231 | 2371 | 3996 | 6598 | 0 | 281 | 281 | 1627 | 25869 |
| 21. VIZIANAGARAM* | 0 | 0 | 42 | 42 | 0 | 133 | 133 | 2814 | 9936 |
| 22. WARANGAL* | 175 | 8 | 0 | 183 | 0 | 357 | 357 | 0 | 9216 |
| STATE TOTAL : | 82740 | 10291 | 28271 | 108870 | 2446 | 15488 | 17934 | 190804 | 672012 |
| 2. ASSAM | | | | | | | | | |
| 23. SIBSAGAR* | 0 | 0 | 10 | 10 | 0 | 202 | 202 | 14 | 915 |
| STATE TOTAL : | 0 | 0 | 10 | 10 | 0 | 202 | 202 | 14 | 915 |

**DISTRICT CENTRAL COOPERATIVE BANKS
(BANKWISE AND CONSOLIDATED)
1. ANDHRA PRADESH
(AS ON 31st MARCH)**

**TABLE - VIII
PURPOSE WISE DEMAND AND COLLECTION
DURING 2005-2006**

(Rs. IN LAKHS)

| NAME OF THE STATES (DISTRICT CENTRAL COOPERATIVE BANKS STATE WISE TOTAL) | DETAILS OF DEMAND | | | | | | DETAILS OF COLLECTION | | | | | |
|---|-------------------|-----------------------|-------------------|-----------------------|--------|---------------------|-----------------------|-----------------------|-------------------|-----------------------|--------|---------------------|
| | SHORT TERM | | MEDIUM TERM | | OTHERS | TOTAL (78 TO 82) | SHORT TERM | | MEDIUM TERM | | OTHERS | TOTAL (84 TO 88) |
| | AGRI- CULTURAL | NON-AGRI- CULTURAL | AGRI- CULTURAL | NON-AGRI- CULTURAL | | | AGRI- CULTURAL | NON-AGRI- CULTURAL | AGRI- CULTURAL | NON-AGRI- CULTURAL | | |
| 1 | 78 | 79 | 80 | 81 | 82 | 83 | 84 | 85 | 86 | 87 | 88 | 89 |
| 1. ADILABAD | 11663 | 2882 | 8917 | 0 | 5 | 23467 | 6635 | 858 | 4776 | 0 | 0 | 12269 |
| 2. ANANTAPUR | 15800 | @ | 304 | @ | 3677 | 19781 | 12051 | @ | 99 | @ | 360 | 12510 |
| 3. CHITTOOR* | 8028 | @ | 11288 | @ | @ | 19316 | 3426 | @ | 993 | @ | @ | 4419 |
| 4. CUDDAPAH* | 6137 | 2 | 777 | 101 | 3771 | 10788 | 1604 | 0 | 271 | 55 | 411 | 2341 |
| 5. ELURU | 25338 | 399 | 2 | 0 | 4757 | 30496 | 23571 | 288 | 0 | 0 | 4205 | 28064 |
| 6. GUNTUR* | 30293 | 84 | 4390 | 731 | 280 | 35778 | 11072 | 44 | 1340 | 328 | 86 | 12870 |
| 7. HYDERABAD | 11231 | 0 | 0 | 602 | 2801 | 14634 | 7737 | 0 | 0 | 213 | 1880 | 9830 |
| 8. KAKINADA* | 26768 | 0 | 1071 | 758 | 7415 | 36012 | 10471 | 0 | 115 | 154 | 1145 | 11885 |
| 9. KARIMNAGAR* | 9372 | 979 | 5428 | 0 | 0 | 15779 | 5358 | 454 | 2457 | 0 | 0 | 8269 |
| 10. KHAMMAM | 14968 | 0 | 13 | 126 | 299 | 15406 | 10269 | 0 | 0 | 28 | 26 | 10323 |
| 11. KRISHNA* | 30381 | 0 | 69 | 696 | 13114 | 44260 | 24600 | 0 | 49 | 473 | 8193 | 33315 |
| 12. KURNOOL* | 9974 | 5499 | 1363 | @ | 106 | 16942 | 3520 | 640 | 345 | @ | 9 | 4514 |
| 13. MAHABUBANAGAR | 11184 | 0 | 293 | 0 | 2530 | 14007 | 6784 | 0 | 210 | 0 | 810 | 7804 |
| 14. MEDAK* | 4109 | 0 | 3291 | 0 | 0 | 7400 | 2863 | 0 | 713 | 0 | 0 | 3576 |
| 15. NALGONDA* | 7366 | 0 | 461 | 0 | 1650 | 9477 | 5087 | 0 | 23 | 0 | 752 | 5862 |
| 16. NELLORE | 7351 | 0 | 546 | 0 | 0 | 7897 | 5260 | 0 | 320 | 0 | 0 | 5580 |
| 17. NIZAMABAD | 25475 | 4 | 2245 | 936 | 0 | 28660 | 18902 | 0 | 1312 | 416 | 0 | 20630 |
| 18. PRAKASAM | 19081 | 0 | 760 | 0 | 2290 | 22131 | 16249 | 0 | 535 | 0 | 1370 | 18154 |
| 19. SRIKAKULAM* | 6190 | 0 | 2228 | 0 | 431 | 8849 | 3174 | 0 | 1296 | 0 | 192 | 4662 |
| 20. VISHAKAPATNAM | 13206 | 448 | 1823 | 1377 | 0 | 16854 | 7008 | 333 | 353 | 265 | 0 | 7959 |
| 21. VIZIANAGARAM* | 5389 | 0 | 176 | 0 | 2692 | 8257 | 2926 | 0 | 110 | 0 | 1679 | 4715 |
| 22. WARANGAL* | 7588 | 0 | 2651 | 333 | 0 | 10572 | 4905 | 0 | 443 | 299 | 0 | 5647 |
| STATE TOTAL : | 306892 | 10297 | 48096 | 5660 | 45818 | 416763 | 193472 | 2617 | 15760 | 2231 | 21118 | 235198 |
| 2. ASSAM | | | | | | | | | | | | |
| 23. SIBSAGAR* | 3 | 565 | 9 | 175 | 6 | 758 | 0 | 22 | 2 | 45 | 2 | 71 |
| STATE TOTAL : | 3 | 565 | 9 | 175 | 6 | 758 | 0 | 22 | 2 | 45 | 2 | 71 |

DISTRICT CENTRAL COOPERATIVE BANKS

TABLE - IX

(BANKWISE AND CONSOLIDATED) PURPOSE WISE BALANCES (OVERDUES) AND % OF OVERDUES TO DEMAND

1. ANDHRA PRADESH

DURING 2005-2006

(AS ON 31st MARCH)

(Rs. IN LAKHS)

(PERCENTAGE %)

| NAME OF THE STATES (DISTRICT CENTRAL COOPERATIVE BANKS STATE WISE TOTAL) | DETAILS OF BALANCES (OVERDUES) | | | | | | PERCENTAGE OF OVERDUES TO DEMAND | | | | | |
|---|--------------------------------|-----------------------|-------------------|-----------------------|--------|---------------------|----------------------------------|-----------------------|-------------------|-----------------------|--------|-------|
| | SHORT TERM | | MEDIUM TERM | | OTHERS | TOTAL (90 TO 94) | SHORT TERM | | MEDIUM TERM | | OTHERS | TOTAL |
| | AGRI- CULTURAL | NON-AGRI- CULTURAL | AGRI- CULTURAL | NON-AGRI- CULTURAL | | | AGRI- CULTURAL | NON-AGRI- CULTURAL | AGRI- CULTURAL | NON-AGRI- CULTURAL | | |
| 1 | 90 | 91 | 92 | 93 | 94 | 95 | 96 | 97 | 98 | 99 | 100 | 101 |
| 1. ADILABAD | 5028 | 2024 | 4141 | 0 | 5 | 11198 | 43.11 | 70.23 | 46.44 | 0.00 | 100.00 | 47.72 |
| 2. ANANTAPUR | 3749 | 0 | 205 | 0 | 3317 | 7271 | 23.73 | 0.00 | 67.43 | 0.00 | 90.21 | 36.76 |
| 3. CHITTOOR* | 4602 | 0 | 10295 | 0 | 0 | 14897 | 57.32 | 0.00 | 91.20 | 0.00 | 0.00 | 77.12 |
| 4. CUDDAPAH* | 4533 | 2 | 506 | 46 | 3360 | 8447 | 73.86 | 100.00 | 65.12 | 45.54 | 89.10 | 78.30 |
| 5. ELURU | 1767 | 111 | 2 | 0 | 552 | 2432 | 6.97 | 27.82 | 100.00 | 0.00 | 11.60 | 7.97 |
| 6. GUNTUR* | 19221 | 40 | 3050 | 403 | 194 | 22908 | 63.45 | 47.62 | 69.48 | 55.13 | 69.29 | 64.03 |
| 7. HYDERABAD | 3494 | 0 | 0 | 389 | 921 | 4804 | 31.11 | 0.00 | 0.00 | 64.62 | 32.88 | 32.83 |
| 8. KAKINADA* | 16297 | 0 | 956 | 604 | 6270 | 24127 | 60.88 | 0.00 | 89.26 | 79.68 | 84.56 | 67.00 |
| 9. KARIMNAGAR* | 4014 | 525 | 2971 | 0 | 0 | 7510 | 42.83 | 53.63 | 54.73 | 0.00 | 0.00 | 47.59 |
| 10. KHAMMAM | 4699 | 0 | 13 | 98 | 273 | 5083 | 31.39 | 0.00 | 100.00 | 77.78 | 91.30 | 32.99 |
| 11. KRISHNA* | 5781 | 0 | 20 | 223 | 4921 | 10945 | 19.03 | 0.00 | 28.99 | 32.04 | 37.52 | 24.73 |
| 12. KURNOOL* | 6454 | 4859 | 1018 | 0 | 97 | 12428 | 64.71 | 88.36 | 74.69 | 0.00 | 91.51 | 73.36 |
| 13. MAHABUBANAGAR | 4400 | 0 | 83 | 0 | 1720 | 6203 | 39.34 | 0.00 | 28.33 | 0.00 | 67.98 | 44.29 |
| 14. MEDAK* | 1246 | 0 | 2578 | 0 | 0 | 3824 | 30.32 | 0.00 | 78.33 | 0.00 | 0.00 | 51.68 |
| 15. NALGONDA* | 2279 | 0 | 438 | 0 | 898 | 3615 | 30.94 | 0.00 | 95.01 | 0.00 | 54.42 | 38.14 |
| 16. NELLORE | 2091 | 0 | 226 | 0 | 0 | 2317 | 28.45 | 0.00 | 41.39 | 0.00 | 0.00 | 29.34 |
| 17. NIZAMABAD | 6573 | 4 | 933 | 520 | 0 | 8030 | 25.80 | 100.00 | 41.56 | 55.56 | 0.00 | 28.02 |
| 18. PRAKASAM | 2832 | 0 | 225 | 0 | 920 | 3977 | 14.84 | 0.00 | 29.61 | 0.00 | 40.17 | 17.97 |
| 19. SRIKAKULAM* | 3016 | 0 | 932 | 0 | 239 | 4187 | 48.72 | 0.00 | 41.83 | 0.00 | 55.45 | 47.32 |
| 20. VISHAKAPATNAM | 6198 | 115 | 1470 | 1112 | 0 | 8895 | 46.93 | 25.67 | 80.64 | 80.76 | 0.00 | 52.78 |
| 21. VIZIANAGARAM* | 2463 | 0 | 66 | 0 | 1013 | 3542 | 45.70 | 0.00 | 37.50 | 0.00 | 37.63 | 42.90 |
| 22. WARANGAL* | 2683 | 0 | 2208 | 34 | 0 | 4925 | 35.36 | 0.00 | 83.29 | 10.21 | 0.00 | 46.59 |
| STATE TOTAL : | 113420 | 7680 | 32336 | 3429 | 24700 | 181565 | 36.96 | 74.58 | 67.23 | 60.58 | 53.91 | 43.57 |
| 2. ASSAM | | | | | | | | | | | | |
| 23. SIBSAGAR* | 3 | 543 | 7 | 130 | 4 | 687 | 100.00 | 96.11 | 77.78 | 74.29 | 66.67 | 90.63 |
| STATE TOTAL : | 3 | 543 | 7 | 130 | 4 | 687 | 100.00 | 96.11 | 77.78 | 74.29 | 66.67 | 90.63 |

DISTRICT CENTRAL COOPERATIVE BANKS

TABLE - X

(BANKWISE AND CONSOLIDATED)

COST OF MANAGEMENT, NUMBER OF EMPLOYEES, PROFIT/LOSS AND

1. ANDHRA PRADESH

DIVIDEND DECLARED, BRANCHES WORKING IN PROFIT/LOSS

(AS ON 31st MARCH)

DURING 2005-2006

(Rs. IN LAKHS)

| NAME OF THE STATES (DISTRICT CENTRAL COOPERATIVE BANKS STATE WISE TOTAL) | COST OF MANAGEMENT | | | TOTAL NO. OF EMPLOYEES | COST OF MGMT. PER EMPLOYEE | COST OF MGMT. TO WORKING CAP. (%) | BANKS IN PROFIT (+) LOSS (-) | DIVIDEND DECLARED (%) | BRANCHES WORKING AT | | AUDIT CLASSI- FICATION (A/B/C/D/. GOVT.) |
|---|--------------------|-------------------|-------|---------------------------|----------------------------------|--|------------------------------------|-----------------------------|---------------------|------------------|--|
| | SALARIES | OTHER EXPENCES | TOTAL | | | | | | PROFIT (NUMBER) | LOSS (NUMBER) | |
| 1 | 102 | 103 | 104 | 105 | 106 | 107 | 108 | 104 | 110 | 111 | 112 |
| 1. ADILABAD | 302 | 64 | 366 | 171 | 2.14 | 1.36 | -80 | 0 | N. A. | N. A. | C |
| 2. ANANTAPUR | 304 | 65 | 369 | 163 | 2.26 | 0.80 | -2648 | 0 | N. A. | N. A. | D |
| 3. CHITTOOR* | 292 | 72 | 364 | 218 | 1.67 | 0.89 | -371 | 0 | N. A. | N. A. | C |
| 4. CUDDAPAH* | 362 | 38 | 400 | 233 | 1.72 | 1.80 | 0 | 0 | N. A. | N. A. | D |
| 5. ELURU | 549 | 249 | 798 | 363 | 2.20 | 1.19 | 1168 | 12 | 31 | 2 | A |
| 6. GUNTUR* | 528 | 126 | 654 | 310 | 2.11 | 1.36 | 111 | 0 | N. A. | N. A. | B |
| 7. HYDERABAD | 333 | 95 | 428 | 156 | 2.74 | 1.33 | 210 | 0 | N. A. | N. A. | B |
| 8. KAKINADA* | 501 | 236 | 737 | 305 | 2.42 | 1.04 | 124 | 0 | N. A. | N. A. | C |
| 9. KARIMNAGAR* | 457 | 189 | 646 | 230 | 2.81 | 1.62 | 1232 | 0 | 29 | 0 | D |
| 10. KHAMMAM | 389 | 111 | 500 | 199 | 2.51 | 2.32 | -305 | 0 | 0 | 28 | C |
| 11. KRISHNA* | 704 | 199 | 903 | 408 | 2.21 | 33.14 | 499 | 4 | 49 | 0 | A |
| 12. KURNOOL* | 288 | 74 | 362 | 194 | 1.87 | 1.23 | -2892 | 0 | N. A. | N. A. | C |
| 13. MAHABUBANAGAR | 300 | 52 | 352 | 138 | 2.55 | 1.44 | -2204 | 0 | 0 | 20 | D |
| 14. MEDAK* | 280 | 45 | 325 | 193 | 1.68 | 1.43 | 36 | 0 | 20 | 0 | D |
| 15. NALGONDA* | 444 | 73 | 517 | 321 | 1.61 | 1.96 | 155 | 0 | N. A. | N. A. | C |
| 16. NELLORE | 215 | 108 | 323 | 148 | 2.18 | 0.63 | -4293 | 0 | N. A. | N. A. | D |
| 17. NIZAMABAD | 398 | 72 | 470 | 228 | 2.06 | 1.05 | 137 | 2 | 32 | 0 | B |
| 18. PRAKASAM | 487 | 78 | 565 | 250 | 2.26 | 1.71 | -2407 | 0 | 26 | 4 | C |
| 19. SRIKAKULAM* | 167 | 27 | 194 | 127 | 1.53 | 7.44 | 155 | 0 | N. A. | N. A. | D |
| 20. VISHAKAPATNAM | 102 | 129 | 231 | 175 | 1.32 | 0.76 | 1414 | 0 | N. A. | N. A. | C |
| 21. VIZIANAGARAM* | 162 | 51 | 213 | 128 | 1.66 | 1.98 | 131 | 0 | N. A. | N. A. | D |
| 22. WARANGAL* | 335 | 68 | 403 | 223 | 1.81 | 1.51 | 1761 | 0 | N. A. | N. A. | C |
| STATE TOTAL : | 7899 | 2221 | 10120 | 4881 | 2.07 | 1.40 | (+) 7,141 (-) 15,208 | 18 | 187 | 54 | NOT COMPILED |
| 2. ASSAM | | | | | | | | | | | |
| 23. SIBSAGAR* | 59 | 11 | 70 | 162 | 0.43 | 2.39 | 104 | 0 | 17 | 2 | C |
| STATE TOTAL : | 59 | 11 | 70 | 162 | 0.43 | 2.39 | (+) 104 (-) 0 | 0 | 17 | 2 | NOT COMPILED |

**DISTRICT CENTRAL COOPERATIVE BANKS
(BANK WISE AND CONSOLIDATED)**

3. BIHAR
(AS ON 31st MARCH)

**TABLE - II
NUMBER OF OFFICES, MEMBERSHIP, SHARE CAPITAL
AND RESERVE FUNDS
DURING 2005-2006**

(Rs. IN LAKHS)

| NAME OF THE DISTRICT CENTRAL COOPERATIVE BANKS IN THE STATE | NUMBER OF OFFICES INCLUDING HEAD OFFICE | MEMBERSHIP (IN NUMBERS) | | | PAID UP SHARE CAPITAL | | | TOTAL SHARE CAPITAL (6 TO 8) | RESERVES AND OTHER FUNDS | | | TOTAL RESERVE FUNDS (10 TO 12) |
|--|---|-------------------------------|------------------|-------------------------------------|---------------------------|--------------------------|--------------------------|---------------------------------------|------------------------------|---|-------------------|---|
| | | COOPE- RATIVE SOCIETIES | INDIVI- DUALS | TOTAL MEMBER SHIP (3 TO 4) | FROM COOPE- RATIVES | FROM GOVERN- MENTS | FROM INDIVI- DUALS | | STATUTORY RESERVE FUND | AGRIL. CREDIT STABILISA- TION FUND | OTHER RESERVES | |
| 1 | 2 | 3 | 4 | 5 | 6 | 7 | 8 | 9 | 10 | 11 | 12 | 13 |
| 1. ARRAH-BUXER* | 24 | 824 | 20 | 844 | 221 | 166 | 0 | 387 | 26 | 17 | 55 | 98 |
| 2. BEGUSARAI* | 10 | 545 | 21 | 566 | 455 | 59 | 0 | 514 | 66 | 38 | 52 | 156 |
| 3. BHAGALPUR* | 17 | 1067 | 36 | 1103 | 134 | 85 | 0 | 219 | 27 | 9 | 37 | 73 |
| 4. CHAIBASA* | 25 | 863 | 19 | 882 | 33 | 155 | 0 | 188 | 20 | 8 | 26 | 54 |
| 5. AURANGABAD* | 12 | 40000 | 5000 | 45000 | 92 | 134 | 0 | 226 | 1 | 1 | 1 | 3 |
| 6. GOPALGANJ* | 14 | 124587 | 29 | 124616 | 88 | 144 | 0 | 232 | 11 | 5 | 17 | 33 |
| 7. KATIHAR* | 19 | 473 | 1 | 474 | 395 | 200 | 0 | 595 | 119 | 61 | 178 | 358 |
| 8. KHAGARIA | 7 | 179 | 0 | 179 | 192 | 113 | 0 | 305 | 22 | 10 | 33 | 65 |
| 9. MAGADH | 0 | 0 | 0 | 0 | 0 | 0 | 0 | 0 | 0 | 0 | 0 | 0 |
| 10. MONGHYR-JAMUI* | 23 | 858 | 82 | 940 | 146 | 151 | 0 | 297 | 2 | 0 | 1 | 3 |
| 11. MOTIHARI | 10 | 718 | 59 | 777 | 330 | 943 | 1 | 1274 | 2 | 2 | 90 | 94 |
| 12. MUZAFFARPUR | 10 | 835 | 86 | 921 | 301 | 1475 | 0 | 1776 | 77 | 2 | 4 | 83 |
| 13. NALANDA* | 13 | 887 | 68 | 955 | 206 | 153 | 1 | 360 | 22 | 7 | 181 | 210 |
| 14. NAWDAH | 14 | 218 | 0 | 218 | 261 | 111 | 0 | 372 | 10 | 2 | 715 | 727 |
| 15. PATLIPUTRA | 21 | 1531 | 180 | 1711 | 207 | 103 | 0 | 310 | 38 | 15 | 1437 | 1490 |
| 16. PURNEA | 21 | 910 | 1 | 911 | 443 | 1106 | 0 | 1549 | 96 | 12 | 18 | 126 |
| 17. ROHIKA | 15 | 1081 | 9 | 1090 | 281 | 1188 | 0 | 1469 | 6 | 3 | 236 | 245 |
| 18. SAMASTIPUR | 9 | 649 | 64 | 713 | 134 | 132 | 0 | 266 | 3 | 1 | 4 | 8 |
| 19. SASARAM BHABUA | 18 | 791 | 71 | 862 | 262 | 1160 | 0 | 1422 | 28 | 18 | 39 | 85 |
| 20. SITAMARHI* | 13 | 889 | 964 | 1853 | 154 | 149 | 1 | 304 | 86 | 28 | 7 | 121 |
| 21. SIWAN* | 12 | 772 | 4 | 776 | 168 | 142 | 0 | 310 | 37 | 2 | 15 | 54 |
| 22. BETTIAH | 9 | 574 | 0 | 574 | 206 | 927 | 0 | 1133 | 7 | 5 | 50 | 62 |
| 23. VAISHALI | 12 | 171 | 2 | 173 | 323 | 388 | 0 | 711 | 1 | 1 | 42 | 44 |
| STATE TOTAL : | 328 | 179422 | 6716 | 186138 | 5032 | 9184 | 3 | 14219 | 707 | 247 | 3238 | 4192 |
| 4. JHARKHAND | | | | | | | | | | | | |
| 1. DEOGHAR-JAMTARA* | 15 | 508 | 1 | 509 | 92 | 145 | 0 | 237 | 28 | 1 | 6 | 35 |
| 2. DHANBAD | 13 | 441 | 2 | 443 | 426 | 50 | 0 | 476 | 557 | 231 | 453 | 1241 |
| 3. DUMKA* | 7 | 742 | 1 | 743 | 95 | 147 | 0 | 242 | 13 | 1 | 34 | 48 |
| 4. GIRIDIH* | 9 | 465 | 11 | 476 | 64 | 130 | 0 | 194 | 2 | 0 | 48 | 50 |
| 5. GUMLA-SIMDEGA* | 19 | 698 | 5 | 703 | 87 | 78 | 0 | 165 | 8 | 3 | 181 | 192 |
| 6. HAZARIBAGH* | 18 | 800 | 7 | 807 | 54 | 157 | 0 | 211 | 62 | 0 | 34 | 96 |
| 7. RANCHI-KHUNTI | 15 | 1612 | 82 | 1694 | 80 | 72 | 0 | 152 | 1 | 1 | 7 | 9 |
| 8. SINGHBHUM* | 25 | 863 | 19 | 882 | 69 | 188 | 3 | 260 | 23 | 7 | 89 | 119 |
| STATE TOTAL : | 121 | 6129 | 128 | 6257 | 967 | 967 | 3 | 1937 | 694 | 244 | 852 | 1790 |

**DISTRICT CENTRAL COOPERATIVE BANKS
(BANKWISE AND CONSOLIDATED)**

**TABLE - III
DEPOSITS SOURCE-WISE AND TYPE-WISE
DURING 2005-2006**

**3. BIHAR
(AS ON 31st MARCH)**

(Rs. IN LAKHS)

| NAME OF THE DISTRICT CENTRAL COOPERATIVE BANKS IN THE STATE | INSTITUTIONAL DEPOSITS FROM | | | | TOTAL DEPOSITS (14 TO 17) OR (19 TO 23) | TYPEWISE DEPOSITS | | | | |
|--|-----------------------------|------------------|-----------------|-----------|---|-------------------|--------------|--------------|------------------|-------------------|
| | COOPER- ATIVES | INDIVI- DUALS | LOCAL BODIES | OTHERS | | CURRENT | SAVINGS | FIXED | RESERVE FUNDS | OTHER DEPOSITS |
| 1 | 14 | 15 | 16 | 17 | 18 | 19 | 20 | 21 | 22 | 23 |
| 1. ARRAH-BUXER* | 347 | 8157 | 696 | 2 | 9202 | 551 | 5261 | 3388 | 0 | 2 |
| 2. BEGUSARAI* | 209 | 2428 | 7 | 0 | 2644 | 21 | 1298 | 1325 | 0 | 0 |
| 3. BHAGALPUR* | 2912 | @ | @ | @ | 2912 | 96 | 2165 | 648 | 0 | 3 |
| 4. CHAIBASA* | 1309 | 8522 | 0 | 0 | 9831 | 505 | 4058 | 5268 | 0 | 0 |
| 5. AURANGABAD* | 1265 | @ | @ | @ | 1265 | 130 | 869 | 266 | 0 | 0 |
| 6. GOPALGANJ* | 78 | 4981 | 0 | 0 | 5059 | 19 | 2511 | 2526 | 0 | 3 |
| 7. KATI HAR* | 255 | 2848 | 57 | 8 | 3168 | 97 | 998 | 2073 | 0 | 0 |
| 8. KHAGARIA | 78 | 413 | 1276 | 56 | 1823 | 501 | 1061 | 205 | 56 | 0 |
| 9. MAGADH | 0 | 0 | 0 | 0 | 0 | 0 | 0 | 0 | 0 | 0 |
| 10. MONGHYR-JAMUI* | 149 | 1471 | 0 | 6 | 1626 | 68 | 788 | 762 | 3 | 5 |
| 11. MOTIHARI | 78 | 2951 | 0 | 0 | 3029 | 418 | 1738 | 873 | 0 | 0 |
| 12. MUZAFFARPUR | 205 | 1353 | 0 | 2 | 1560 | 231 | 988 | 339 | 2 | 0 |
| 13. NALANDA* | 442 | 4805 | 501 | 0 | 5748 | 298 | 2930 | 2520 | 0 | 0 |
| 14. NAWDAH | 89 | 2445 | 1505 | 15 | 4054 | 954 | 2353 | 736 | 0 | 11 |
| 15. PATLIPUTRA | 666 | 6990 | 87 | 0 | 7743 | 313 | 3842 | 3502 | 0 | 86 |
| 16. PURNEA | 456 | 3875 | 16 | 0 | 4347 | 574 | 3124 | 648 | 0 | 1 |
| 17. ROHIKA | 460 | 3241 | 0 | 0 | 3701 | 122 | 2815 | 764 | 0 | 0 |
| 18. SAMASTIPUR | 117 | 520 | 0 | 0 | 637 | 96 | 346 | 195 | 0 | 0 |
| 19. SASARAM BHABUA | 217 | 1741 | 1 | 0 | 1959 | 205 | 1282 | 471 | 1 | 0 |
| 20. SITAMARHI* | 57 | 2183 | 0 | 0 | 2240 | 139 | 1451 | 650 | 0 | 0 |
| 21. SIWAN* | 98 | 1683 | 8 | 0 | 1789 | 55 | 934 | 796 | 3 | 1 |
| 22. BETTIAH | 243 | 1568 | 0 | 0 | 1811 | 169 | 1160 | 482 | 0 | 0 |
| 23. VAISHALI | 111 | 872 | 44 | 0 | 1027 | 83 | 804 | 96 | 44 | 0 |
| STATE TOTAL : | 9841 | 63047 | 4198 | 89 | 77175 | 5645 | 42776 | 28533 | 109 | 112 |
| 4. JHARKHAND | | | | | | | | | | |
| 1. DEOGHAR-JAMTARA* | 54 | 1329 | 326 | 26 | 1735 | 43 | 859 | 806 | 4 | 23 |
| 2. DHANBAD | 2076 | 8379 | 110 | 47 | 10612 | 401 | 5004 | 5150 | 9 | 48 |
| 3. DUMKA* | 196 | 194 | 0 | 20 | 410 | 26 | 270 | 114 | 0 | 0 |
| 4. GIRIDIH* | 143 | 965 | 20 | 0 | 1128 | 19 | 389 | 717 | 2 | 1 |
| 5. GUMLA-SIMDEGA* | 126 | 1808 | 2340 | 0 | 4274 | 304 | 2361 | 1608 | 0 | 1 |
| 6. HAZARIBAGH* | 187 | 909 | 0 | 0 | 1096 | 107 | 628 | 359 | 2 | 0 |
| 7. RANCHI-KHUNTI | 1060 | 17452 | 0 | 0 | 18512 | 3643 | 3332 | 11527 | 0 | 10 |
| 8. SINGHBHUM* | 1494 | 10765 | 0 | 0 | 12259 | 734 | 4686 | 6839 | 0 | 0 |
| STATE TOTAL : | 5336 | 41801 | 2796 | 93 | 50026 | 5277 | 17529 | 27120 | 17 | 83 |

DISTRICT CENTRAL COOPERATIVE BANKS
TABLE - IV
(BANKWISE AND CONSOLIDATED) BORROWINGS FROM SCB / NABARD, GOVT. OF INDIA, COMMERCIAL BANKS,
3. BIHAR
CASH CREDIT & OVERDRAFTS AND OTHERS
(AS ON 31st MARCH)
DURING 2005-2006
(Rs. IN LAKHS)

| NAME OF THE DISTRICT CENTRAL COOPERATIVE BANKS IN THE STATE | BORROWINGS FROM SCB / NABARD | | | | | TOTAL LOANS FROM SCB/NABARD (24 TO 28) | LOANS FROM | | CASH CREDIT AND OVER- DRAFTS | TOTAL BORROW- INGS (29 TO 32) |
|--|------------------------------|----------------|------------------|----------------|-------|---|------------|--------------------------|--|--|
| | AGRICULTURAL | | NON-AGRICULTURAL | | OTHER | | GOVT. | COMMER- CIAL BANKS | | |
| | SHORT TERM | MEDIUM TERM | SHORT TERM | MEDIUM TERM | | | | | | |
| 1 | 24 | 25 | 26 | 27 | 28 | 29 | 30 | 31 | 32 | 33 |
| 1. ARRAH-BUXER* | 0 | 0 | 0 | 0 | 0 | 0 | 0 | 0 | 0 | 0 |
| 2. BEGUSARAI* | 3614 | 0 | 58 | 0 | 14 | 3686 | 0 | 0 | 0 | 3686 |
| 3. BHAGALPUR* | 240 | 0 | 81 | 7 | 0 | 328 | 1 | 0 | 0 | 329 |
| 4. CHAIBASA* | 48 | 0 | 0 | 0 | 2 | 50 | 0 | 0 | 0 | 50 |
| 5. AURANGABAD* | 1347 | 0 | 221 | 0 | 0 | 1568 | 0 | 0 | 0 | 1568 |
| 6. GOPALGANJ* | 238 | 0 | 0 | 0 | 2 | 240 | 0 | 0 | 0 | 240 |
| 7. KATIHAR* | 5059 | 2150 | 419 | 170 | 0 | 7798 | 125 | 0 | 0 | 7923 |
| 8. KHAGARIA | 1598 | 0 | 0 | 0 | 0 | 1598 | 0 | 0 | 0 | 1598 |
| 9. MAGADH | 0 | 0 | 0 | 0 | 0 | 0 | 0 | 0 | 0 | 0 |
| 10. MONGHYR-JAMUI* | 694 | 80 | 264 | 27 | 0 | 1065 | 5 | 0 | 0 | 1070 |
| 11. MOTIHARI | 1504 | 0 | 8 | 8 | 0 | 1520 | 1 | 0 | 0 | 1521 |
| 12. MUZAFFARPUR | 2449 | 0 | 42 | 0 | 0 | 2491 | 5 | 2 | 0 | 2498 |
| 13. NALANDA* | 540 | 0 | 0 | 0 | 50 | 590 | 3 | 0 | 0 | 593 |
| 14. NAWDAH | 533 | 0 | 1 | 0 | 6 | 540 | 0 | 0 | 0 | 540 |
| 15. PATLIPUTRA | 0 | 0 | 0 | 0 | 0 | 0 | 4 | 29 | 0 | 33 |
| 16. PURNEA | 4482 | 0 | 7 | 0 | 5 | 4494 | 0 | 0 | 0 | 4494 |
| 17. ROHIKA | 807 | 0 | 0 | 0 | 1 | 808 | 0 | 0 | 0 | 808 |
| 18. SAMASTIPUR | 2157 | 0 | 0 | 0 | 0 | 2157 | 0 | 0 | 0 | 2157 |
| 19. SASARAM BHABUA | 2520 | 0 | 0 | 0 | 42 | 2562 | 0 | 0 | 0 | 2562 |
| 20. SITAMARHI* | 532 | 0 | 217 | 0 | 0 | 749 | 0 | 0 | 0 | 749 |
| 21. SIWAN* | 363 | 0 | 0 | 0 | 0 | 363 | 0 | 0 | 0 | 363 |
| 22. BETTIAH | 108 | 0 | 0 | 0 | 0 | 108 | 0 | 0 | 45 | 153 |
| 23. VAISHALI | 1156 | 0 | 0 | 39 | 0 | 1195 | 0 | 0 | 0 | 1195 |
| STATE TOTAL : | 29989 | 2230 | 1318 | 251 | 122 | 33910 | 144 | 31 | 45 | 34130 |
| 4. JHARKHAND | | | | | | | | | | |
| 1. DEOGHAR-JAMTARA* | 560 | 0 | 28 | 0 | 149 | 737 | 0 | 0 | 0 | 737 |
| 2. DHANBAD | 0 | 0 | 0 | 0 | 0 | 0 | 0 | 0 | 0 | 0 |
| 3. DUMKA* | 988 | 35 | 0 | 0 | 135 | 1158 | 0 | 0 | 0 | 1158 |
| 4. GIRIDIH* | 479 | 0 | 21 | 0 | 15 | 515 | 7 | 0 | 0 | 522 |
| 5. GUMLA-SIMDEGA* | 0 | 0 | 0 | 0 | 0 | 0 | 0 | 0 | 0 | 0 |
| 6. HAZARIBAGH* | 347 | 35 | 0 | 0 | 10 | 392 | 5 | 0 | 0 | 397 |
| 7. RANCHI-KHUNTI | 0 | 0 | 0 | 0 | 0 | 0 | 6 | 0 | 0 | 6 |
| 8. SINGHBHUM* | 110 | 0 | 0 | 0 | 0 | 110 | 0 | 0 | 0 | 110 |
| STATE TOTAL : | 2484 | 70 | 49 | 0 | 309 | 2912 | 18 | 0 | 0 | 2930 |

DISTRICT CENTRAL COOPERATIVE BANKS

(BANKWISE AND CONSOLIDATED) WORKING CAPITAL, CASH AND BALANCES WITH BANKS, CALL DEPOSITS

3. BIHAR

(AS ON 31st MARCH)

TABLE - V

AND DETAILS OF INVESTMENTS WITH VARIOUS AGENCIES

DURING 2005-2006

(Rs. IN LAKHS)

| NAME OF THE DISTRICT CENTRAL COOPERATIVE BANKS IN THE STATE | WORKING CAPITAL | CASH ON HAND | BALANCES WITH BANKS | CALL DEPOSITS | DETAILS OF INVESTMENTS | | | | | TOTAL INVESTMENTS (38 TO 42) |
|---|-----------------|--------------|---------------------|---------------|------------------------|--------------------|------------------------|----------------|-------------------|------------------------------|
| | | | | | IN GOVT. SECURITIES | DEBENTURES OF LDBs | OTHER TRUSTEE SECURITY | FIXED DEPOSITS | OTHER INVESTMENTS | |
| 1 | 34 | 35 | 36 | 37 | 38 | 39 | 40 | 41 | 42 | 43 |
| 1. ARRAH-BUXER* | 12223 | 413 | 316 | 0 | 100 | 0 | 0 | 7165 | 66 | 7331 |
| 2. BEGUSARAI* | 9970 | 34 | 87 | 0 | 0 | 0 | 0 | 598 | 114 | 712 |
| 3. BHAGALPUR* | 4396 | 22 | 160 | 2400 | 20 | 0 | 31 | 61 | 0 | 112 |
| 4. CHAIBASA* | 10123 | 229 | 527 | 2002 | 0 | 0 | 0 | 2946 | 113 | 3059 |
| 5. AURANGABAD* | 3061 | 94 | 380 | 0 | 0 | 0 | 0 | 16 | 0 | 16 |
| 6. GOPALGANJ* | 6441 | 51 | 296 | 504 | 0 | 0 | 0 | 3114 | 115 | 3229 |
| 7. KATIHAR* | 12547 | 67 | 452 | 0 | 0 | 0 | 0 | 825 | 144 | 969 |
| 8. KHAGARIA | 4552 | 11 | 195 | 0 | 0 | 0 | 0 | 1231 | 0 | 1231 |
| 9. MAGADH | 0 | 0 | 0 | 0 | 0 | 0 | 0 | 0 | 0 | 0 |
| 10. MONGHYR-JAMUI* | 2895 | 21 | 154 | 1454 | 0 | 0 | 0 | 0 | 133 | 133 |
| 11. MOTIHARI | 8415 | 110 | 227 | 255 | 0 | 0 | 0 | 696 | 99 | 795 |
| 12. MUZAFFARPUR | 6150 | 14 | 78 | 588 | 0 | 0 | 85 | 5 | 0 | 90 |
| 13. NALANDA* | 6910 | 71 | 2867 | 412 | 0 | 0 | 0 | 0 | 58 | 58 |
| 14. NAWDAH | 5699 | 12 | 492 | 0 | 0 | 0 | 0 | 1313 | 18 | 1331 |
| 15. PATLIPUTRA | 11413 | 38 | 339 | 0 | 500 | 0 | 0 | 6820 | 133 | 7453 |
| 16. PURNEA | 10973 | 19 | 982 | 486 | 0 | 119 | 102 | 0 | 0 | 221 |
| 17. ROHIKA | 7378 | 65 | 1666 | 0 | 50 | 0 | 0 | 0 | 43 | 93 |
| 18. SAMASTIPUR | 6742 | 69 | 296 | 565 | 0 | 0 | 0 | 0 | 66 | 66 |
| 19. SASARAM BHABUA | 5455 | 31 | 443 | 0 | 0 | 0 | 0 | 454 | 68 | 522 |
| 20. SITAMARHI* | 4469 | 34 | 179 | 948 | 0 | 0 | 0 | 757 | 20 | 777 |
| 21. SIWAN* | 2526 | 17 | 73 | 80 | 0 | 0 | 0 | 203 | 45 | 248 |
| 22. BETTIAH | 4986 | 74 | 419 | 0 | 1 | 0 | 0 | 542 | 53 | 596 |
| 23. VAISHALI | 3786 | 8 | 212 | 457 | 0 | 0 | 0 | 43 | 0 | 43 |
| STATE TOTAL : | 151110 | 1504 | 10840 | 10151 | 671 | 119 | 218 | 26789 | 1288 | 29085 |
| 4. JHARKHAND | | | | | | | | | | |
| 1. DEOGHAR-JAMTARA* | 4567 | 10 | 130 | 212 | 0 | 0 | 0 | 231 | 125 | 356 |
| 2. DHANBAD | 14800 | 71 | 540 | 3159 | 0 | 0 | 0 | 6354 | 124 | 6478 |
| 3. DUMKA* | 1816 | 41 | 72 | 0 | 0 | 0 | 0 | 170 | 28 | 198 |
| 4. GIRIDIH* | 2774 | 7 | 94 | 115 | 0 | 0 | 0 | 225 | 81 | 306 |
| 5. GUMLA-SIMDEGA* | 5986 | 82 | 972 | 988 | 0 | 0 | 0 | 1309 | 38 | 1347 |
| 6. HAZARIBAGH* | 1947 | 27 | 189 | 0 | 0 | 0 | 0 | 486 | 133 | 619 |
| 7. RANCHI-KHUNTI | 20012 | 65 | 1790 | 16023 | 0 | 0 | 0 | 0 | 15 | 15 |
| 8. SINGHBHUM* | 12378 | 244 | 642 | 1665 | 0 | 0 | 113 | 5167 | 1665 | 6945 |
| STATE TOTAL : | 64280 | 547 | 4429 | 22162 | 0 | 0 | 113 | 13942 | 2209 | 16264 |

**DISTRICT CENTRAL COOPERATIVE BANKS
(BANKWISE AND CONSOLIDATED)**

3. BIHAR
(AS ON 31st MARCH)

**TABLE - VI (A)
LOANS ISSUED - SHORT TERM AGRICULTURAL
AND SHORT TERM NON-AGRICULTURAL
DURING 2005-2006**

(Rs. IN LAKHS)

| NAME OF THE DISTRICT CENTRAL COOPERATIVE BANKS IN THE STATE | SHORT TERM AGRICULTURAL | | | | SHORT TERM NON-AGRICULTURAL | | | |
|--|--|--------------------------|---------------------------------------|------------------------------------|-----------------------------|---------------------------|--------|--|
| | SEASONAL AGRICULTURAL OPERATIONS | MARKETING OF CROPS | OTHERS INCLUDING SUPPLY & DIST. | TOTAL S. T. AGRI. (44 TO 46) | INDUSTRIAL PURPOSES | CONSUMP- TION LOANS | OTHERS | TOTAL S. T. NON-AGRI. (48 TO 50) |
| 1 | 44 | 45 | 46 | 47 | 48 | 49 | 50 | 51 |
| 1. ARRAH-BUXER* | 2156 | 14 | 0 | 2170 | 0 | 0 | 620 | 620 |
| 2. BEGUSARAI* | N. A. | N. A. | N. A. | 0 | N. A. | N. A. | N. A. | 0 |
| 3. BHAGALPUR* | 0 | 0 | 0 | 0 | 0 | 0 | 0 | 0 |
| 4. CHAIBASA* | 27 | 0 | 0 | 27 | 0 | 0 | 0 | 0 |
| 5. AURANGABAD* | 0 | 0 | 0 | 0 | 0 | 0 | 0 | 0 |
| 6. GOPALGANJ* | 59 | 0 | 0 | 59 | 0 | 0 | 0 | 0 |
| 7. KATIHAR* | 21 | 578 | 3317 | 3916 | 0 | 20 | 118 | 138 |
| 8. KHAGARIA | 834 | 0 | 0 | 834 | 0 | 0 | 0 | 0 |
| 9. MAGADH | 0 | 0 | 0 | 0 | 0 | 0 | 0 | 0 |
| 10. MONGHYR-JAMUI* | 0 | 92 | 6 | 98 | 0 | 0 | 0 | 0 |
| 11. MOTIHARI | 387 | 0 | 0 | 387 | 0 | 0 | 0 | 0 |
| 12. MUZAFFARPUR | 610 | 0 | 0 | 610 | 0 | 0 | 0 | 0 |
| 13. NALANDA* | 1685 | 0 | 0 | 1685 | 0 | 0 | 123 | 123 |
| 14. NAWDAH | 1075 | 0 | 0 | 1075 | 0 | 2 | 29 | 31 |
| 15. PATLIPUTRA | 1347 | 0 | 0 | 1347 | 0 | 0 | 250 | 250 |
| 16. PURNEA | 2878 | 0 | 0 | 2878 | 19 | 1 | 0 | 20 |
| 17. ROHIKA | 1563 | 0 | 0 | 1563 | 0 | 0 | 4 | 4 |
| 18. SAMASTIPUR | 1154 | 0 | 112 | 1266 | 0 | 0 | 0 | 0 |
| 19. SASARAM BHABUA | 223 | 0 | 0 | 223 | 0 | 0 | 53 | 53 |
| 20. SITAMARHI* | 24 | 0 | 0 | 24 | 0 | 0 | 0 | 0 |
| 21. SIWAN* | 363 | 0 | 0 | 363 | 0 | 0 | 0 | 0 |
| 22. BETTIAH | 897 | 0 | 0 | 897 | 0 | 0 | 105 | 105 |
| 23. VAISHALI | 1423 | 0 | 0 | 1423 | 51 | 0 | 0 | 51 |
| STATE TOTAL : | 16726 | 684 | 3435 | 20845 | 70 | 23 | 1302 | 1395 |
| 4. JHARKHAND | | | | | | | | |
| 1. DEOGHAR-JAMTARA* | 62 | 0 | 0 | 62 | 0 | 0 | 35 | 35 |
| 2. DHANBAD | 19 | 0 | 0 | 19 | 0 | 401 | 912 | 1313 |
| 3. DUMKA* | 0 | 0 | 0 | 0 | 0 | 0 | 0 | 0 |
| 4. GIRIDIH* | 13 | 0 | 0 | 13 | 0 | 0 | 38 | 38 |
| 5. GUMLA-SIMDEGA* | 0 | 58 | 0 | 58 | 0 | 0 | 0 | 0 |
| 6. HAZARIBAGH* | 54 | 0 | 0 | 54 | 77 | 0 | 0 | 77 |
| 7. RANCHI-KHUNTI | 8 | 0 | 0 | 8 | 0 | 0 | 0 | 0 |
| 8. SINGHBHUM* | 10 | 0 | 0 | 10 | 0 | 0 | 0 | 0 |
| STATE TOTAL : | 166 | 58 | 0 | 224 | 77 | 401 | 985 | 1463 |

**DISTRICT CENTRAL COOPERATIVE BANKS
(BANKWISE AND CONSOLIDATED)**

3. BIHAR

(AS ON 31st MARCH)

**TABLE - VI (B)
LOANS ISSUED - MEDIUM TERM AGRICULTURAL
AND MEDIUM TERM NON-AGRICULTURAL
DURING 2005-2006**

(Rs. IN LAKHS)

| NAME OF THE DISTRICT CENTRAL COOPERATIVE BANKS IN THE STATE | MEDIUM TERM AGRICULTURAL | | | | MEDIUM TERM NON-AGRICULTURAL | | | OTHER LOANS & ADVANCES | TOTAL LOANS & ADVANCES (47+51+55+58+59) |
|--|--------------------------|---------------------|--------|-----------------------------------|------------------------------|--------|--|---------------------------|---|
| | MINOR IRRIGATION | ANIMAL HUSBANDRY | OTHERS | TOTAL M. T. AGRI (52 TO 54) | PURCHASE OF SHARES | OTHERS | TOTAL M. T. NON-AGRI. (56 TO 57) | | |
| 1 | 52 | 53 | 54 | 55 | 56 | 57 | 58 | 59 | 60 |
| 1. ARRAH-BUXER* | 0 | 0 | 0 | 0 | 0 | 0 | 0 | 0 | 2790 |
| 2. BEGUSARAI* | N. A. | N. A. | N. A. | 0 | N. A. | N. A. | 0 | N. A. | 0 |
| 3. BHAGALPUR* | 0 | 0 | 0 | 0 | 0 | 0 | 0 | 1 | 1 |
| 4. CHAIBASA* | 0 | 0 | 0 | 0 | 0 | 0 | 0 | 287 | 314 |
| 5. AURANGABAD* | 0 | 0 | 0 | 0 | 0 | 0 | 0 | 0 | 0 |
| 6. GOPALGANJ* | 0 | 0 | 0 | 0 | 0 | 52 | 52 | 169 | 280 |
| 7. KATIHAR* | 0 | 20 | 118 | 138 | 0 | 322 | 322 | 0 | 4514 |
| 8. KHAGARIA | 0 | 0 | 0 | 0 | 0 | 0 | 0 | 0 | 834 |
| 9. MAGADH | 0 | 0 | 0 | 0 | 0 | 0 | 0 | 0 | 0 |
| 10. MONGHYR-JAMUI* | 0 | 0 | 0 | 0 | 0 | 50 | 50 | 0 | 148 |
| 11. MOTIHARI | 0 | 0 | 0 | 0 | 0 | 0 | 0 | 868 | 1255 |
| 12. MUZAFFARPUR | 0 | 0 | 0 | 0 | 0 | 0 | 0 | 0 | 610 |
| 13. NALANDA* | 0 | 0 | 0 | 0 | 0 | 96 | 96 | 0 | 1904 |
| 14. NAWDAH | 0 | 0 | 0 | 0 | 0 | 0 | 0 | 50 | 1156 |
| 15. PATLIPUTRA | 0 | 0 | 0 | 0 | 0 | 295 | 295 | 0 | 1892 |
| 16. PURNEA | 0 | 0 | 18 | 18 | 0 | 21 | 21 | 0 | 2937 |
| 17. ROHIKA | 0 | 0 | 0 | 0 | 0 | 6 | 6 | 0 | 1573 |
| 18. SAMASTIPUR | 0 | 0 | 0 | 0 | 0 | 0 | 0 | 0 | 1266 |
| 19. SASARAM BHABUA | 0 | 0 | 0 | 0 | 0 | 0 | 0 | 35 | 311 |
| 20. SITAMARHI* | 0 | 0 | 0 | 0 | 0 | 3 | 3 | 0 | 27 |
| 21. SIWAN* | 0 | 0 | 0 | 0 | 0 | 0 | 0 | 0 | 363 |
| 22. BETTIAH | 0 | 0 | 0 | 0 | 0 | 60 | 60 | 0 | 1062 |
| 23. VAISHALI | 0 | 0 | 0 | 0 | 0 | 0 | 0 | 0 | 1474 |
| STATE TOTAL : | 0 | 20 | 136 | 156 | 0 | 905 | 905 | 1410 | 24711 |
| 4. JHARKHAND | | | | | | | | | |
| 1. DEOGHAR-JAMTARA* | 0 | 0 | 0 | 0 | 0 | 0 | 0 | 0 | 97 |
| 2. DHANBAD | 0 | 0 | 0 | 0 | 0 | 146 | 146 | 5 | 1483 |
| 3. DUMKA* | 0 | 0 | 0 | 0 | 0 | 1 | 1 | 0 | 1 |
| 4. GIRIDIH* | 0 | 0 | 0 | 0 | 0 | 0 | 0 | 0 | 51 |
| 5. GUMLA-SIMDEGA* | 0 | 0 | 0 | 0 | 0 | 0 | 0 | 0 | 58 |
| 6. HAZARIBAGH* | 77 | 0 | 0 | 77 | 82 | 0 | 82 | 0 | 290 |
| 7. RANCHI-KHUNTI | 0 | 0 | 0 | 0 | 0 | 0 | 0 | 0 | 8 |
| 8. SINGHBHUM* | 0 | 0 | 0 | 0 | 0 | 0 | 0 | 72 | 82 |
| STATE TOTAL : | 77 | 0 | 0 | 77 | 82 | 147 | 229 | 77 | 2070 |

**DISTRICT CENTRAL COOPERATIVE BANKS
(BANKWISE AND CONSOLIDATED)**

3. BIHAR
(AS ON 31st MARCH)

**TABLE - VII (A)
LOANS OUTSTANDING - SHORT TERM AGRICULTURAL
AND SHORT TERM NON-AGRICULTURAL
DURING 2005-2006**

(Rs. IN LAKHS)

| NAME OF THE DISTRICT CENTRAL COOPERATIVE BANKS IN THE STATE | SHORT TERM AGRICULTURAL | | | | SHORT TERM NON-AGRICULTURAL | | | |
|--|--|--------------------------|---------------------------------------|-------------------------------------|-----------------------------|---------------------------|--------|--|
| | SEASONAL AGRICULTURAL OPERATIONS | MARKETING OF CROPS | OTHERS INCLUDING SUPPLY & DIST. | TOTAL S. T. AGRIL. (61 TO 63) | INDUSTRIAL PURPOSES | CONSUMP- TION LOANS | OTHERS | TOTAL S. T. NON-AGRI. (65 TO 67) |
| 1 | 61 | 62 | 63 | 64 | 65 | 66 | 67 | 68 |
| 1. ARRAH-BUXER* | 1737 | 12 | 0 | 1749 | 1 | 2 | 323 | 326 |
| 2. BEGUSARAI* | 6168 | 0 | 28 | 6196 | 0 | 0 | 0 | 0 |
| 3. BHAGALPUR* | 877 | 0 | 0 | 877 | 0 | 59 | 0 | 59 |
| 4. CHAIBASA* | 854 | 42 | 0 | 896 | 0 | 0 | 1843 | 1843 |
| 5. AURANGABAD* | 0 | 0 | 1481 | 1481 | 0 | 0 | 0 | 0 |
| 6. GOPALGANJ* | 1051 | 0 | 3 | 1054 | 0 | 0 | 24 | 24 |
| 7. KATIHAR* | 6669 | 0 | 0 | 6669 | 24 | 303 | 2662 | 2989 |
| 8. KHAGARIA | 1931 | 0 | 0 | 1931 | 0 | 8 | 0 | 8 |
| 9. MAGADH | 0 | 0 | 0 | 0 | 0 | 0 | 0 | 0 |
| 10. MONGHYR-JAMUI* | 688 | 1 | 0 | 689 | 0 | 122 | 29 | 151 |
| 11. MOTIHARI | 1796 | 214 | 0 | 2010 | 0 | 0 | 365 | 365 |
| 12. MUZAFFARPUR | 1923 | 0 | 0 | 1923 | 509 | 0 | 87 | 596 |
| 13. NALANDA* | 2536 | 0 | 0 | 2536 | 104 | 0 | 160 | 264 |
| 14. NAWDAH | 1987 | 1 | 0 | 1988 | 0 | 21 | 88 | 109 |
| 15. PATLIPUTRA | 1290 | 0 | 0 | 1290 | 0 | 0 | 266 | 266 |
| 16. PURNEA | 5404 | 0 | 0 | 5404 | 270 | 25 | 3 | 298 |
| 17. ROHIKA | 2127 | 0 | 0 | 2127 | 0 | 0 | 142 | 142 |
| 18. SAMASTIPUR | 3190 | 0 | 194 | 3384 | 0 | 0 | 93 | 93 |
| 19. SASARAM BHABUA | 1697 | 0 | 9 | 1706 | 0 | 15 | 88 | 103 |
| 20. SITAMARHI* | 1088 | 3 | 0 | 1091 | 26 | 0 | 0 | 26 |
| 21. SIWAN* | 992 | 0 | 0 | 992 | 9 | 89 | 13 | 111 |
| 22. BETTIAH | 1228 | 0 | 0 | 1228 | 0 | 0 | 689 | 689 |
| 23. VAISHALI | 1683 | 2 | 0 | 1685 | 0 | 50 | 0 | 50 |
| STATE TOTAL : | 46916 | 275 | 1715 | 48906 | 943 | 694 | 6875 | 8512 |
| 4. JHARKHAND | | | | | | | | |
| 1. DEOGHAR-JAMTARA* | 1274 | 0 | 0 | 1274 | 0 | 10 | 109 | 119 |
| 2. DHANBAD | 404 | 19 | 1 | 424 | 245 | 1862 | 900 | 3007 |
| 3. DUMKA* | 1091 | 0 | 0 | 1091 | 0 | 0 | 21 | 21 |
| 4. GIRIDIH* | 885 | 0 | 0 | 885 | 0 | 0 | 36 | 36 |
| 5. GUMLA-SIMDEGA* | 0 | 583 | 0 | 583 | 427 | 0 | 0 | 427 |
| 6. HAZARIBAGH* | 277 | 1 | 19 | 297 | 50 | 0 | 0 | 50 |
| 7. RANCHI-KHUNTI | 855 | 0 | 0 | 855 | 3 | 0 | 840 | 843 |
| 8. SINGHBHUM* | 1513 | 0 | 0 | 1513 | 0 | 0 | 0 | 0 |
| STATE TOTAL : | 6299 | 603 | 20 | 6922 | 725 | 1872 | 1906 | 4503 |

**DISTRICT CENTRAL COOPERATIVE BANKS
(BANKWISEWISE AND CONSOLIDATEI**

3. BIHAR

(AS ON 31st MARCH)

**TABLE - VII (B)
LOANS OUTSTANDING - MEDIUM TERM AGRICULTURAL
AND MEDIUM TERM NON-AGRICULTURAL
DURING 2005-2006**

(Rs. IN LAKHS)

| NAME OF THE STATES (DISTRICT CENTRAL COOPERATIVE BANKS STATE WISE TOTAL) | MEDIUM TERM AGRICULTURAL | | | | MEDIUM TERM NON-AGRICULTURAL | | | OTHER LOANS OUTSTANDINGS | TOTAL LOANS OUTSTANDING (64+68+72+75+76) |
|---|--------------------------|---------------------|--------|-----------------------------------|------------------------------|--------|--|-----------------------------|--|
| | MINOR IRRIGATION | ANIMAL HUSBANDRY | OTHERS | TOTAL M. T. AGR. (69 TO 71) | PURCHASE OF SHARES | OTHERS | TOTAL M. T. NON-AGRI. (73 TO 74) | | |
| 1 | 69 | 70 | 71 | 72 | 73 | 74 | 75 | 76 | 77 |
| 1. ARRAH-BUXER* | 1 | 1 | 6 | 8 | 0 | 75 | 75 | 0 | 2158 |
| 2. BEGUSARAI* | 44 | 0 | 8 | 52 | 171 | 237 | 408 | 241 | 6897 |
| 3. BHAGALPUR* | 50 | 0 | 0 | 50 | 0 | 10 | 10 | 0 | 996 |
| 4. CHAIBASA* | 0 | 0 | 0 | 0 | 0 | 726 | 726 | 120 | 3585 |
| 5. AURANGABAD* | 0 | 0 | 297 | 297 | 0 | 0 | 0 | 0 | 1778 |
| 6. GOPALGANJ* | 0 | 0 | 16 | 16 | 0 | 48 | 48 | 150 | 1292 |
| 7. KATIHAR* | 0 | 48 | 512 | 560 | 0 | 647 | 647 | 10 | 10875 |
| 8. KHAGARIA | 0 | 0 | 1207 | 1207 | 0 | 0 | 0 | 55 | 3201 |
| 9. MAGADH | 0 | 0 | 0 | 0 | 0 | 0 | 0 | 0 | 0 |
| 10. MONGHYR-JAMUI* | 0 | 0 | 121 | 121 | 0 | 55 | 55 | 0 | 1016 |
| 11. MOTIHARI | 0 | 0 | 45 | 45 | 19 | 366 | 385 | 31 | 2836 |
| 12. MUZAFFARPUR | 0 | 0 | 49 | 49 | 0 | 51 | 51 | 0 | 2619 |
| 13. NALANDA* | 1 | 0 | 116 | 117 | 0 | 125 | 125 | 0 | 3042 |
| 14. NAWDAH | 0 | 0 | 133 | 133 | 0 | 66 | 66 | 0 | 2296 |
| 15. PATLIPUTRA | 1 | 0 | 8 | 9 | 0 | 520 | 520 | 0 | 2085 |
| 16. PURNEA | 0 | 0 | 69 | 69 | 0 | 127 | 127 | 4 | 5902 |
| 17. ROHIKA | 0 | 0 | 4 | 4 | 0 | 39 | 39 | 0 | 2312 |
| 18. SAMASTIPUR | 0 | 0 | 151 | 151 | 0 | 0 | 0 | 0 | 3628 |
| 19. SASARAM BHABUA | 80 | 0 | 292 | 372 | 1 | 0 | 1 | 58 | 2240 |
| 20. SITAMARHI* | 254 | 0 | 0 | 254 | 0 | 6 | 6 | 39 | 1416 |
| 21. SIWAN* | 53 | 0 | 0 | 53 | 0 | 0 | 0 | 0 | 1156 |
| 22. BETTIAH | 0 | 0 | 31 | 31 | 0 | 172 | 172 | 0 | 2120 |
| 23. VAISHALI | 31 | 0 | 0 | 31 | 135 | 0 | 135 | 0 | 1901 |
| STATE TOTAL : | 515 | 49 | 3065 | 3629 | 326 | 3270 | 3596 | 708 | 65351 |
| 4. JHARKHAND | | | | | | | | | |
| 1. DEOGHAR-JAMTARA* | 0 | 0 | 38 | 38 | 0 | 1 | 1 | 136 | 1568 |
| 2. DHANBAD | 63 | 17 | 10 | 90 | 5 | 888 | 893 | 111 | 4525 |
| 3. DUMKA* | 0 | 0 | 42 | 42 | 0 | 6 | 6 | 0 | 1160 |
| 4. GIRIDIH* | 38 | 0 | 0 | 38 | 9 | 0 | 9 | 18 | 986 |
| 5. GUMLA-SIMDEGA* | 0 | 0 | 763 | 763 | 0 | 0 | 0 | 4 | 1777 |
| 6. HAZARIBAGH* | 85 | 0 | 0 | 85 | 176 | 0 | 176 | 67 | 675 |
| 7. RANCHI-KHUNTI | 0 | 0 | 0 | 0 | 0 | 0 | 0 | 12 | 1710 |
| 8. SINGHBHUM* | 0 | 0 | 146 | 146 | 0 | 2034 | 2034 | 4115 | 7808 |
| STATE TOTAL : | 186 | 17 | 999 | 1202 | 190 | 2929 | 3119 | 4463 | 20209 |

**DISTRICT CENTRAL COOPERATIVE BANKS
(BANKWISE AND CONSOLIDATED)**

3. BIHAR
(AS ON 31st MARCH)

**TABLE - VIII
PURPOSE WISE DEMAND AND COLLECTION
DURING 2005-2006**

(Rs. IN LAKHS)

| NAME OF THE STATES (DISTRICT CENTRAL COOPERATIVE BANKS STATE WISE TOTAL) | DETAILS OF DEMAND | | | | | | DETAILS OF COLLECTION | | | | | |
|---|-------------------|-----------------------|-------------------|-----------------------|--------|---------------------|-----------------------|-----------------------|-------------------|-----------------------|--------|---------------------|
| | SHORT TERM | | MEDIUM TERM | | OTHERS | TOTAL (78 TO 82) | SHORT TERM | | MEDIUM TERM | | OTHERS | TOTAL (84 TO 88) |
| | AGRI- CULTURAL | NON-AGRI- CULTURAL | AGRI- CULTURAL | NON-AGRI- CULTURAL | | | AGRI- CULTURAL | NON-AGRI- CULTURAL | AGRI- CULTURAL | NON-AGRI- CULTURAL | | |
| 1 | 78 | 79 | 80 | 81 | 82 | 83 | 84 | 85 | 86 | 87 | 88 | 89 |
| 1. ARRAH-BUXER* | 1905 | 257 | 7 | 43 | 0 | 2212 | 439 | 241 | 0 | 40 | 0 | 720 |
| 2. BEGUSARAI* | 5642 | @ | @ | @ | @ | 5642 | 1401 | @ | @ | @ | @ | 1401 |
| 3. BHAGALPUR* | 1019 | 18 | 46 | 7 | 0 | 1090 | 62 | 0 | 0 | 0 | 0 | 62 |
| 4. CHAIBASA* | 844 | 0 | 0 | 316 | 1593 | 2753 | 269 | 0 | 0 | 159 | 251 | 679 |
| 5. AURANGABAD* | 791 | 224 | 104 | 1 | 476 | 1596 | 23 | 79 | 12 | 0 | 285 | 399 |
| 6. GOPALGANJ* | 1027 | 24 | 17 | 35 | 143 | 1246 | 34 | 0 | 1 | 35 | 143 | 213 |
| 7. KATIHAR* | 10015 | 664 | 383 | 311 | 3309 | 14682 | 7053 | 577 | 324 | 197 | 3297 | 11448 |
| 8. KHAGARIA | 2755 | 0 | 17 | 0 | 162 | 2934 | 1192 | 0 | 0 | 0 | 34 | 1226 |
| 9. MAGADH | 0 | 0 | 0 | 0 | 0 | 0 | 0 | 0 | 0 | 0 | 0 | 0 |
| 10. MONGHYR-JAMUI* | 660 | 88 | 125 | 0 | 0 | 873 | 70 | 39 | 4 | 0 | 0 | 113 |
| 11. MOTIHARI | 3153 | 1025 | 0 | 0 | 0 | 4178 | 1823 | 277 | 0 | 0 | 0 | 2100 |
| 12. MUZAFFARPUR | 2932 | 769 | 0 | 0 | 0 | 3701 | 1008 | 84 | 0 | 0 | 0 | 1092 |
| 13. NALANDA* | 2660 | 256 | 143 | 105 | 0 | 3164 | 1160 | 82 | 26 | 93 | 0 | 1361 |
| 14. NAWDAH | 1605 | 69 | 134 | 42 | 30 | 1880 | 916 | 29 | 0 | 13 | 0 | 958 |
| 15. PATLIPUTRA | 1721 | 247 | 11 | 358 | 0 | 2337 | 1226 | 225 | 2 | 185 | 0 | 1638 |
| 16. PURNEA | 7204 | 356 | 65 | 110 | 4 | 7739 | 2886 | 62 | 15 | 46 | 0 | 3009 |
| 17. ROHIKA | 3194 | 158 | 2 | 38 | 0 | 3392 | 1834 | 17 | 0 | 4 | 0 | 1855 |
| 18. SAMASTIPUR | 3497 | @ | @ | @ | @ | 3497 | 1671 | @ | @ | @ | @ | 1671 |
| 19. SASARAM BHABUA | 1728 | 2 | 222 | 0 | 220 | 2172 | 301 | 0 | 0 | 0 | 3 | 304 |
| 20. SITAMARHI* | 885 | 52 | 266 | 4 | 32 | 1239 | 45 | 25 | 11 | 1 | 32 | 114 |
| 21. SIWAN* | 1507 | 117 | 56 | 0 | 0 | 1680 | 514 | 7 | 3 | 0 | 0 | 524 |
| 22. BETTIAH | 2119 | 0 | 88 | 0 | 0 | 2207 | 1402 | 0 | 57 | 0 | 0 | 1459 |
| 23. VAISHALI | 2269 | 0 | 282 | 0 | 0 | 2551 | 1455 | 0 | 158 | 0 | 0 | 1613 |
| STATE TOTAL : | 59132 | 4326 | 1968 | 1370 | 5969 | 72765 | 26784 | 1744 | 613 | 773 | 4045 | 33959 |
| 4. JHARKHAND | | | | | | | | | | | | |
| 1. DEOGHAR-JAMTARA* | 1251 | 142 | 38 | 10 | 65 | 1506 | 68 | 8 | 0 | 9 | 65 | 150 |
| 2. DHANBAD | 551 | 2342 | 88 | 792 | 2231 | 6004 | 156 | 1011 | 16 | 322 | 1147 | 2652 |
| 3. DUMKA* | 1043 | 0 | 51 | 0 | 0 | 1094 | 58 | 0 | 9 | 0 | 0 | 67 |
| 4. GIRIDIH* | 678 | 0 | 38 | 7 | 159 | 882 | 4 | 0 | 0 | 1 | 17 | 22 |
| 5. GUMLA-SIMDEGA* | 404 | 515 | 578 | 0 | 0 | 1497 | 77 | 225 | 37 | 0 | 0 | 339 |
| 6. HAZARIBAGH* | 258 | 37 | 8 | 37 | 20 | 360 | 32 | 35 | 0 | 32 | 1 | 100 |
| 7. RANCHI-KHUNTI | 984 | 160 | 20 | 1 | 0 | 1165 | 319 | 0 | 0 | 0 | 0 | 319 |
| 8. SINGHBHUM* | 1541 | 0 | 0 | 2590 | 0 | 4131 | 28 | 0 | 0 | 456 | 0 | 484 |
| STATE TOTAL : | 6710 | 3196 | 821 | 3437 | 2475 | 16639 | 742 | 1279 | 62 | 820 | 1230 | 4133 |

DISTRICT CENTRAL COOPERATIVE BANKS
(BANKWISE AND CONSOLIDATED) PURPOSE WISE BALANCES (OVERDUES) AND % OF OVERDUES TO DEMAND
3. BIHAR
(AS ON 31st MARCH)

TABLE - IX
DURING 2005-2006
(Rs. IN LAKHS)

(PERCENTAGE %)

| NAME OF THE STATES (DISTRICT CENTRAL COOPERATIVE BANKS STATE WISE TOTAL) | DETAILS OF BALANCES (OVERDUES) | | | | | | PERCENTAGE OF OVERDUES TO DEMAND | | | | | |
|---|--------------------------------|-----------------------|-------------------|-----------------------|-------------|-----------------------|----------------------------------|-----------------------|-------------------|-----------------------|--------------|--------------|
| | SHORT TERM | | MEDIUM TERM | | OTHERS | TOTAL (90 TO 94) | SHORT TERM | | MEDIUM TERM | | OTHERS | TOTAL |
| | AGRI- CULTURAL | NON-AGRI- CULTURAL | AGRI- CULTURAL | NON-AGRI- CULTURAL | | | AGRI- CULTURAL | NON-AGRI- CULTURAL | AGRI- CULTURAL | NON-AGRI- CULTURAL | | |
| 1 | 90 | 91 | 92 | 93 | 94 | 95 | 96 | 97 | 98 | 99 | 100 | 101 |
| 1. ARRAH-BUXER* | 1466 | 16 | 7 | 3 | 0 | 1492 | 76.96 | 6.23 | 100.00 | 6.98 | 0.00 | 67.45 |
| 2. BEGUSARAI* | 4241 | 0 | 0 | 0 | 0 | 4241 | 75.17 | 0.00 | 0.00 | 0.00 | 0.00 | 75.17 |
| 3. BHAGALPUR* | 957 | 18 | 46 | 7 | 0 | 1028 | 93.92 | 100.00 | 100.00 | 100.00 | 0.00 | 94.31 |
| 4. CHAIBASA* | 575 | 0 | 0 | 157 | 1342 | 2074 | 68.13 | 0.00 | 0.00 | 49.68 | 84.24 | 75.34 |
| 5. AURANGABAD* | 768 | 145 | 92 | 1 | 191 | 1197 | 97.09 | 64.73 | 88.46 | 100.00 | 40.13 | 75.00 |
| 6. GOPALGANJ* | 993 | 24 | 16 | 0 | 0 | 1033 | 96.69 | 100.00 | 94.12 | 0.00 | 0.00 | 82.91 |
| 7. KATIHAR* | 2962 | 87 | 59 | 114 | 12 | 3234 | 29.58 | 13.10 | 15.40 | 36.66 | 0.36 | 22.03 |
| 8. KHAGARIA | 1563 | 0 | 17 | 0 | 128 | 1708 | 56.73 | 0.00 | 100.00 | 0.00 | 79.01 | 58.21 |
| 9. MAGADH | 0 | 0 | 0 | 0 | 0 | 0 | 0.00 | 0.00 | 0.00 | 0.00 | 0.00 | 0.00 |
| 10. MONGHYR-JAMUI* | 590 | 49 | 121 | 0 | 0 | 760 | 89.39 | 55.68 | 96.80 | 0.00 | 0.00 | 87.06 |
| 11. MOTIHARI | 1330 | 748 | 0 | 0 | 0 | 2078 | 42.18 | 72.98 | 0.00 | 0.00 | 0.00 | 49.74 |
| 12. MUZAFFARPUR | 1924 | 685 | 0 | 0 | 0 | 2609 | 65.62 | 89.08 | 0.00 | 0.00 | 0.00 | 70.49 |
| 13. NALANDA* | 1500 | 174 | 117 | 12 | 0 | 1803 | 56.39 | 67.97 | 81.82 | 11.43 | 0.00 | 56.98 |
| 14. NAWDAH | 689 | 40 | 134 | 29 | 30 | 922 | 42.93 | 57.97 | 100.00 | 69.05 | 100.00 | 49.04 |
| 15. PATLIPUTRA | 495 | 22 | 9 | 173 | 0 | 699 | 28.76 | 8.91 | 81.82 | 48.32 | 0.00 | 29.91 |
| 16. PURNEA | 4318 | 294 | 50 | 64 | 4 | 4730 | 59.94 | 82.58 | 76.92 | 58.18 | 100.00 | 61.12 |
| 17. ROHIKA | 1360 | 141 | 2 | 34 | 0 | 1537 | 42.58 | 89.24 | 100.00 | 89.47 | 0.00 | 45.31 |
| 18. SAMASTIPUR | 1826 | 0 | 0 | 0 | 0 | 1826 | 52.22 | 0.00 | 0.00 | 0.00 | 0.00 | 52.22 |
| 19. SASARAM BHABUA | 1427 | 2 | 222 | 0 | 217 | 1868 | 82.58 | 100.00 | 100.00 | 0.00 | 98.64 | 86.00 |
| 20. SITAMARHI* | 840 | 27 | 255 | 3 | 0 | 1125 | 94.92 | 51.92 | 95.86 | 75.00 | 0.00 | 90.80 |
| 21. SIWAN* | 993 | 110 | 53 | 0 | 0 | 1156 | 65.89 | 94.02 | 94.64 | 0.00 | 0.00 | 68.81 |
| 22. BETTIAH | 717 | 0 | 31 | 0 | 0 | 748 | 33.84 | 0.00 | 35.23 | 0.00 | 0.00 | 33.89 |
| 23. VAISHALI | 814 | 0 | 124 | 0 | 0 | 938 | 35.87 | 0.00 | 43.97 | 0.00 | 0.00 | 36.77 |
| STATE TOTAL : | 32348 | 2582 | 1355 | 597 | 1924 | 38806 | 54.70 | 59.69 | 68.85 | 43.58 | 32.23 | 53.33 |
| 4. JHARKHAND | | | | | | | | | | | | |
| 1. DEOGHAR-JAMTARA* | 1183 | 134 | 38 | 1 | 0 | 1356 | 94.56 | 94.37 | 100.00 | 10.00 | 0.00 | 90.04 |
| 2. DHANBAD | 395 | 1331 | 72 | 470 | 1084 | 3352 | 71.69 | 56.83 | 81.82 | 59.34 | 48.59 | 55.83 |
| 3. DUMKA* | 985 | 0 | 42 | 0 | 0 | 1027 | 94.44 | 0.00 | 82.35 | 0.00 | 0.00 | 93.88 |
| 4. GIRIDIH* | 674 | 0 | 38 | 6 | 142 | 860 | 99.41 | 0.00 | 100.00 | 85.71 | 89.31 | 97.51 |
| 5. GUMLA-SIMDEGA* | 327 | 290 | 541 | 0 | 0 | 1158 | 80.94 | 56.31 | 93.60 | 0.00 | 0.00 | 77.35 |
| 6. HAZARIBAGH* | 226 | 2 | 8 | 5 | 19 | 260 | 87.60 | 5.41 | 100.00 | 13.51 | 95.00 | 72.22 |
| 7. RANCHI-KHUNTI | 665 | 160 | 20 | 1 | 0 | 846 | 67.58 | 100.00 | 100.00 | 100.00 | 0.00 | 72.62 |
| 8. SINGHBHUM* | 1513 | 0 | 0 | 2134 | 0 | 3647 | 98.18 | 0.00 | 0.00 | 82.39 | 0.00 | 88.28 |
| STATE TOTAL : | 5968 | 1917 | 759 | 2617 | 1245 | 12506 | 88.94 | 59.98 | 92.45 | 76.14 | 50.30 | 75.16 |

DISTRICT CENTRAL COOPERATIVE BANKS

TABLE - X

(BANKWISE AND CONSOLIDATED)

COST OF MANAGEMENT, NUMBER OF EMPLOYEES, PROFIT/LOSS AND

3. BIHAR

DIVIDEND DECLARED, BRANCHES WORKING IN PROFIT/LOSS

(AS ON 31st MARCH)

DURING 2005-2006

(Rs. IN LAKHS)

| NAME OF THE STATES (DISTRICT CENTRAL COOPERATIVE BANKS STATE WISE TOTAL) | COST OF MANAGEMENT | | | TOTAL NO. OF EMPLOYEES | COST OF MGMT. PER EMPLOYEE | COST OF MGMT. TO WORKING CAP. (%) | BANKS IN PROFIT (+) LOSS (-) | DIVIDEND DECLARED (%) | BRANCHES WORKING AT | | AUDIT CLASSI- FICATION (A/B/C/D/. GOVT.) |
|---|--------------------|-------------------|-------|---------------------------|----------------------------------|--|--|-------------------------------|---------------------|------------------|--|
| | SALARIES | OTHER EXPENCES | TOTAL | | | | | | PROFIT (NUMBER) | LOSS (NUMBER) | |
| 1 | 102 | 103 | 104 | 105 | 106 | 107 | 108 | 104 | 110 | 111 | 112 |
| 1. ARRAH-BUXER* | 165 | 1678 | 1843 | 136 | 13.55 | 15.08 | 5 | 0 | 10 | 14 | N.A. |
| 2. BEGUSARAI* | 64 | 2745 | 2809 | 45 | 62.42 | 28.17 | -1005 | 0 | 5 | 5 | B |
| 3. BHAGALPUR* | 51 | 10 | 61 | 67 | 0.91 | 1.39 | 3 | 0 | 2 | 7 | B |
| 4. CHAIBASA* | 122 | 64 | 186 | 96 | 1.94 | 1.84 | 19 | 0 | 12 | 12 | A |
| 5. AURANGABAD* | 33 | 1530 | 1563 | 30 | 52.10 | 51.06 | -1449 | 0 | 10 | 1 | C |
| 6. GOPALGANJ* | 106 | 1000 | 1106 | 95 | 11.64 | 17.17 | -55 | 0 | 4 | 9 | C |
| 7. KATIHAR* | 291 | 30 | 321 | 305 | 1.05 | 2.56 | 128 | 5 | 15 | 3 | A |
| 8. KHAGARIA | 29 | 44 | 73 | 17 | 4.29 | 1.60 | -207 | 0 | 2 | 5 | C |
| 9. MAGADH | 0 | 0 | 0 | 0 | 0.00 | 0.00 | 0 | 0 | 0 | 0 | N.A. |
| 10. MONGHYR-JAMUI* | 53 | 15 | 68 | 68 | 1.00 | 2.35 | 105 | 0 | 1 | 22 | C |
| 11. MOTIHARI | 1 | 0 | 1 | 43 | 0.02 | 0.01 | -2346 | 0 | 8 | 1 | N.A. |
| 12. MUZAFFARPUR | 88 | 29 | 117 | 35 | 3.34 | 1.90 | -201 | 0 | 7 | 2 | D |
| 13. NALANDA* | 66 | 40 | 106 | 44 | 2.41 | 1.53 | -14 | 0 | 5 | 8 | D |
| 14. NAWDAH | 64 | 66 | 130 | 56 | 2.32 | 2.28 | -200 | 0 | 8 | 6 | D |
| 15. PATLIPUTRA | 164 | 39 | 203 | 97 | 2.09 | 1.78 | 38 | 4 | 17 | 3 | B |
| 16. PURNEA | 116 | 956 | 1072 | 74 | 14.49 | 9.77 | 262 | 0 | 16 | 4 | D |
| 17. ROHIKA | 68 | 43 | 111 | 42 | 2.64 | 1.50 | 7 | 0 | 11 | 3 | D |
| 18. SAMASTIPUR | 46 | 582 | 628 | 31 | 20.26 | 9.31 | 47 | 0 | 5 | 2 | D |
| 19. SASARAM BHABUA | 61 | 16 | 77 | 97 | 0.79 | 1.41 | -3931 | 0 | 0 | 17 | C |
| 20. SITAMARHI* | 60 | 14 | 74 | 64 | 1.16 | 1.66 | 43 | 0 | 4 | 8 | C |
| 21. SIWAN* | 26 | 9 | 35 | 29 | 1.21 | 1.39 | -117 | 0 | 4 | 7 | D |
| 22. BETTIAH | 36 | 103 | 139 | 32 | 4.34 | 2.79 | 651 | 0 | 8 | 8 | D |
| 23. VAISHALI | 36 | 775 | 811 | 19 | 42.68 | 21.42 | 534 | 0 | 4 | 1 | B |
| STATE TOTAL : | 1746 | 9788 | 11534 | 1522 | 7.58 | 7.63 | (+) 1,842 (-) 9,525 | 9 | 158 | 148 | NOT COMPILED |
| 4. JHARKHAND | | | | | | | | | | | |
| 1. DEOGHAR-JAMTARA* | 79 | 3 | 82 | 70 | 1.17 | 1.80 | -545 | 0 | 0 | 14 | C |
| 2. DHANBAD | 168 | 1124 | 1292 | 100 | 12.92 | 8.73 | -149 | 0 | 6 | 7 | B |
| 3. DUMKA* | 31 | 7 | 38 | 36 | 1.06 | 2.09 | 0 | 0 | 6 | 0 | A |
| 4. GIRIDIH* | 39 | 6 | 45 | 28 | 1.61 | 1.62 | -61 | 0 | 1 | 7 | D |
| 5. GUMLA-SIMDEGA* | 80 | 346 | 426 | 97 | 4.39 | 7.12 | 6 | 0 | 10 | 8 | C |
| 6. HAZARIBAGH* | 27 | 11 | 38 | 52 | 0.73 | 1.95 | -11 | 0 | 9 | 7 | C |
| 7. RANCHI-KHUNTI | 279 | 35 | 314 | 72 | 4.36 | 1.57 | 81 | 0 | 8 | 6 | A |
| 8. SINGHBHUM* | 133 | 89 | 222 | 149 | 1.49 | 1.79 | 89 | 0 | 8 | 16 | N.A. |
| STATE TOTAL : | 836 | 1621 | 2457 | 604 | 4.07 | 3.82 | (+) 176 (-) 766 | 0 | 48 | 65 | NOT COMPILED |

**DISTRICT CENTRAL COOPERATIVE BANKS
(BANK WISE AND CONSOLIDATED)**

5. GUJARAT

(AS ON 31st MARCH)

**TABLE - II
NUMBER OF OFFICES, MEMBERSHIP, SHARE CAPITAL
AND RESERVE FUNDS
DURING 2005-2006**

(RS. IN LAKHS)

| NAME OF THE DISTRICT CENTRAL COOPERATIVE BANKS IN THE STATE | NUMBER OF OFFICES INCLUDING HEAD OFFICE | MEMBERSHIP (IN NUMBERS) | | | PAID UP SHARE CAPITAL | | | TOTAL SHARE CAPITAL (6 TO 8) | RESERVES AND OTHER FUNDS | | | TOTAL RESERVE FUNDS (10 TO 12) |
|--|---|-------------------------------|------------------|-------------------------------------|---------------------------|--------------------------|--------------------------|---------------------------------------|------------------------------|---|-------------------|---|
| | | COOPE- RATIVE SOCIETIES | INDIVI- DUALS | TOTAL MEMBER SHIP (3 TO 4) | FROM COOPE- RATIVES | FROM GOVERN- MENTS | FROM INDIVI- DUALS | | STATUTORY RESERVE FUND | AGRIL. CREDIT STABILISA- TION FUND | OTHER RESERVES | |
| 1 | 2 | 3 | 4 | 5 | 6 | 7 | 8 | 9 | 10 | 11 | 12 | 13 |
| 1. AHMEDABAD | 135 | 5676 | 0 | 5676 | 5206 | 0 | 0 | 5206 | 1913 | 1540 | 16881 | 20334 |
| 2. AMRELI | 45 | 627 | 249 | 876 | 982 | 0 | 1 | 983 | 455 | 366 | 920 | 1741 |
| 3. BANASKANTHA | 137 | 2425 | 175 | 2600 | 2636 | 0 | 0 | 2636 | 852 | 670 | 1841 | 3363 |
| 4. BARODA | 36 | 1822 | 1030 | 2852 | 4692 | 1422 | 1 | 6115 | 135 | 201 | 3367 | 3703 |
| 5. BHAVANAGAR | 76 | 1426 | 0 | 1426 | 2235 | 0 | 0 | 2235 | 889 | 767 | 5742 | 7398 |
| 6. BROACH | 52 | 1485 | 333 | 1818 | 667 | 177 | 1 | 845 | 512 | 231 | 4196 | 4939 |
| 7. JAMNAGAR | 38 | 631 | 48 | 679 | 2105 | 0 | 1 | 2106 | 79 | 20 | 2115 | 2214 |
| 8. JUNAGADH | 46 | 1220 | 84 | 1304 | 700 | 200 | 0 | 900 | 120 | 94 | 3246 | 3460 |
| 9. KACHCHH | 19 | 823 | 1 | 824 | 294 | 63 | 0 | 357 | 44 | 26 | 1535 | 1605 |
| 10. KAIRA | 66 | 2727 | 1283 | 4010 | 802 | 147 | 1 | 950 | 284 | 278 | 4691 | 5253 |
| 11. KODINAR | 22 | 120 | 100 | 220 | 455 | 0 | 0 | 455 | 97 | 75 | 1256 | 1428 |
| 12. MEHSANA | 94 | 1973 | 1145 | 3118 | 1556 | 0 | 1 | 1557 | 1404 | 931 | 7809 | 10144 |
| 13. PANCHMAHALS | 36 | 1427 | 403 | 1830 | 733 | 213 | 0 | 946 | 116 | 131 | 16716 | 16963 |
| 14. SABARKANTHA | 110 | 2136 | 122 | 2258 | 625 | 0 | 0 | 625 | 591 | 739 | 1727 | 3057 |
| 15. SHR RAJKOT | 128 | 839 | 0 | 839 | 2135 | 0 | 0 | 2135 | 3073 | 1680 | 4983 | 9736 |
| 16. SURAT | 57 | 2022 | 1063 | 3085 | 310 | 59 | 3 | 372 | 1781 | 1320 | 8194 | 11295 |
| 17. SURENDRANAGAR | 15 | 639 | 0 | 639 | 1182 | 232 | 84 | 1498 | 77 | 151 | 12989 | 13217 |
| 18. VALSAD | 41 | 1066 | 40 | 1106 | 483 | 0 | 0 | 483 | 540 | 470 | 1654 | 2664 |
| STATE TOTAL : | 1,153 | 29084 | 6076 | 35160 | 27798 | 2513 | 93 | 30404 | 12962 | 9690 | 99862 | 122514 |
| 6. HARYANA | | | | | | | | | | | | |
| 1. AMBALA | 19 | 416 | 3023 | 3439 | 953 | 171 | 5 | 1129 | 429 | 319 | 957 | 1705 |
| 2. BHIWANI | 25 | 1252 | 2 | 1254 | 1368 | 214 | 0 | 1582 | 232 | 141 | 278 | 651 |
| 3. FARIDABAD | 24 | 498 | 1 | 499 | 962 | 233 | 0 | 1195 | 267 | 172 | 1809 | 2248 |
| 4. FATEHABAD | 16 | 557 | 1131 | 1688 | 881 | 100 | 7 | 988 | 126 | 93 | 1047 | 1266 |
| 5. GURGAON | 20 | 590 | 1905 | 2495 | 1229 | 149 | 0 | 1378 | 254 | 174 | 2744 | 3172 |
| 6. HISSAR | 27 | 581 | 885 | 1466 | 1747 | 300 | 0 | 2047 | 164 | 117 | 2953 | 3234 |
| 7. JHAJJAR | 18 | 328 | 0 | 328 | 700 | 100 | 0 | 800 | 381 | 276 | 895 | 1552 |
| 8. JIND | 24 | 554 | 1 | 555 | 1106 | 428 | 0 | 1534 | 22 | 24 | 570 | 616 |
| 9. KAITHAL | 24 | 663 | 1 | 664 | 1167 | 375 | 0 | 1542 | 233 | 220 | 579 | 1032 |
| 10. KARNAL | 28 | 661 | 1 | 662 | 1418 | 100 | 0 | 1518 | 818 | 579 | 1634 | 3031 |
| 11. KURUKSHETRA | 22 | 435 | 0 | 435 | 982 | 144 | 0 | 1126 | 400 | 311 | 616 | 1327 |
| 12. MAHENDERGARH | 14 | 291 | 1 | 292 | 740 | 127 | 0 | 867 | 331 | 198 | 676 | 1205 |
| 13. PANCHKULA* | 9 | 121 | 2038 | 2159 | 401 | 200 | 10 | 611 | 218 | 64 | 343 | 625 |
| 14. PANIPAT | 15 | 602 | 0 | 602 | 928 | 227 | 0 | 1155 | 802 | 469 | 1215 | 2486 |
| 15. REWARI | 15 | 324 | 0 | 324 | 160 | 600 | 36 | 796 | 184 | 125 | 1203 | 1512 |
| 16. ROHTAK | 15 | 460 | 1 | 461 | 456 | 50 | 0 | 506 | 199 | 164 | 712 | 1075 |
| 17. SIRSA | 29 | 792 | 0 | 792 | 1054 | 260 | 0 | 1314 | 230 | 156 | 792 | 1178 |
| 18. SONEPAT | 21 | 533 | 0 | 533 | 1217 | 293 | 0 | 1510 | 207 | 143 | 978 | 1328 |
| 19. YAMUNA NAGAR | 20 | 631 | 6349 | 6980 | 883 | 28 | 0 | 911 | 359 | 276 | 819 | 1454 |
| STATE TOTAL : | 385 | 10289 | 15339 | 25628 | 18352 | 4099 | 58 | 22509 | 5856 | 4021 | 20820 | 30697 |

**DISTRICT CENTRAL COOPERATIVE BANKS
(BANKWISE AND CONSOLIDATED)**

**TABLE - III
DEPOSITS SOURCE-WISE AND TYPE-WISE
DURING 2005-2006**

**5. GUJARAT
(AS ON 31st MARCH)**

(Rs. IN LAKHS)

| NAME OF THE DISTRICT CENTRAL COOPERATIVE BANKS IN THE STATE | INSTITUTIONAL DEPOSITS FROM | | | | TOTAL DEPOSITS (14 TO 17) OR (19 TO 23) | TYPEWISE DEPOSITS | | | | |
|--|-----------------------------|------------------|-----------------|--------------|---|-------------------|---------------|---------------|------------------|-------------------|
| | COOPER- ATIVES | INDIVI- DUALS | LOCAL BODIES | OTHERS | | CURRENT | SAVINGS | FIXED | RESERVE FUNDS | OTHER DEPOSITS |
| 1 | 14 | 15 | 16 | 17 | 18 | 19 | 20 | 21 | 22 | 23 |
| 1. AHMEDABAD | 75774 | 78608 | 5550 | 0 | 159932 | 11288 | 43186 | 102743 | 0 | 2715 |
| 2. AMRELI | 3090 | 7367 | 409 | 308 | 11174 | 710 | 3592 | 6872 | 0 | 0 |
| 3. BANASKANTHA | 9463 | 24663 | 1026 | 0 | 35152 | 4823 | 13395 | 16934 | 0 | 0 |
| 4. BARODA | 12231 | 7784 | 561 | 0 | 20576 | 1660 | 5719 | 13197 | 0 | 0 |
| 5. BHAVANAGAR | 14248 | 14895 | 33 | 17 | 29193 | 2488 | 4823 | 21865 | 0 | 17 |
| 6. BROACH | 8028 | 21021 | 338 | 888 | 30275 | 1422 | 11558 | 17049 | 0 | 246 |
| 7. JAMNAGAR | 3797 | 7806 | 725 | 0 | 12328 | 1144 | 4089 | 7095 | 0 | 0 |
| 8. JUNAGADH | 13257 | @ | @ | @ | 13257 | 1096 | 3823 | 8212 | 0 | 126 |
| 9. KACHCHH | 617 | 1973 | 1017 | 183 | 3790 | 419 | 1954 | 1372 | 0 | 45 |
| 10. KAIRA | 23825 | @ | @ | @ | 23825 | 2606 | 6502 | 14717 | 0 | 0 |
| 11. KODINAR | 232 | 1537 | 1 | 0 | 1770 | 61 | 1013 | 696 | 0 | 0 |
| 12. MEHSANA | 18082 | 21107 | 2567 | 0 | 41756 | 2252 | 19695 | 19809 | 0 | 0 |
| 13. PANCHMAHALS | 12470 | 6221 | 409 | 0 | 19100 | 4661 | 3308 | 11131 | 0 | 0 |
| 14. SABARKANTHA | 14482 | 27412 | 0 | 0 | 41894 | 4856 | 14239 | 21697 | 0 | 1102 |
| 15. SHR RAJKOT | 14128 | 50016 | 3624 | 0 | 67768 | 6475 | 32174 | 29051 | 0 | 68 |
| 16. SURAT | 68040 | 61304 | 0 | 0 | 129344 | 9084 | 31846 | 87280 | 1134 | 0 |
| 17. SURENDRANAGAR | 1764 | 3237 | 0 | 0 | 5001 | 1081 | 1346 | 2574 | 0 | 0 |
| 18. VALSAD | 10059 | 10813 | 0 | 0 | 20872 | 2492 | 11839 | 6541 | 0 | 0 |
| STATE TOTAL : | 303587 | 345764 | 16260 | 1396 | 667007 | 58618 | 214101 | 388835 | 1134 | 4319 |
| 6. HARYANA | | | | | | | | | | |
| 1. AMBALA | 2975 | 9228 | 1953 | 0 | 14156 | 272 | 8022 | 5792 | 70 | 0 |
| 2. BHIWANI | 554 | 13190 | 246 | 10669 | 24659 | 683 | 7980 | 15996 | 0 | 0 |
| 3. FARIDABAD | 2565 | 13465 | 3786 | 0 | 19816 | 367 | 11813 | 7636 | 0 | 0 |
| 4. FATEHABAD | 780 | 4036 | 1169 | 0 | 5985 | 222 | 3585 | 2178 | 0 | 0 |
| 5. GURGAON | 8494 | 23702 | 723 | 3132 | 36051 | 361 | 22091 | 13559 | 4 | 36 |
| 6. HISSAR | 912 | 12330 | 9692 | 0 | 22934 | 612 | 8936 | 13386 | 0 | 0 |
| 7. JHAJJAR | 427 | 15665 | 0 | 37 | 16129 | 226 | 10761 | 5142 | 0 | 0 |
| 8. JIND | 572 | 9478 | 405 | 0 | 10455 | 866 | 3982 | 5607 | 0 | 0 |
| 9. KAITHAL | 593 | 8920 | 206 | 0 | 9719 | 276 | 5296 | 4147 | 0 | 0 |
| 10. KARNAL | 1159 | 14118 | 0 | 0 | 15277 | 369 | 8849 | 6059 | 0 | 0 |
| 11. KURUKSHETRA | 1806 | 11332 | 205 | 0 | 13343 | 471 | 7336 | 5536 | 0 | 0 |
| 12. MAHENDERGARH | 641 | 5674 | 1732 | 0 | 8047 | 327 | 3527 | 4193 | 0 | 0 |
| 13. PANCHKULA* | 916 | 5431 | 51 | 52 | 6450 | 66 | 3039 | 3293 | 0 | 52 |
| 14. PANIPAT | 2252 | 8476 | 0 | 0 | 10728 | 6357 | 3818 | 553 | 0 | 0 |
| 15. REWARI | 1188 | 10155 | 652 | 0 | 11995 | 413 | 7571 | 4011 | 0 | 0 |
| 16. ROHTAK | 537 | 13192 | 2144 | 53 | 15926 | 298 | 7335 | 8240 | 0 | 53 |
| 17. SIRSA | 869 | 5885 | 1857 | 0 | 8611 | 403 | 5058 | 3118 | 0 | 32 |
| 18. SONEPAT | 3072 | 9913 | 1384 | 0 | 14369 | 307 | 7180 | 6721 | 0 | 161 |
| 19. YAMUNA NAGAR | 1976 | 11364 | 640 | 0 | 13980 | 385 | 8343 | 5252 | 0 | 0 |
| STATE TOTAL : | 32288 | 205554 | 26845 | 13943 | 278630 | 13281 | 144522 | 120419 | 74 | 334 |

DISTRICT CENTRAL COOPERATIVE BANKS
(BANKWISE AND CONSOLIDATED) BORROWINGS FROM SCB / NABARD, GOVT. OF INDIA, COMMERCIAL BANKS,
5. GUJARAT
(AS ON 31st MARCH)

TABLE - IV
CASH CREDIT & OVERDRAFTS AND OTHERS
DURING 2005-2006

(Rs. IN LAKHS)

| NAME OF THE DISTRICT CENTRAL COOPERATIVE BANKS IN THE STATE | BORROWINGS FROM SCB / NABARD | | | | | TOTAL LOANS FROM SCB/NABARD (24 TO 28) | LOANS FROM | | CASH CREDIT AND OVER- DRAFTS | TOTAL BORROW- INGS (29 TO 32) |
|--|------------------------------|----------------|------------------|----------------|-------|---|------------|--------------------------|--|--|
| | AGRICULTURAL | | NON-AGRICULTURAL | | OTHER | | GOVT. | COMMER- CIAL BANKS | | |
| | SHORT TERM | MEDIUM TERM | SHORT TERM | MEDIUM TERM | | | | | | |
| 1 | 24 | 25 | 26 | 27 | 28 | 29 | 30 | 31 | 32 | 33 |
| 1. AHMEDABAD | 25 | 0 | 2925 | 0 | 0 | 2950 | 0 | 0 | 0 | 2950 |
| 2. AMRELI | 3000 | 0 | 3285 | 6 | 15 | 6306 | 0 | 0 | 0 | 6306 |
| 3. BANASKANTHA | 2024 | 0 | 1268 | 0 | 329 | 3621 | 0 | 0 | 0 | 3621 |
| 4. BARODA | 2590 | 4227 | 106 | 1650 | 0 | 8573 | 0 | 0 | 0 | 8573 |
| 5. BHAVANAGAR | 18849 | 0 | 3305 | 345 | 0 | 22499 | 0 | 0 | 0 | 22499 |
| 6. BROACH | 0 | 2280 | 101 | 123 | 2800 | 5304 | 312 | 0 | 0 | 5616 |
| 7. JAMNAGAR | 8200 | 0 | 2904 | 2 | 0 | 11106 | 0 | 0 | 0 | 11106 |
| 8. JUNAGADH | 10360 | 3200 | 589 | 7 | 1472 | 15628 | 0 | 0 | 0 | 15628 |
| 9. KACHCHH | 877 | 70 | 1500 | 192 | 148 | 2787 | 0 | 0 | 0 | 2787 |
| 10. KAIRA | 2430 | 0 | 0 | 240 | 0 | 2670 | 0 | 0 | 3120 | 5790 |
| 11. KODINAR | 2460 | 155 | 573 | 61 | 0 | 3249 | 0 | 0 | 0 | 3249 |
| 12. MEHSANA | 0 | 0 | 784 | 0 | 28 | 812 | 0 | 0 | 0 | 812 |
| 13. PANCHMAHALS | 8752 | 670 | 1441 | 3000 | 85 | 13948 | 0 | 0 | 0 | 13948 |
| 14. SABARKANTHA | 0 | 0 | 2786 | 1392 | 0 | 4178 | 0 | 0 | 76 | 4254 |
| 15. SHR RAJKOT | 1800 | 7770 | 0 | 2337 | 0 | 11907 | 0 | 0 | 0 | 11907 |
| 16. SURAT | 0 | 0 | 0 | 0 | 212 | 212 | 0 | 0 | 0 | 212 |
| 17. SURENDRANAGAR | 800 | 4402 | 2009 | 1058 | 755 | 16224 | 0 | 193 | 0 | 16417 |
| 18. VALSAD | 596 | 0 | 542 | 252 | 0 | 1390 | 0 | 0 | 0 | 1390 |
| STATE TOTAL : | 69963 | 22774 | 24118 | 10665 | 5844 | 133364 | 312 | 193 | 3196 | 137065 |
| 6. HARYANA | | | | | | | | | | |
| 1. AMBALA | 7795 | 700 | 1593 | 0 | 122 | 10210 | 0 | 0 | 0 | 10210 |
| 2. BHIWANI | 8283 | 0 | 6188 | 632 | 180 | 15283 | 0 | 0 | 0 | 15283 |
| 3. FARIDABAD | 7070 | 590 | 2184 | 40 | 0 | 9884 | 0 | 0 | 0 | 9884 |
| 4. FATEHABAD | 12019 | 394 | 2093 | 546 | 1288 | 16340 | 0 | 0 | 0 | 16340 |
| 5. GURGAON | 2200 | 350 | 1796 | 179 | 0 | 4525 | 187 | 0 | 0 | 4712 |
| 6. HISSAR | 14665 | 3150 | 2476 | 832 | 134 | 21257 | 0 | 0 | 0 | 21257 |
| 7. JHAJJAR | 2670 | 50 | 236 | 79 | 0 | 3035 | 0 | 0 | 0 | 3035 |
| 8. JIND | 13490 | 1270 | 511 | 315 | 0 | 15586 | 0 | 0 | 0 | 15586 |
| 9. KAITHAL | 11800 | 1070 | 1770 | 134 | 1455 | 16229 | 0 | 0 | 0 | 16229 |
| 10. KARNAL | 14470 | 0 | 2550 | 4557 | 0 | 21577 | 0 | 0 | 0 | 21577 |
| 11. KURUKSHETRA | 6275 | 1300 | 3417 | 0 | 1400 | 12392 | 0 | 0 | 0 | 12392 |
| 12. MAHENDERGARH | 7445 | 290 | 902 | 128 | 0 | 8765 | 0 | 0 | 0 | 8765 |
| 13. PANCHKULA* | 3290 | 1200 | 298 | 195 | 0 | 4983 | 0 | 0 | 0 | 4983 |
| 14. PANIPAT | 9406 | 2550 | 1797 | 932 | 0 | 14685 | 0 | 0 | 0 | 14685 |
| 15. REWARI | 3790 | 600 | 310 | 0 | 41 | 4741 | 0 | 0 | 0 | 4741 |
| 16. ROHTAK | 600 | 438 | 2 | 4 | 0 | 1044 | 0 | 0 | 0 | 1044 |
| 17. SIRSA | 13252 | 450 | 1863 | 98 | 0 | 15663 | 0 | 0 | 0 | 15663 |
| 18. SONEPAT | 10060 | 314 | 656 | 328 | 1600 | 12958 | 0 | 0 | 0 | 12958 |
| 19. YAMUNA NAGAR | 7825 | 0 | 505 | 2827 | 0 | 11157 | 0 | 0 | 0 | 11157 |
| STATE TOTAL : | 156405 | 14716 | 31147 | 11826 | 6220 | 220314 | 187 | 0 | 0 | 220501 |

DISTRICT CENTRAL COOPERATIVE BANKS

TABLE - V

(BANKWISE AND CONSOLIDATED) WORKING CAPITAL, CASH AND BALANCES WITH BANKS, CALL DEPOSITS

5. GUJARAT

AND DETAILS OF INVESTMENTS WITH VARIOUS AGENCIES

(AS ON 31st MARCH)

DURING 2005-2006

(Rs. IN LAKHS)

| NAME OF THE DISTRICT CENTRAL COOPERATIVE BANKS IN THE STATE | WORKING CAPITAL | CASH ON HAND | BALANCES WITH BANKS | CALL DEPOSITS | DETAILS OF INVESTMENTS | | | | | TOTAL INVESTMENTS (38 TO 42) |
|---|-----------------|--------------|---------------------|---------------|------------------------|--------------------|------------------------|----------------|-------------------|------------------------------|
| | | | | | IN GOVT. SECURITIES | DEBENTURES OF LDBs | OTHER TRUSTEE SECURITY | FIXED DEPOSITS | OTHER INVESTMENTS | |
| 1 | 34 | 35 | 36 | 37 | 38 | 39 | 40 | 41 | 42 | 43 |
| 1. AHMEDABAD | 200189 | 3926 | 1746 | 2600 | 48781 | 0 | 5586 | 44165 | 263 | 98795 |
| 2. AMRELI | 22826 | 711 | 628 | 0 | 425 | 0 | 0 | 2750 | 113 | 3288 |
| 3. BANASKANTHA | 62804 | 2988 | 304 | 2300 | 8545 | 0 | 681 | 6056 | 138 | 15420 |
| 4. BARODA | 44101 | 812 | 719 | 0 | 25 | 0 | 5 | 3824 | 370 | 4224 |
| 5. BHAVANAGAR | 64466 | 791 | 394 | 201 | 30 | 0 | 70 | 7482 | 210 | 7792 |
| 6. BROACH | 54676 | 853 | 401 | 0 | 7079 | 0 | 933 | 11184 | 60 | 19256 |
| 7. JAMNAGAR | 31354 | 134 | 4824 | 0 | 5 | 0 | 0 | 3500 | 117 | 3622 |
| 8. JUNAGADH | 31191 | 256 | 461 | 0 | 10 | 0 | 0 | 3754 | 72 | 3836 |
| 9. KACHCHH | 8428 | 147 | 301 | 0 | 0 | 0 | 0 | 1009 | 27 | 1036 |
| 10. KAIRA | 41553 | 585 | 315 | 0 | 0 | 0 | 0 | 9796 | 850 | 10646 |
| 11. KODINAR | 6651 | 42 | 214 | 0 | 35 | 0 | 0 | 414 | 37 | 486 |
| 12. MEHSANA | 56819 | 1748 | 2353 | 12337 | 13854 | 0 | 2650 | 90 | 4500 | 21094 |
| 13. PANCHMAHALS | 56482 | 75 | 100 | 0 | 51 | 0 | 0 | 5625 | 60 | 5736 |
| 14. SABARKANTHA | 53209 | 2429 | 3108 | 902 | 12000 | 0 | 0 | 5333 | 52 | 17385 |
| 15. SHR RAJKOT | 93908 | 1617 | 1325 | 0 | 11038 | 0 | 525 | 5804 | 1360 | 18727 |
| 16. SURAT | 143296 | 1986 | 3745 | 0 | 6930 | 0 | 17436 | 87978 | 48 | 112392 |
| 17. SURENDRANAGAR | 33779 | 418 | 610 | 0 | 0 | 0 | 0 | 1564 | 84 | 1648 |
| 18. VALSAD | 27053 | 639 | 1578 | 450 | 588 | 0 | 303 | 0 | 0 | 891 |
| STATE TOTAL : | 1032785 | 20157 | 23126 | 18790 | 109396 | 0 | 28189 | 200328 | 8361 | 346274 |
| 6. HARYANA | | | | | | | | | | |
| 1. AMBALA | 28151 | 318 | 652 | 0 | 0 | 0 | 0 | 4612 | 227 | 4839 |
| 2. BHIWANI | 42175 | 575 | 1634 | 6325 | 0 | 0 | 0 | 0 | 367 | 367 |
| 3. FARIDABAD | 37392 | 672 | 1425 | 0 | 1185 | 0 | 0 | 4960 | 206 | 6351 |
| 4. FATEHABAD | 27077 | 386 | 93 | 0 | 0 | 0 | 0 | 1455 | 381 | 1836 |
| 5. GURGAON | 50165 | 421 | 1174 | 0 | 70 | 0 | 0 | 16495 | 125 | 16690 |
| 6. HISSAR | 50599 | 1039 | 521 | 0 | 0 | 0 | 25 | 5918 | 516 | 6459 |
| 7. JHAJJAR | 23340 | 424 | 1082 | 0 | 0 | 0 | 0 | 4300 | 129 | 4429 |
| 8. JIND | 29589 | 454 | 341 | 0 | 0 | 0 | 0 | 2575 | 365 | 2940 |
| 9. KAITHAL | 30180 | 263 | 307 | 0 | 0 | 0 | 0 | 2500 | 308 | 2808 |
| 10. KARNAL | 44353 | 454 | 664 | 0 | 0 | 0 | 25 | 4059 | 754 | 4838 |
| 11. KURUKSHETRA | 30319 | 540 | 2181 | 0 | 0 | 0 | 0 | 3640 | 170 | 3810 |
| 12. MAHENDERGARH | 20289 | 302 | 562 | 0 | 0 | 0 | 0 | 1915 | 212 | 2127 |
| 13. PANCHKULA* | 13940 | 144 | 279 | 0 | 0 | 0 | 0 | 1766 | 113 | 1879 |
| 14. PANIPAT | 31124 | 247 | 741 | 0 | 0 | 0 | 0 | 3218 | 260 | 3478 |
| 15. REWARI | 20069 | 230 | 71095 | 0 | 0 | 0 | 0 | 3119 | 107 | 3226 |
| 16. ROHTAK | 20635 | 390 | 772 | 0 | 0 | 0 | 0 | 4303 | 100 | 4403 |
| 17. SIRSA | 28388 | 331 | 239 | 0 | 0 | 0 | 0 | 2116 | 391 | 2507 |
| 18. SONEPAT | 33184 | 402 | 806 | 0 | 0 | 0 | 0 | 3450 | 268 | 3718 |
| 19. YAMUNA NAGAR | 29873 | 313 | 516 | 0 | 0 | 0 | 0 | 3715 | 300 | 4015 |
| STATE TOTAL : | 590842 | 7905 | 85084 | 6325 | 1255 | 0 | 50 | 74116 | 5299 | 80720 |

**DISTRICT CENTRAL COOPERATIVE BANKS
(BANKWISE AND CONSOLIDATED)**

5. GUJARAT
(AS ON 31st MARCH)

**TABLE - VI (A)
LOANS ISSUED - SHORT TERM AGRICULTURAL
AND SHORT TERM NON-AGRICULTURAL
DURING 2005-2006**

(Rs. IN LAKHS)

| NAME OF THE DISTRICT CENTRAL COOPERATIVE BANKS IN THE STATE | SHORT TERM AGRICULTURAL | | | | SHORT TERM NON-AGRICULTURAL | | | |
|--|--|--------------------------|---------------------------------------|------------------------------------|-----------------------------|---------------------------|--------|--|
| | SEASONAL AGRICULTURAL OPERATIONS | MARKETING OF CROPS | OTHERS INCLUDING SUPPLY & DIST. | TOTAL S. T. AGRI. (44 TO 46) | INDUSTRIAL PURPOSES | CONSUMP- TION LOANS | OTHERS | TOTAL S. T. NON-AGRI. (48 TO 50) |
| 1 | 44 | 45 | 46 | 47 | 48 | 49 | 50 | 51 |
| 1. AHMEDABAD | 41692 | 0 | 0 | 41692 | 0 | 0 | 3368 | 3368 |
| 2. AMRELI | 15039 | 0 | 0 | 15039 | 2880 | 0 | 0 | 2880 |
| 3. BANASKANTHA | 12055 | 0 | 0 | 12055 | 0 | 0 | 8020 | 8020 |
| 4. BARODA | 3419 | 0 | 0 | 3419 | 5 | 5303 | 0 | 5308 |
| 5. BHAVANAGAR | 38834 | 150 | 0 | 38984 | 0 | 0 | 21359 | 21359 |
| 6. BROACH | 6419 | 775 | 0 | 7194 | 13740 | 0 | 241 | 13981 |
| 7. JAMNAGAR | 19427 | 0 | 0 | 19427 | 0 | 0 | 0 | 0 |
| 8. JUNAGADH | 14423 | 0 | 0 | 14423 | 0 | 0 | 3996 | 3996 |
| 9. KACHCHH | 2303 | 0 | 0 | 2303 | 0 | 0 | 0 | 0 |
| 10. KAIRA | 6851 | 0 | 393 | 7244 | 0 | 0 | 832 | 832 |
| 11. KODINAR | 3002 | 0 | 0 | 3002 | 103 | 139 | 294 | 536 |
| 12. MEHSANA | 11952 | 0 | 0 | 11952 | 0 | 0 | 0 | 0 |
| 13. PANCHMAHALS | 1671 | 0 | 0 | 1671 | 0 | 0 | 0 | 0 |
| 14. SABARKANTHA | 16968 | 2749 | 538 | 20255 | 530 | 0 | 0 | 530 |
| 15. SHR RAJKOT | 64714 | 211 | 0 | 64925 | 2810 | 5229 | 5089 | 13128 |
| 16. SURAT | 4197 | 111 | 0 | 4308 | 0 | 0 | 8756 | 8756 |
| 17. SURENDRANAGAR | 11249 | 0 | 0 | 11249 | 0 | 0 | 2253 | 2253 |
| 18. VALSAD | 3485 | 923 | 26382 | 30790 | 53 | 5183 | 4371 | 9607 |
| STATE TOTAL : | 277700 | 4919 | 27313 | 309932 | 20121 | 15854 | 58579 | 94554 |
| 6. HARYANA | | | | | | | | |
| 1. AMBALA | 23372 | 0 | 0 | 23372 | 0 | 68 | 4603 | 4671 |
| 2. BHIWANI | 25356 | 0 | 0 | 25356 | 0 | 86 | 603 | 689 |
| 3. FARIDABAD | 25578 | 0 | 0 | 25578 | 910 | 16 | 0 | 926 |
| 4. FATEHABAD | 23708 | 0 | 0 | 23708 | 0 | 138 | 1041 | 1179 |
| 5. GURGAON | 21987 | 0 | 0 | 21987 | 0 | 0 | 1531 | 1531 |
| 6. HISSAR | 34725 | 0 | 0 | 34725 | 0 | 50 | 5904 | 5954 |
| 7. JHAJJAR | 20912 | 0 | 0 | 20912 | 2886 | 2 | 0 | 2888 |
| 8. JIND | 24570 | 0 | 0 | 24570 | 0 | 0 | 3523 | 3523 |
| 9. KAITHAL | 25745 | 0 | 0 | 25745 | 0 | 343 | 699 | 1042 |
| 10. KARNAL | 33463 | 0 | 0 | 33463 | 0 | 379 | 271 | 650 |
| 11. KURUKSHETRA | 23338 | 0 | 793 | 24131 | 271 | 428 | 676 | 1375 |
| 12. MAHENDERGARH | 9867 | 0 | 2 | 9869 | 6 | 32 | 1364 | 1402 |
| 13. PANCHKULA* | 9151 | 0 | 0 | 9151 | 0 | 0 | 1189 | 1189 |
| 14. PANIPAT | 23777 | 0 | 0 | 23777 | 58 | 46 | 5788 | 5892 |
| 15. REWARI | 16693 | 0 | 0 | 16693 | 0 | 0 | 2411 | 2411 |
| 16. ROHTAK | 7823 | 0 | 158 | 7981 | 15 | 0 | 108 | 123 |
| 17. SIRSA | 26398 | 0 | 0 | 26398 | 0 | 4 | 221 | 225 |
| 18. SONEPAT | 24605 | 0 | 1830 | 26435 | 6694 | 20 | 6 | 6720 |
| 19. YAMUNA NAGAR | 18637 | 0 | 0 | 18637 | 0 | 127 | 1843 | 1970 |
| STATE TOTAL : | 419705 | 0 | 2783 | 422488 | 10840 | 1739 | 31781 | 44360 |

**DISTRICT CENTRAL COOPERATIVE BANKS
(BANKWISE AND CONSOLIDATED)**

5. GUJARAT

(AS ON 31st MARCH)

**TABLE - VI (B)
LOANS ISSUED - MEDIUM TERM AGRICULTURAL
AND MEDIUM TERM NON-AGRICULTURAL
DURING 2005-2006**

(Rs. IN LAKHS)

| NAME OF THE DISTRICT CENTRAL COOPERATIVE BANKS IN THE STATE | MEDIUM TERM AGRICULTURAL | | | | MEDIUM TERM NON-AGRICULTURAL | | | OTHER LOANS & ADVANCES | TOTAL LOANS & ADVANCES (47+51+55+58+59) |
|--|--------------------------|---------------------|--------|-----------------------------------|------------------------------|--------|--|---------------------------|---|
| | MINOR IRRIGATION | ANIMAL HUSBANDRY | OTHERS | TOTAL M. T. AGRI (52 TO 54) | PURCHASE OF SHARES | OTHERS | TOTAL M. T. NON-AGRI. (56 TO 57) | | |
| 1 | 52 | 53 | 54 | 55 | 56 | 57 | 58 | 59 | 60 |
| 1. AHMEDABAD | 451 | 78 | 13 | 542 | 0 | 6772 | 6772 | 20700 | 73074 |
| 2. AMRELI | 215 | 16 | 1557 | 1788 | 0 | 189 | 189 | 38 | 19934 |
| 3. BANASKANTHA | 0 | 0 | 5676 | 5676 | 0 | 1675 | 1675 | 6 | 27432 |
| 4. BARODA | 3 | 0 | 0 | 3 | 1 | 31 | 32 | 10 | 8772 |
| 5. BHAVANAGAR | 117 | 0 | 725 | 842 | 0 | 498 | 498 | 0 | 61683 |
| 6. BROACH | 80 | @ | 7 | 87 | 0 | 28 | 28 | 240 | 21530 |
| 7. JAMNAGAR | 179 | 1998 | 0 | 2177 | 0 | 82 | 82 | 5953 | 27639 |
| 8. JUNAGADH | 0 | 0 | 559 | 559 | 0 | 75 | 75 | 1804 | 20857 |
| 9. KACHCHH | 296 | 0 | 14 | 310 | 0 | 13 | 13 | 0 | 2626 |
| 10. KAIRA | 16 | 57 | 137 | 210 | 0 | 191 | 191 | 106 | 8583 |
| 11. KODINAR | 203 | 0 | 4 | 207 | 0 | 71 | 71 | 0 | 3816 |
| 12. MEHSANA | 1198 | 14 | 0 | 1212 | 115 | 0 | 115 | 0 | 13279 |
| 13. PANCHMAHALS | 0 | 0 | 0 | 0 | 0 | 0 | 0 | 0 | 1671 |
| 14. SABARKANTHA | 1007 | 124 | 914 | 2045 | 0 | 1799 | 1799 | 4585 | 29214 |
| 15. SHR RAJKOT | 1187 | 221 | 2992 | 4400 | 0 | 2653 | 2653 | 2720 | 87826 |
| 16. SURAT | 0 | 159 | 1831 | 1990 | 0 | 3571 | 3571 | 1628 | 20253 |
| 17. SURENDRANAGAR | 5 | 0 | 0 | 5 | 0 | 87 | 87 | 123 | 13717 |
| 18. VALSAD | 326 | 0 | 0 | 326 | 0 | 285 | 285 | 0 | 41008 |
| STATE TOTAL : | 5283 | 2667 | 14429 | 22379 | 116 | 18020 | 18136 | 37913 | 482914 |
| 6. HARYANA | | | | | | | | | |
| 1. AMBALA | 0 | 200 | 781 | 981 | 0 | 563 | 563 | 1270 | 30857 |
| 2. BHIWANI | 0 | 0 | 1207 | 1207 | 0 | 253 | 253 | 2130 | 29635 |
| 3. FARIDABAD | 189 | 0 | 0 | 189 | 309 | 253 | 562 | 4564 | 31819 |
| 4. FATEHABAD | 0 | 0 | 370 | 370 | 0 | 1325 | 1325 | 1667 | 28249 |
| 5. GURGAON | 0 | 48 | 1412 | 1460 | 0 | 342 | 342 | 2349 | 27669 |
| 6. HISSAR | 0 | 0 | 69 | 69 | 0 | 1123 | 1123 | 0 | 41871 |
| 7. JHAJJAR | 411 | 0 | 0 | 411 | 0 | 436 | 436 | 49 | 24696 |
| 8. JIND | 0 | 0 | 83 | 83 | 0 | 435 | 435 | 0 | 28611 |
| 9. KAITHAL | 0 | 60 | 1585 | 1645 | 0 | 198 | 198 | 2152 | 30782 |
| 10. KARNAL | 0 | 61 | 596 | 657 | 0 | 853 | 853 | 7063 | 42686 |
| 11. KURUKSHETRA | 0 | 1801 | 0 | 1801 | 0 | 221 | 221 | 8796 | 36324 |
| 12. MAHENDERGARH | 10 | 150 | 1628 | 1788 | 0 | 289 | 289 | 177 | 13525 |
| 13. PANCHKULA* | 0 | 0 | 79 | 79 | 0 | 485 | 485 | 54 | 10958 |
| 14. PANIPAT | 0 | 1473 | 176 | 1649 | 0 | 629 | 629 | 40 | 31987 |
| 15. REWARI | 0 | 0 | 271 | 271 | 0 | 183 | 183 | 166 | 19724 |
| 16. ROHTAK | 27 | 276 | 0 | 303 | 0 | 471 | 471 | 7016 | 15894 |
| 17. SIRSA | 0 | 50 | 228 | 278 | 0 | 184 | 184 | 499 | 27584 |
| 18. SONPAT | 0 | 22 | 1755 | 1777 | 0 | 495 | 495 | 0 | 35427 |
| 19. YAMUNA NAGAR | 0 | 1988 | 172 | 2160 | 0 | 575 | 575 | 2742 | 26084 |
| STATE TOTAL : | 637 | 6129 | 10412 | 17178 | 309 | 9313 | 9622 | 40734 | 534382 |

**DISTRICT CENTRAL COOPERATIVE BANKS
(BANKWISE AND CONSOLIDATED)**

**5. GUJARAT
(AS ON 31st MARCH)**

**TABLE - VII (A)
LOANS OUTSTANDING - SHORT TERM AGRICULTURAL
AND SHORT TERM NON-AGRICULTURAL
DURING 2005-2006**

(Rs. IN LAKHS)

| NAME OF THE DISTRICT CENTRAL COOPERATIVE BANKS IN THE STATE | SHORT TERM AGRICULTURAL | | | | SHORT TERM NON-AGRICULTURAL | | | |
|--|--|--------------------------|---------------------------------------|-------------------------------------|-----------------------------|---------------------------|--------|--|
| | SEASONAL AGRICULTURAL OPERATIONS | MARKETING OF CROPS | OTHERS INCLUDING SUPPLY & DIST. | TOTAL S. T. AGRIL. (61 TO 63) | INDUSTRIAL PURPOSES | CONSUMP- TION LOANS | OTHERS | TOTAL S. T. NON-AGRI. (65 TO 67) |
| 1 | 61 | 62 | 63 | 64 | 65 | 66 | 67 | 68 |
| 1. AHMEDABAD | 38662 | 0 | 4 | 38666 | 0 | 0 | 7469 | 7469 |
| 2. AMRELI | 9197 | 0 | 0 | 9197 | 1970 | 0 | 0 | 1970 |
| 3. BANASKANTHA | 9736 | 0 | 0 | 9736 | 0 | 0 | 5546 | 5546 |
| 4. BARODA | 5471 | 0 | 0 | 5471 | 5 | 7791 | 0 | 7796 |
| 5. BHAVANAGAR | 35362 | 169 | 0 | 35531 | 0 | 0 | 5607 | 5607 |
| 6. BROACH | 6348 | 656 | 0 | 7004 | 6329 | 0 | 1137 | 7466 |
| 7. JAMNAGAR | 16774 | 0 | 0 | 16774 | 0 | 0 | 115 | 115 |
| 8. JUNAGADH | 11571 | 19 | 0 | 11590 | 0 | 0 | 6678 | 6678 |
| 9. KACHCHH | 2414 | 0 | 0 | 2414 | 0 | 0 | 353 | 353 |
| 10. KAIRA | 8183 | 296 | 2940 | 11419 | 0 | 0 | 6655 | 6655 |
| 11. KODINAR | 2896 | 0 | 0 | 2896 | 268 | 113 | 277 | 658 |
| 12. MEHSANA | 4741 | 0 | 0 | 4741 | 0 | 0 | 148 | 148 |
| 13. PANCHMAHALS | 15876 | 0 | 0 | 15876 | 0 | 45 | 0 | 45 |
| 14. SABARKANTHA | 12930 | 1577 | 689 | 15196 | 601 | 0 | 0 | 601 |
| 15. SHR RAJKOT | 36906 | 118 | 0 | 37024 | 2736 | 3244 | 2520 | 8500 |
| 16. SURAT | 2046 | 0 | 111 | 2157 | 0 | 0 | 9229 | 9229 |
| 17. SURENDRANAGAR | 9795 | 0 | 0 | 9795 | 8 | 0 | 9728 | 9736 |
| 18. VALSAD | 4077 | 0 | 6610 | 10687 | 117 | 432 | 765 | 1314 |
| STATE TOTAL : | 232985 | 2835 | 10354 | 246174 | 12034 | 11625 | 56227 | 79886 |
| 6. HARYANA | | | | | | | | |
| 1. AMBALA | 15886 | 0 | 0 | 15886 | 1 | 31 | 1093 | 1125 |
| 2. BHIWANI | 21710 | 0 | 0 | 21710 | 0 | 55 | 533 | 588 |
| 3. FARIDABAD | 19371 | 0 | 0 | 19371 | 1082 | 6 | 0 | 1088 |
| 4. FATEHABAD | 16506 | 0 | 0 | 16506 | 0 | 76 | 590 | 666 |
| 5. GURGAON | 20675 | 0 | 0 | 20675 | 6 | 0 | 1011 | 1017 |
| 6. HISSAR | 27546 | 0 | 0 | 27546 | 0 | 25 | 5098 | 5123 |
| 7. JHAJJAR | 14119 | 0 | 0 | 14119 | 815 | 3 | 0 | 818 |
| 8. JIND | 20393 | 0 | 0 | 20393 | 0 | 0 | 1655 | 1655 |
| 9. KAITHAL | 20307 | 0 | 0 | 20307 | 0 | 178 | 439 | 617 |
| 10. KARNAL | 24947 | 0 | 0 | 24947 | 8 | 113 | 2407 | 2528 |
| 11. KURUKSHETRA | 13024 | 0 | 643 | 13667 | 157 | 175 | 323 | 655 |
| 12. MAHENDERGARH | 9867 | 0 | 2 | 9869 | 5 | 33 | 1264 | 1302 |
| 13. PANCHKULA* | 6919 | 0 | 0 | 6919 | 0 | 0 | 2046 | 2046 |
| 14. PANIPAT | 15518 | 0 | 0 | 15518 | 53 | 24 | 5293 | 5370 |
| 15. REWARI | 11682 | 0 | 0 | 11682 | 0 | 2 | 1284 | 1286 |
| 16. ROHTAK | 9436 | 0 | 0 | 9436 | 16 | 1 | 116 | 133 |
| 17. SIRSA | 19574 | 0 | 0 | 19574 | 0 | 2 | 292 | 294 |
| 18. SONEPAT | 19563 | 0 | 28 | 19591 | 3203 | 4 | 3 | 3210 |
| 19. YAMUNA NAGAR | 12830 | 0 | 0 | 12830 | 0 | 52 | 892 | 944 |
| STATE TOTAL : | 319873 | 0 | 673 | 320546 | 5346 | 780 | 24339 | 30465 |

**DISTRICT CENTRAL COOPERATIVE BANKS
(BANKWISEWISE AND CONSOLIDATEI
5. GUJARAT
(AS ON 31st MARCH)**

**TABLE - VII (B)
LOANS OUTSTANDING - MEDIUM TERM AGRICULTURAL
AND MEDIUM TERM NON-AGRICULTURAL
DURING 2005-2006**

(Rs. IN LAKHS)

| NAME OF THE STATES (DISTRICT CENTRAL COOPERATIVE BANKS STATE WISE TOTAL) | MEDIUM TERM AGRICULTURAL | | | | MEDIUM TERM NON-AGRICULTURAL | | | OTHER LOANS OUTSTANDING | TOTAL LOANS OUTSTANDING (64+68+72+75+76) |
|---|--------------------------|---------------------|--------|------------------------------------|------------------------------|--------|--|----------------------------|--|
| | MINOR IRRIGATION | ANIMAL HUSBANDRY | OTHERS | TOTAL M. T. AGRI. (69 TO 71) | PURCHASE OF SHARES | OTHERS | TOTAL M. T. NON-AGRI. (73 TO 74) | | |
| 1 | 69 | 70 | 71 | 72 | 73 | 74 | 75 | 76 | 77 |
| 1. AHMEDABAD | 2820 | 1726 | 52 | 4598 | 0 | 12692 | 12692 | 18078 | 81503 |
| 2. AMRELI | 0 | 0 | 3218 | 3218 | 0 | 403 | 403 | 104 | 14892 |
| 3. BANASKANTHA | 0 | 0 | 17772 | 17772 | 0 | 5350 | 5350 | 353 | 38757 |
| 4. BARODA | 157 | 7407 | 0 | 7564 | 25 | 1084 | 1109 | 1838 | 23778 |
| 5. BHAVANAGAR | 356 | 0 | 7246 | 7602 | 0 | 2595 | 2595 | 0 | 51335 |
| 6. BROACH | 253 | @ | 8872 | 9125 | 0 | 868 | 868 | 683 | 25146 |
| 7. JAMNAGAR | 278 | 4373 | 0 | 4651 | 0 | 423 | 423 | 1723 | 23686 |
| 8. JUNAGADH | 0 | 0 | 3860 | 3860 | 0 | 1036 | 1036 | 2028 | 25192 |
| 9. KACHCHH | 1995 | 0 | 297 | 2292 | 0 | 103 | 103 | 941 | 6103 |
| 10. KAIRA | 109 | 118 | 4297 | 4524 | 0 | 625 | 625 | 1596 | 24819 |
| 11. KODINAR | 569 | 0 | 1296 | 1865 | 0 | 255 | 255 | 0 | 5674 |
| 12. MEHSANA | 1606 | 542 | 0 | 2148 | 259 | 750 | 1009 | 3752 | 11798 |
| 13. PANCHMAHALS | 237 | 78 | 21420 | 21735 | 0 | 1521 | 1521 | 1695 | 40872 |
| 14. SABARKANTHA | 2015 | 245 | 2255 | 4515 | 0 | 3216 | 3216 | 3357 | 26885 |
| 15. SHR RAJKOT | 2885 | 315 | 8317 | 11517 | 0 | 4549 | 4549 | 5808 | 67398 |
| 16. SURAT | 0 | 425 | 1842 | 2267 | 0 | 3814 | 3814 | 4880 | 22347 |
| 17. SURENDRANAGAR | 767 | 0 | 3677 | 4444 | 0 | 2144 | 2144 | 1230 | 27349 |
| 18. VALSAD | 1088 | 25 | 0 | 1113 | 1906 | 0 | 1906 | 0 | 15020 |
| STATE TOTAL : | 15135 | 15254 | 84421 | 114810 | 2190 | 41428 | 43618 | 48066 | 532554 |
| 6. HARYANA | | | | | | | | | |
| 1. AMBALA | 0 | 1038 | 1045 | 2083 | 0 | 855 | 855 | 1676 | 21625 |
| 2. BHIWANI | 0 | 0 | 10329 | 10329 | 0 | 671 | 671 | 1956 | 35254 |
| 3. FARIDABAD | 3129 | 0 | 0 | 3129 | 926 | 314 | 1240 | 2013 | 26841 |
| 4. FATEHABAD | 0 | 0 | 3306 | 3306 | 0 | 2080 | 2080 | 1042 | 23600 |
| 5. GURGAON | 0 | 141 | 3439 | 3580 | 0 | 930 | 930 | 2065 | 28267 |
| 6. HISSAR | 0 | 0 | 4251 | 4251 | 0 | 3042 | 3042 | 0 | 39962 |
| 7. JHAJJAR | 1034 | 0 | 0 | 1034 | 0 | 634 | 634 | 132 | 16737 |
| 8. JIND | 0 | 0 | 952 | 952 | 0 | 1406 | 1406 | 0 | 24406 |
| 9. KAITHAL | 0 | 157 | 2346 | 2503 | 0 | 644 | 644 | 1528 | 25599 |
| 10. KARNAL | 0 | 420 | 3891 | 4311 | 0 | 1220 | 1220 | 3165 | 36171 |
| 11. KURUKSHETRA | 0 | 4358 | 0 | 4358 | 0 | 347 | 347 | 3783 | 22810 |
| 12. MAHENDERGARH | 10 | 150 | 1628 | 1788 | 0 | 289 | 289 | 177 | 13425 |
| 13. PANCHKULA* | 0 | 0 | 254 | 254 | 0 | 745 | 745 | 547 | 10511 |
| 14. PANIPAT | 0 | 2364 | 1460 | 3824 | 0 | 797 | 797 | 159 | 25668 |
| 15. REWARI | 0 | 0 | 409 | 409 | 0 | 484 | 484 | 1082 | 14943 |
| 16. ROHTAK | 18 | 342 | 7 | 367 | 0 | 664 | 664 | 3848 | 14448 |
| 17. SIRSA | 0 | 223 | 2422 | 2645 | 0 | 687 | 687 | 1217 | 24417 |
| 18. SONEPAT | 0 | 89 | 2344 | 2433 | 0 | 965 | 965 | 0 | 26199 |
| 19. YAMUNA NAGAR | 0 | 2774 | 2126 | 4900 | 0 | 2170 | 2170 | 2271 | 23115 |
| STATE TOTAL : | 4191 | 12056 | 40209 | 56456 | 926 | 18944 | 19870 | 26661 | 453998 |

**DISTRICT CENTRAL COOPERATIVE BANKS
(BANKWISE AND CONSOLIDATED)
5. GUJARAT
(AS ON 31st MARCH)**

**TABLE - VIII
PURPOSE WISE DEMAND AND COLLECTION
DURING 2005-2006**

(Rs. IN LAKHS)

| NAME OF THE STATES (DISTRICT CENTRAL COOPERATIVE BANKS STATE WISE TOTAL) | DETAILS OF DEMAND | | | | | | DETAILS OF COLLECTION | | | | | |
|---|-------------------|-----------------------|-------------------|-----------------------|--------|---------------------|-----------------------|-----------------------|-------------------|-----------------------|--------|---------------------|
| | SHORT TERM | | MEDIUM TERM | | OTHERS | TOTAL (78 TO 82) | SHORT TERM | | MEDIUM TERM | | OTHERS | TOTAL (84 TO 88) |
| | AGRI- CULTURAL | NON-AGRI- CULTURAL | AGRI- CULTURAL | NON-AGRI- CULTURAL | | | AGRI- CULTURAL | NON-AGRI- CULTURAL | AGRI- CULTURAL | NON-AGRI- CULTURAL | | |
| 1 | 78 | 79 | 80 | 81 | 82 | 83 | 84 | 85 | 86 | 87 | 88 | 89 |
| 1. AHMEDABAD | 8346 | 21611 | 361 | 6027 | 0 | 36345 | 2510 | 3824 | 55 | 3446 | 0 | 9835 |
| 2. AMRELI | 14293 | 15 | 971 | 48 | 93 | 15420 | 13965 | 0 | 775 | 21 | 30 | 14791 |
| 3. BANASKANTHA | 12045 | 0 | 4986 | 930 | 0 | 17961 | 11625 | 0 | 4312 | 485 | 0 | 16422 |
| 4. BARODA | 6537 | 18 | 3147 | 56 | 0 | 9758 | 3446 | 5 | 447 | 5 | 0 | 3903 |
| 5. BHAVANAGAR | 24617 | 0 | 1133 | 1699 | 0 | 27449 | 20511 | 0 | 407 | 341 | 0 | 21259 |
| 6. BROACH | 11219 | 16791 | 639 | 1428 | 0 | 30077 | 5366 | 15668 | 364 | 584 | 0 | 21982 |
| 7. JAMNAGAR | 17804 | 5 | 599 | 310 | 360 | 19078 | 14144 | 0 | 278 | 44 | 162 | 14628 |
| 8. JUNAGADH | 16751 | 0 | 1215 | 1055 | 0 | 19021 | 5793 | 0 | 542 | 282 | 0 | 6617 |
| 9. KACHCHH | 3978 | 47 | 1079 | 0 | 191 | 5295 | 1564 | 7 | 557 | 0 | 138 | 2266 |
| 10. KAIRA | 12169 | 0 | 305 | 0 | 0 | 12474 | 9046 | 0 | 135 | 0 | 0 | 9181 |
| 11. KODINAR | 3143 | 635 | 1380 | 178 | 0 | 5336 | 2944 | 514 | 275 | 28 | 0 | 3761 |
| 12. MEHSANA | 11480 | 0 | 644 | 407 | 1254 | 13785 | 11401 | 0 | 495 | 131 | 36 | 12063 |
| 13. PANCHMAHALS | 16179 | 46 | 968 | 1470 | 0 | 18663 | 1993 | 0 | 359 | 73 | 0 | 2425 |
| 14. SABARKANTHA | 21610 | 150 | 1192 | 1142 | 497 | 24591 | 21343 | 150 | 1113 | 882 | 60 | 23548 |
| 15. SHR RAJKOT | 55064 | 0 | 2820 | 2538 | 0 | 60422 | 55045 | 0 | 2782 | 1439 | 0 | 59266 |
| 16. SURAT | 4751 | 519 | 214 | 206 | 13859 | 19549 | 4661 | 453 | 154 | 172 | 13342 | 18782 |
| 17. SURENDRANAGAR | 11337 | 9488 | 1744 | 1290 | 0 | 23859 | 9982 | 258 | 1138 | 261 | 0 | 11639 |
| 18. VALSAD | 2692 | 0 | 172 | 524 | 0 | 3388 | 2491 | 0 | 119 | 145 | 0 | 2755 |
| STATE TOTAL : | 254015 | 49325 | 23569 | 19308 | 16254 | 362471 | 197830 | 20879 | 14307 | 8339 | 13768 | 255123 |
| 6. HARYANA | | | | | | | | | | | | |
| 1. AMBALA | 25301 | 4545 | 1082 | 520 | 1808 | 33256 | 20759 | 4470 | 1018 | 411 | 1806 | 28464 |
| 2. BHIWANI | 23430 | 3448 | 4508 | 437 | 324 | 32147 | 17986 | 2921 | 2903 | 246 | 167 | 24223 |
| 3. FARIDABAD | 27547 | 1794 | 442 | 719 | 5608 | 36110 | 22209 | 1247 | 347 | 307 | 5593 | 29703 |
| 4. FATEHABAD | 23581 | 876 | 1030 | 280 | 195 | 25962 | 19608 | 837 | 812 | 59 | 100 | 21416 |
| 5. GURGAON | 27611 | 2176 | 1519 | 412 | 0 | 31718 | 19577 | 1618 | 955 | 141 | 0 | 22291 |
| 6. HISSAR | 37061 | 2848 | 1102 | 429 | 1277 | 42717 | 28456 | 2288 | 1039 | 170 | 200 | 32153 |
| 7. JHAJJAR | 21969 | 264 | 213 | 264 | 4067 | 26777 | 19279 | 264 | 180 | 159 | 4001 | 23883 |
| 8. JIND | 28843 | 5263 | 414 | 817 | 0 | 35337 | 21418 | 5111 | 317 | 323 | 0 | 27169 |
| 9. KAITHAL | 30737 | 1197 | 610 | 392 | 3236 | 36172 | 23084 | 1120 | 472 | 257 | 3230 | 28163 |
| 10. KARNAL | 39523 | 9275 | 1269 | 2551 | 0 | 52618 | 31045 | 8881 | 1111 | 2347 | 0 | 43384 |
| 11. KURUKSHETRA | 23338 | 1387 | 1289 | 116 | 11399 | 37529 | 20578 | 1351 | 1245 | 107 | 11207 | 34488 |
| 12. MAHENDERGARH | 18212 | 904 | 283 | 263 | 2016 | 21678 | 14633 | 814 | 210 | 137 | 1851 | 17645 |
| 13. PANCHKULA* | 10395 | 2623 | 92 | 439 | 421 | 13970 | 8104 | 2201 | 47 | 365 | 37 | 10754 |
| 14. PANIPAT | 25168 | 7503 | 994 | 388 | 64 | 34117 | 22196 | 7147 | 936 | 322 | 64 | 30665 |
| 15. REWARI | 16344 | 1383 | 342 | 274 | 290 | 18633 | 14551 | 1242 | 335 | 162 | 104 | 16394 |
| 16. ROHTAK | 14398 | 314 | 238 | 389 | 9532 | 24871 | 13138 | 314 | 156 | 137 | 9477 | 23222 |
| 17. SIRSA | 28141 | 245 | 1091 | 309 | 1061 | 30847 | 22709 | 232 | 903 | 193 | 563 | 24600 |
| 18. SONPAT | 30007 | 458 | 271 | 600 | 10838 | 42174 | 23612 | 446 | 270 | 388 | 10782 | 35498 |
| 19. YAMUNA NAGAR | 21498 | 4041 | 893 | 560 | 219 | 27211 | 17884 | 2983 | 548 | 351 | 115 | 21881 |
| STATE TOTAL : | 473104 | 50544 | 17682 | 10159 | 52355 | 603844 | 380826 | 45487 | 13804 | 6582 | 49297 | 495996 |

DISTRICT CENTRAL COOPERATIVE BANKS

TABLE - IX

(BANKWISE AND CONSOLIDATED) PURPOSE WISE BALANCES (OVERDUES) AND % OF OVERDUES TO DEMAND

5. GUJARAT

DURING 2005-2006

(AS ON 31st MARCH)

(RS. IN LAKHS)

(PERCENTAGE %)

| NAME OF THE STATES (DISTRICT CENTRAL COOPERATIVE BANKS STATE WISE TOTAL) | DETAILS OF BALANCES (OVERDUES) | | | | | | PERCENTAGE OF OVERDUES TO DEMAND | | | | | |
|---|--------------------------------|-----------------------|-------------------|-----------------------|-------------|---------------------|----------------------------------|-----------------------|-------------------|-----------------------|--------------|--------------|
| | SHORT TERM | | MEDIUM TERM | | OTHERS | TOTAL (90 TO 94) | SHORT TERM | | MEDIUM TERM | | OTHERS | TOTAL |
| | AGRI- CULTURAL | NON-AGRI- CULTURAL | AGRI- CULTURAL | NON-AGRI- CULTURAL | | | AGRI- CULTURAL | NON-AGRI- CULTURAL | AGRI- CULTURAL | NON-AGRI- CULTURAL | | |
| 1 | 90 | 91 | 92 | 93 | 94 | 95 | 96 | 97 | 98 | 99 | 100 | 101 |
| 1. AHMEDABAD | 5836 | 17787 | 306 | 2581 | 0 | 26510 | 69.93 | 82.31 | 84.76 | 42.82 | 0.00 | 72.94 |
| 2. AMRELI | 328 | 15 | 196 | 27 | 63 | 629 | 2.29 | 100.00 | 20.19 | 56.25 | 67.74 | 4.08 |
| 3. BANASKANTHA | 420 | 0 | 674 | 445 | 0 | 1539 | 3.49 | 0.00 | 13.52 | 47.85 | 0.00 | 8.57 |
| 4. BARODA | 3091 | 13 | 2700 | 51 | 0 | 5855 | 47.28 | 72.22 | 85.80 | 91.07 | 0.00 | 60.00 |
| 5. BHAVANAGAR | 4106 | 0 | 726 | 1358 | 0 | 6190 | 16.68 | 0.00 | 64.08 | 79.93 | 0.00 | 22.55 |
| 6. BROACH | 5853 | 1123 | 275 | 844 | 0 | 8095 | 52.17 | 6.69 | 43.04 | 59.10 | 0.00 | 26.91 |
| 7. JAMNAGAR | 3660 | 5 | 321 | 266 | 198 | 4450 | 20.56 | 100.00 | 53.59 | 85.81 | 55.00 | 23.33 |
| 8. JUNAGADH | 10958 | 0 | 673 | 773 | 0 | 12404 | 65.42 | 0.00 | 55.39 | 73.27 | 0.00 | 65.21 |
| 9. KACHCHH | 2414 | 40 | 522 | 0 | 53 | 3029 | 60.68 | 85.11 | 48.38 | 0.00 | 27.75 | 57.20 |
| 10. KAIRA | 3123 | 0 | 170 | 0 | 0 | 3293 | 25.66 | 0.00 | 55.74 | 0.00 | 0.00 | 26.40 |
| 11. KODINAR | 199 | 121 | 1105 | 150 | 0 | 1575 | 6.33 | 19.06 | 80.07 | 84.27 | 0.00 | 29.52 |
| 12. MEHSANA | 79 | 0 | 149 | 276 | 1218 | 1722 | 0.69 | 0.00 | 23.14 | 67.81 | 97.13 | 12.49 |
| 13. PANCHMAHALS | 14186 | 46 | 609 | 1397 | 0 | 16238 | 87.68 | 100.00 | 62.91 | 95.03 | 0.00 | 87.01 |
| 14. SABARKANTHA | 267 | 0 | 79 | 260 | 437 | 1043 | 1.24 | 0.00 | 6.63 | 22.77 | 87.93 | 4.24 |
| 15. SHR RAJKOT | 19 | 0 | 38 | 1099 | 0 | 1156 | 0.03 | 0.00 | 1.35 | 43.30 | 0.00 | 1.91 |
| 16. SURAT | 90 | 66 | 60 | 34 | 517 | 767 | 1.89 | 12.72 | 28.04 | 16.50 | 3.73 | 3.92 |
| 17. SURENDRANAGAR | 1355 | 9230 | 606 | 1029 | 0 | 12220 | 11.95 | 97.28 | 34.75 | 79.77 | 0.00 | 51.22 |
| 18. VALSAD | 201 | 0 | 53 | 379 | 0 | 633 | 7.47 | 0.00 | 30.81 | 72.33 | 0.00 | 18.68 |
| STATE TOTAL : | 56185 | 28446 | 9262 | 10969 | 2486 | 107348 | 22.12 | 57.67 | 39.30 | 56.81 | 15.29 | 29.62 |
| 6. HARYANA | | | | | | | | | | | | |
| 1. AMBALA | 4542 | 75 | 64 | 109 | 2 | 4792 | 17.95 | 1.65 | 5.91 | 20.96 | 0.11 | 14.41 |
| 2. BHIWANI | 5444 | 527 | 1605 | 191 | 157 | 7924 | 23.24 | 15.28 | 35.60 | 43.71 | 48.46 | 24.65 |
| 3. FARIDABAD | 5338 | 547 | 95 | 412 | 15 | 6407 | 19.38 | 30.49 | 21.49 | 57.30 | 0.27 | 17.74 |
| 4. FATEHABAD | 3973 | 39 | 218 | 221 | 95 | 4546 | 16.85 | 4.45 | 21.17 | 78.93 | 48.72 | 17.51 |
| 5. GURGAON | 8034 | 558 | 564 | 271 | 0 | 9427 | 29.10 | 25.64 | 37.13 | 65.78 | 0.00 | 29.72 |
| 6. HISSAR | 8605 | 560 | 63 | 259 | 1077 | 10564 | 23.22 | 19.66 | 5.72 | 60.37 | 84.34 | 24.73 |
| 7. JHAJJAR | 2690 | 0 | 33 | 105 | 66 | 2894 | 12.24 | 0.00 | 15.49 | 39.77 | 1.62 | 10.81 |
| 8. JIND | 7425 | 152 | 97 | 494 | 0 | 8168 | 25.74 | 2.89 | 23.43 | 60.47 | 0.00 | 23.11 |
| 9. KAITHAL | 7653 | 77 | 138 | 135 | 6 | 8009 | 24.90 | 6.43 | 22.62 | 34.44 | 0.19 | 22.14 |
| 10. KARNAL | 8478 | 394 | 158 | 204 | 0 | 9234 | 21.45 | 4.25 | 12.45 | 8.00 | 0.00 | 17.55 |
| 11. KURUKSHETRA | 2760 | 36 | 44 | 9 | 192 | 3041 | 11.83 | 2.60 | 3.41 | 7.76 | 1.68 | 8.10 |
| 12. MAHENDERGARH | 3579 | 90 | 73 | 126 | 165 | 4033 | 19.65 | 9.96 | 25.80 | 47.91 | 8.18 | 18.60 |
| 13. PANCHKULA* | 2291 | 422 | 45 | 74 | 384 | 3216 | 22.04 | 16.09 | 48.91 | 16.86 | 91.21 | 23.02 |
| 14. PANIPAT | 2972 | 356 | 58 | 66 | 0 | 3452 | 11.81 | 4.74 | 5.84 | 17.01 | 0.00 | 10.12 |
| 15. REWARI | 1793 | 141 | 7 | 112 | 186 | 2239 | 10.97 | 10.20 | 2.05 | 40.88 | 64.14 | 12.02 |
| 16. ROHTAK | 1260 | 0 | 82 | 252 | 55 | 1649 | 8.75 | 0.00 | 34.45 | 64.78 | 0.58 | 6.63 |
| 17. SIRSA | 5432 | 13 | 188 | 116 | 498 | 6247 | 19.30 | 5.31 | 17.23 | 37.54 | 46.94 | 20.25 |
| 18. SONEPAT | 6395 | 12 | 1 | 212 | 56 | 6676 | 21.31 | 2.62 | 0.37 | 35.33 | 0.52 | 15.83 |
| 19. YAMUNA NAGAR | 3614 | 1058 | 345 | 209 | 104 | 5330 | 16.81 | 26.18 | 38.63 | 37.32 | 47.49 | 19.59 |
| STATE TOTAL : | 92278 | 5057 | 3878 | 3577 | 3058 | 107848 | 19.50 | 10.01 | 21.93 | 35.21 | 5.84 | 17.86 |

DISTRICT CENTRAL COOPERATIVE BANKS

TABLE - X

(BANKWISE AND CONSOLIDATED)

COST OF MANAGEMENT, NUMBER OF EMPLOYEES, PROFIT/LOSS AND

5. GUJARAT

DIVIDEND DECLARED, BRANCHES WORKING IN PROFIT/LOSS

(AS ON 31st MARCH)

DURING 2005-2006

(Rs. IN LAKHS)

| NAME OF THE STATES (DISTRICT CENTRAL COOPERATIVE BANKS STATE WISE TOTAL) | COST OF MANAGEMENT | | | TOTAL NO. OF EMPLOYEES | COST OF MGMT. PER EMPLOYEE | COST OF MGMT. TO WORKING CAP. (%) | BANKS IN PROFIT (+) LOSS (-) | DIVIDEND DECLARED (%) | BRANCHES WORKING AT | | AUDIT CLASSI- FICATION (A/B/C/D/. GOVT.) |
|---|--------------------|-------------------|-------|---------------------------|----------------------------------|--|------------------------------------|-----------------------------|---------------------|------------------|--|
| | SALARIES | OTHER EXPENCES | TOTAL | | | | | | PROFIT (NUMBER) | LOSS (NUMBER) | |
| 1 | 102 | 103 | 104 | 105 | 106 | 107 | 108 | 104 | 110 | 111 | 112 |
| 1. AHMEDABAD | 2430 | 980 | 3410 | 1205 | 2.83 | 1.70 | 1016 | 9 | 123 | 12 | A |
| 2. AMRELI | 361 | 130 | 491 | 298 | 1.65 | 2.15 | 237 | 10 | 38 | 7 | A |
| 3. BANASKANTHA | 1264 | 171 | 1435 | 854 | 1.68 | 2.28 | 530 | 11 | 107 | 30 | A |
| 4. BARODA | 359 | 178 | 537 | 169 | 3.18 | 1.22 | -412 | 0 | 17 | 19 | D |
| 5. BHAVANAGAR | 843 | 208 | 1051 | 387 | 2.72 | 1.63 | 24 | 9 | 57 | 19 | A |
| 6. BROACH | 647 | 487 | 1134 | 308 | 3.68 | 2.07 | 233 | 5 | 42 | 10 | B |
| 7. JAMNAGAR | 474 | 125 | 599 | 170 | 3.52 | 1.91 | 200 | 0 | 25 | 13 | B |
| 8. JUNAGADH | 545 | 175 | 720 | 280 | 2.57 | 2.31 | -5368 | 0 | 31 | 15 | D |
| 9. KACHCHH | 126 | 44 | 170 | 94 | 1.81 | 2.02 | 10 | 0 | 10 | 9 | C |
| 10. KAIRA | 687 | 96 | 783 | 283 | 2.77 | 1.88 | -501 | 0 | 56 | 10 | D |
| 11. KODINAR | 176 | 423 | 599 | 156 | 3.84 | 9.01 | -64 | 0 | 19 | 3 | B |
| 12. MEHSANA | 932 | 190 | 1122 | 374 | 3.00 | 1.97 | 290 | 0 | 72 | 22 | D |
| 13. PANCHMAHALS | 343 | 50 | 393 | 187 | 2.10 | 0.70 | -9533 | 0 | 33 | 3 | D |
| 14. SABARKANTHA | 1218 | 222 | 1440 | 614 | 2.35 | 2.71 | 75 | 8 | 92 | 18 | A |
| 15. SHR RAJKOT | 1762 | 449 | 2211 | 770 | 2.87 | 2.35 | 1065 | 15 | 126 | 2 | A |
| 16. SURAT | 1366 | 895 | 2261 | 463 | 4.88 | 1.58 | 246 | 15 | 33 | 24 | A |
| 17. SURENDRANAGAR | 256 | 72 | 328 | 96 | 3.42 | 0.97 | -563 | 0 | 8 | 7 | D |
| 18. VALSAD | 529 | 94 | 623 | 254 | 2.45 | 2.30 | -82 | 5 | 23 | 18 | B |
| STATE TOTAL : | 14318 | 4989 | 19307 | 6962 | 2.77 | 1.87 | (+) 3,926 (-) 16,523 | 87 | 912 | 241 | NOT COMPILED |
| 6. HARYANA | | | | | | | | | | | |
| 1. AMBALA | 409 | 69 | 478 | 278 | 1.72 | 1.70 | 200 | 5 | 16 | 4 | A |
| 2. BHIWANI | 469 | 83 | 552 | 188 | 2.94 | 1.31 | 1071 | 0 | 19 | 5 | A |
| 3. FARIDABAD | 367 | 105 | 472 | 249 | 1.90 | 1.26 | 1136 | 3 | 18 | 6 | B |
| 4. FATEHABAD | 316 | 168 | 484 | 117 | 4.14 | 1.79 | 115 | 0 | 11 | 5 | A |
| 5. GURGAON | 426 | 87 | 513 | 305 | 1.68 | 1.02 | 305 | 0 | 16 | 4 | B |
| 6. HISSAR | 724 | 3215 | 3939 | 480 | 8.21 | 7.78 | -229 | 0 | 25 | 1 | A |
| 7. JHAJJAR | 264 | 68 | 332 | 207 | 1.60 | 1.42 | 245 | 0 | 16 | 0 | A |
| 8. JIND | 476 | 66 | 542 | 189 | 2.87 | 1.83 | -197 | 0 | 12 | 12 | B |
| 9. KAITHAL | 554 | 60 | 614 | 181 | 3.39 | 2.03 | 32 | 3 | 19 | 5 | B |
| 10. KARNAL | 556 | 104 | 660 | 225 | 2.93 | 1.49 | 34 | 0 | 8 | 20 | A |
| 11. KURUKSHETRA | 415 | 0 | 415 | 184 | 2.26 | 1.37 | 123 | 0 | 21 | 0 | A |
| 12. MAHENDERGARH | 231 | 82 | 313 | 198 | 1.58 | 1.54 | 133 | 3 | 13 | 0 | B |
| 13. PANCHKULA* | 129 | 31 | 160 | 104 | 1.54 | 1.15 | 48 | 2 | 7 | 2 | A |
| 14. PANIPAT | 296 | 81 | 377 | 121 | 3.12 | 1.21 | 373 | 5 | 14 | 0 | A |
| 15. REWARI | 318 | 751 | 1069 | 142 | 7.53 | 5.33 | 187 | 0 | 15 | 0 | A |
| 16. ROHTAK | 318 | 64 | 382 | 205 | 1.86 | 1.85 | 206 | 8 | 14 | 0 | A |
| 17. SIRSA | 711 | 63 | 774 | 223 | 3.47 | 2.73 | 54 | 0 | 28 | 0 | A |
| 18. SONPAT | 2 | 424 | 426 | 301 | 1.42 | 1.28 | 18 | 0 | 11 | 10 | A |
| 19. YAMUNA NAGAR | 378 | 69 | 447 | 152 | 2.94 | 1.50 | 70 | 0 | 17 | 0 | B |
| STATE TOTAL : | 7359 | 5590 | 12949 | 4049 | 3.20 | 2.19 | (+) 4,350 (-) 426 | 29 | 300 | 74 | NOT COMPILED |

**DISTRICT CENTRAL COOPERATIVE BANKS
(BANK WISE AND CONSOLIDATED)**

7. HIMACHAL PRADESH

(AS ON 31st MARCH)

**TABLE - II
NUMBER OF OFFICES, MEMBERSHIP, SHARE CAPITAL
AND RESERVE FUNDS
DURING 2005-2006**

(Rs. IN LAKHS)

| NAME OF THE DISTRICT CENTRAL COOPERATIVE BANKS IN THE STATE | NUMBER OF OFFICES INCLUDING HEAD OFFICE | MEMBERSHIP (IN NUMBERS) | | | PAID UP SHARE CAPITAL | | | TOTAL SHARE CAPITAL (6 TO 8) | RESERVES AND OTHER FUNDS | | | TOTAL RESERVE FUNDS (10 TO 12) |
|--|---|-------------------------------|------------------|-------------------------------------|---------------------------|--------------------------|--------------------------|---------------------------------------|------------------------------|---|-------------------|---|
| | | COOPE- RATIVE SOCIETIES | INDIVI- DUALS | TOTAL MEMBER SHIP (3 TO 4) | FROM COOPE- RATIVES | FROM GOVERN- MENTS | FROM INDIVI- DUALS | | STATUTORY RESERVE FUND | AGRIL. CREDIT STABILISA- TION FUND | OTHER RESERVES | |
| 1 | 2 | 3 | 4 | 5 | 6 | 7 | 8 | 9 | 10 | 11 | 12 | 13 |
| 1. JOGINDRA | 21 | 366 | 112 | 478 | 155 | 90 | 1 | 246 | 44 | 143 | 1503 | 1690 |
| 2. KANGRA | 160 | 2142 | 45 | 2187 | 93 | 138 | 0 | 231 | 9382 | 9325 | 16086 | 34793 |
| STATE TOTAL : | 181 | 2508 | 157 | 2665 | 248 | 228 | 1 | 477 | 9426 | 9468 | 17589 | 36483 |
| 8. JAMMU AND KASHMIR | | | | | | | | | | | | |
| 1. ANANTNAG | 27 | 394 | 17856 | 18250 | 16 | 42 | 19 | 77 | 4 | 3 | 852 | 859 |
| 2. BARAMULLA | 33 | 133 | 9490 | 9623 | 34 | 27 | 133 | 194 | 29 | 13 | 876 | 918 |
| 3. JAMMU (DCCB) | 65 | 372 | 244700 | 245072 | 173 | 151 | 245 | 569 | 17 | 12 | 1873 | 1902 |
| STATE TOTAL : | 125 | 899 | 272046 | 272945 | 223 | 220 | 397 | 840 | 50 | 28 | 3601 | 3679 |
| 9. KARNATAKA | | | | | | | | | | | | |
| 1. BANGALORE | 23 | 1586 | 0 | 1586 | 100 | 957 | 14 | 1071 | 306 | 79 | 0 | 385 |
| 2. BELGAUM | 89 | 2017 | 283 | 2300 | 3720 | 0 | 16 | 3736 | 1257 | 1100 | 9522 | 11879 |
| 3. BELLARY | 24 | 585 | 0 | 585 | 75 | 552 | 0 | 627 | 163 | 32 | 1536 | 1731 |
| 4. BIDAR* | 44 | 385 | 0 | 385 | 1487 | 0 | 40 | 1527 | 773 | 480 | 2352 | 3605 |
| 5. BIJAPUR | 27 | 742 | 9179 | 9921 | 1183 | 0 | 248 | 1431 | 910 | 350 | 3932 | 5192 |
| 6. CHIKMAGALUR | 20 | 415 | 1 | 416 | 494 | 56 | 0 | 550 | 189 | 45 | 1575 | 1809 |
| 7. CHITRADURG | 10 | 325 | 0 | 325 | 306 | 116 | 9 | 431 | 13 | 5 | 194 | 212 |
| 8. DAVANAGERE* | 11 | 589 | 132 | 721 | 706 | 213 | 13 | 932 | 62 | 32 | 721 | 815 |
| 9. GULBARGA | 12 | 889 | 1 | 890 | 584 | 477 | 0 | 1061 | 677 | 4 | 53 | 734 |
| 10. HASSAN | 26 | 349 | 0 | 349 | 787 | 174 | 0 | 961 | 313 | 88 | 3226 | 3627 |
| 11. KANARA | 47 | 537 | 2655 | 3192 | 727 | 0 | 420 | 1147 | 802 | 579 | 2061 | 3442 |
| 12. KARNATAKA (DCCB) | 44 | 387 | 0 | 387 | 1632 | 0 | 53 | 1685 | 857 | 530 | 2768 | 4155 |
| 13. KODAGU | 12 | 278 | 0 | 278 | 700 | 0 | 0 | 700 | 635 | 395 | 1284 | 2314 |
| 14. KOLAR* | 16 | 766 | 0 | 766 | 653 | 135 | 0 | 788 | 41 | 12 | 138 | 191 |
| 15. MANDYA | 47 | 684 | 0 | 684 | 828 | 117 | 49 | 994 | 503 | 400 | 3509 | 4412 |
| 16. MYSORE | 16 | 1145 | 0 | 1145 | 906 | 58 | 0 | 964 | 274 | 153 | 2934 | 3361 |
| 17. RAICHUR | 17 | 772 | 0 | 772 | 508 | 382 | 0 | 890 | 21 | 11 | 652 | 684 |
| 18. SHIMOGA | 22 | 570 | 2540 | 3110 | 726 | 0 | 49 | 775 | 114 | 75 | 1848 | 2037 |
| 19. SOUTH CANARA | 52 | 834 | 164 | 998 | 1046 | 0 | 14 | 1060 | 734 | 464 | 834 | 2032 |
| 20. TUMKUR* | 22 | 1132 | 0 | 1132 | 471 | 152 | 58 | 681 | 108 | 38 | 59 | 205 |
| STATE TOTAL : | 581 | 14987 | 14955 | 29942 | 17639 | 3389 | 983 | 22011 | 8752 | 4872 | 39198 | 52822 |

**DISTRICT CENTRAL COOPERATIVE BANKS
(BANKWISE AND CONSOLIDATED)
7. HIMACHAL PRADESH
(AS ON 31st MARCH)**

**TABLE - III
DEPOSITS SOURCE-WISE AND TYPE-WISE
DURING 2005-2006**

(Rs. IN LAKHS)

| NAME OF THE DISTRICT CENTRAL COOPERATIVE BANKS IN THE STATE | INSTITUTIONAL DEPOSITS FROM | | | | TOTAL DEPOSITS (14 TO 17) OR (19 TO 23) | TYPEWISE DEPOSITS | | | | |
|--|-----------------------------|------------------|-----------------|-------------|---|-------------------|--------------|---------------|------------------|-------------------|
| | COOPER- ATIVES | INDIVI- DUALS | LOCAL BODIES | OTHERS | | CURRENT | SAVINGS | FIXED | RESERVE FUNDS | OTHER DEPOSITS |
| 1 | 14 | 15 | 16 | 17 | 18 | 19 | 20 | 21 | 22 | 23 |
| 1. JOGINDRA | 793 | 21990 | 0 | 0 | 22783 | 313 | 12457 | 10013 | 0 | 0 |
| 2. KANGRA | 50823 | 176133 | 1783 | 0 | 228739 | 927 | 53566 | 173761 | 0 | 485 |
| STATE TOTAL : | 51616 | 198123 | 1783 | 0 | 251522 | 1240 | 66023 | 183774 | 0 | 485 |
| 8. JAMMU AND KASHMIR | | | | | | | | | | |
| 1. ANANTNAG | 68 | 9231 | 0 | 0 | 9299 | 789 | 3758 | 4515 | 1 | 236 |
| 2. BARAMULLA | 46 | 15349 | 0 | 0 | 15395 | 1457 | 8118 | 5610 | 0 | 210 |
| 3. JAMMU (DCCB) | 2387 | 56237 | 0 | 0 | 58624 | 2539 | 24417 | 31668 | 0 | 0 |
| STATE TOTAL : | 2501 | 80817 | 0 | 0 | 83318 | 4785 | 36293 | 41793 | 1 | 446 |
| 9. KARNATAKA | | | | | | | | | | |
| 1. BANGALORE | 7711 | 5366 | 4426 | 782 | 18285 | 2274 | 5144 | 7672 | 3195 | 0 |
| 2. BELGAUM | 30911 | 21471 | 1459 | 0 | 53841 | 7644 | 13006 | 25496 | 7695 | 0 |
| 3. BELLARY | 2432 | 12440 | 0 | 37 | 14909 | 1276 | 3991 | 9642 | 0 | 0 |
| 4. BIDAR* | 4503 | 16308 | 0 | 1640 | 22451 | 471 | 7404 | 13847 | 323 | 406 |
| 5. BIJAPUR | 12548 | 10237 | 0 | 0 | 22785 | 1326 | 5084 | 14133 | 2225 | 17 |
| 6. CHIKMAGALUR | 1177 | 6514 | 1300 | 672 | 9663 | 313 | 3159 | 5464 | 309 | 418 |
| 7. CHITRADURG | 2151 | 1620 | 194 | 0 | 3965 | 975 | 869 | 899 | 559 | 663 |
| 8. DAVANAGERE* | 5318 | 3072 | 0 | 0 | 8390 | 1452 | 1354 | 4766 | 818 | 0 |
| 9. GULBARGA | 2114 | 1624 | 0 | 0 | 3738 | 1187 | 907 | 1430 | 72 | 142 |
| 10. HASSAN | 3183 | 5836 | 890 | 0 | 9909 | 512 | 2643 | 4284 | 248 | 2222 |
| 11. KANARA | 17262 | 24989 | 12 | 0 | 42263 | 2901 | 6330 | 29490 | 3533 | 9 |
| 12. KARNATAKA (DCCB) | 4556 | 19312 | 0 | 1640 | 25508 | 529 | 9455 | 14777 | 351 | 396 |
| 13. KODAGU | 7286 | 7651 | 0 | 0 | 14937 | 2259 | 2560 | 9359 | 724 | 35 |
| 14. KOLAR* | 2260 | 3387 | 568 | 0 | 6215 | 383 | 1467 | 4203 | 14 | 148 |
| 15. MANDYA | 3308 | 20663 | 1950 | 0 | 25921 | 1499 | 6310 | 17521 | 591 | 0 |
| 16. MYSORE | 5842 | 3278 | 0 | 472 | 9592 | 998 | 2446 | 4638 | 694 | 816 |
| 17. RAICHUR | 3888 | 3760 | 1167 | 8 | 8823 | 737 | 3509 | 4329 | 240 | 8 |
| 18. SHIMOGA | 5342 | 8767 | 0 | 0 | 14109 | 852 | 3529 | 8494 | 1234 | 0 |
| 19. SOUTH CANARA | 29578 | 15787 | 0 | 1672 | 47037 | 5217 | 8323 | 19939 | 3472 | 10086 |
| 20. TUMKUR* | 6111 | 2094 | 507 | 0 | 8712 | 575 | 2140 | 3871 | 1180 | 946 |
| STATE TOTAL : | 157481 | 194176 | 12473 | 6923 | 371053 | 33380 | 89630 | 204254 | 27477 | 16312 |

DISTRICT CENTRAL COOPERATIVE BANKS

TABLE - IV

(BANKWISE AND CONSOLIDATED) BORROWINGS FROM SCB / NABARD, GOVT. OF INDIA, COMMERCIAL BANKS,

7. HIMACHAL PRADESH

CASH CREDIT & OVERDRAFTS AND OTHERS

(AS ON 31st MARCH)

DURING 2005-2006

(Rs. IN LAKHS)

| NAME OF THE DISTRICT CENTRAL COOPERATIVE BANKS IN THE STATE | BORROWINGS FROM SCB / NABARD | | | | | TOTAL LOANS FROM SCB/NABARD (24 TO 28) | LOANS FROM | | CASH CREDIT AND OVER- DRAFTS | TOTAL BORROW- INGS (29 TO 32) |
|--|------------------------------|----------------|------------------|----------------|-------|---|------------|--------------------------|--|--|
| | AGRICULTURAL | | NON-AGRICULTURAL | | OTHER | | GOVT. | COMMER- CIAL BANKS | | |
| | SHORT TERM | MEDIUM TERM | SHORT TERM | MEDIUM TERM | | | | | | |
| 1 | 24 | 25 | 26 | 27 | 28 | 29 | 30 | 31 | 32 | 33 |
| 1. JOGINDRA | 0 | 0 | 0 | 1066 | 0 | 1066 | 0 | 0 | 0 | 1066 |
| 2. KANGRA | 0 | 0 | 0 | 10212 | 0 | 10212 | 301 | 28 | 1661 | 12202 |
| STATE TOTAL : | 0 | 0 | 0 | 11278 | 0 | 11278 | 301 | 28 | 1661 | 13268 |
| 8. JAMMU AND KASHMIR | | | | | | | | | | |
| 1. ANANTNAG | 0 | 0 | 5 | 0 | 0 | 5 | 54 | 0 | 0 | 59 |
| 2. BARAMULLA | 3 | 0 | 340 | 209 | 0 | 552 | 19 | 0 | 0 | 571 |
| 3. JAMMU (DCCB) | 0 | 0 | 0 | 0 | 0 | 0 | 0 | 0 | 0 | 0 |
| STATE TOTAL : | 3 | 0 | 345 | 209 | 0 | 557 | 73 | 0 | 0 | 630 |
| 9. KARNATAKA | | | | | | | | | | |
| 1. BANGALORE | 0 | 0 | 0 | 0 | 0 | 0 | 0 | 0 | 0 | 0 |
| 2. BELGAUM | 2900 | 68 | 1788 | 0 | 0 | 4756 | 0 | 0 | 0 | 4756 |
| 3. BELLARY | 3910 | 0 | 102 | 818 | 0 | 4830 | 0 | 0 | 0 | 4830 |
| 4. BIDAR* | 15350 | 0 | 3159 | 375 | 5147 | 24031 | 27 | 0 | 0 | 24058 |
| 5. BIJAPUR | 7782 | 0 | 92 | 1124 | 0 | 8998 | 0 | 0 | 0 | 8998 |
| 6. CHIKMAGALUR | 2750 | 0 | 355 | 0 | 0 | 3105 | 33 | 0 | 0 | 3138 |
| 7. CHITRADURG | 1610 | 275 | 12 | 120 | 211 | 2228 | 0 | 0 | 0 | 2228 |
| 8. DAVANAGERE* | 5244 | 1023 | 659 | 0 | 0 | 6926 | 0 | 0 | 0 | 6926 |
| 9. GULBARGA | 3726 | 0 | 0 | 399 | 0 | 4125 | 53 | 0 | 0 | 4178 |
| 10. HASSAN | 4000 | 0 | 3655 | 0 | 0 | 7655 | 5 | 0 | 0 | 7660 |
| 11. KANARA | 0 | 0 | 286 | 0 | 0 | 286 | 0 | 0 | 0 | 286 |
| 12. KARNATAKA (DCCB) | 15448 | 0 | 3557 | 97 | 4089 | 23191 | 18 | 0 | 0 | 23209 |
| 13. KODAGU | 4400 | 7 | 0 | 974 | 44 | 5425 | 0 | 0 | 0 | 5425 |
| 14. KOLAR* | 3843 | 1096 | 2359 | 730 | 0 | 8028 | 0 | 0 | 31 | 8059 |
| 15. MANDYA | 3520 | 0 | 165 | 626 | 0 | 4311 | 0 | 0 | 0 | 4311 |
| 16. MYSORE | 3540 | 0 | 1903 | 347 | 0 | 5790 | 0 | 0 | 0 | 5790 |
| 17. RAICHUR | 2812 | 250 | 661 | 1 | 0 | 3724 | 0 | 0 | 0 | 3724 |
| 18. SHIMOGA | 5000 | 0 | 611 | 262 | 0 | 5873 | 0 | 0 | 0 | 5873 |
| 19. SOUTH CANARA | 371 | 3043 | 0 | 8414 | 0 | 11828 | 0 | 0 | 0 | 11828 |
| 20. TUMKUR* | 2517 | 0 | 545 | 705 | 0 | 3767 | 0 | 0 | 0 | 3767 |
| STATE TOTAL : | 88723 | 5762 | 19909 | 14992 | 9491 | 138877 | 136 | 0 | 31 | 139044 |

DISTRICT CENTRAL COOPERATIVE BANKS

TABLE - V

(BANKWISE AND CONSOLIDATED) WORKING CAPITAL, CASH AND BALANCES WITH BANKS, CALL DEPOSITS

7. HIMACHAL PRADESH

AND DETAILS OF INVESTMENTS WITH VARIOUS AGENCIES

(AS ON 31st MARCH)

DURING 2005-2006

(Rs. IN LAKHS)

| NAME OF THE DISTRICT CENTRAL COOPERATIVE BANKS IN THE STATE | WORKING CAPITAL | CASH ON HAND | BALANCES WITH BANKS | CALL DEPOSITS | DETAILS OF INVESTMENTS | | | | | TOTAL INVESTMENTS (38 TO 42) |
|--|--------------------|-----------------|---------------------------|------------------|------------------------|----------------------------|------------------------------|-------------------|---------------------------|------------------------------------|
| | | | | | IN GOVT. SECURITIES | DEBEN- TURES OF LDBs | OTHER TRUSTEE SECURITY | FIXED DEPOSITS | OTHER INVEST- MENTS | |
| 1 | 34 | 35 | 36 | 37 | 38 | 39 | 40 | 41 | 42 | 43 |
| 1. JOGINDRA | 26975 | 238 | 2287 | 0 | 494 | 0 | 0 | 13724 | 0 | 14218 |
| 2. KANGRA | 290403 | 2537 | 4794 | 0 | 95502 | 0 | 9092 | 36425 | 36180 | 177199 |
| STATE TOTAL : | 317378 | 2775 | 7081 | 0 | 95996 | 0 | 9092 | 50149 | 36180 | 191417 |
| 8. JAMMU AND KASHMIR | | | | | | | | | | |
| 1. ANANTNAG | 12613 | 289 | 513 | 0 | 0 | 0 | 0 | 2242 | 21 | 2263 |
| 2. BARAMULLA | 17776 | 391 | 1141 | 0 | 0 | 0 | 0 | 5574 | 5 | 5579 |
| 3. JAMMU (DCCB) | 61804 | 957 | 2159 | 0 | 2359 | 19 | 11360 | 12764 | 1852 | 28354 |
| STATE TOTAL : | 92193 | 1637 | 3813 | 0 | 2359 | 19 | 11360 | 20580 | 1878 | 36196 |
| 9. KARNATAKA | | | | | | | | | | |
| 1. BANGALORE | 29695 | 1644 | 470 | 0 | 100 | 0 | 0 | 4732 | 358 | 5190 |
| 2. BELGAUM | 78086 | 5944 | 3505 | 0 | 96 | 85 | 4 | 23482 | 521 | 24188 |
| 3. BELLARY | 22097 | 1031 | 222 | 0 | 5 | 0 | 0 | 8517 | 164 | 8686 |
| 4. BIDAR* | 54143 | 3070 | 908 | 0 | 20 | 0 | 60 | 5451 | 338 | 5869 |
| 5. BIJAPUR | 39584 | 2077 | 2524 | 0 | 2081 | 201 | 0 | 3669 | 4252 | 10203 |
| 6. CHIKMAGALUR | 16428 | 528 | 2248 | 0 | 0 | 0 | 0 | 2130 | 361 | 2491 |
| 7. CHITRADURG | 6755 | 568 | 549 | 0 | 0 | 100 | 0 | 2048 | 0 | 2148 |
| 8. DAVANAGERE* | 17863 | 2892 | 400 | 0 | 0 | 0 | 0 | 1700 | 83 | 1783 |
| 9. GULBARGA | 10112 | 2049 | 1224 | 0 | 0 | 0 | 0 | 1136 | 87 | 1223 |
| 10. HASSAN | 22583 | 412 | 1322 | 200 | 475 | 2 | 0 | 2259 | 1142 | 3878 |
| 11. KANARA | 49908 | 630 | 1266 | 6770 | 5538 | 0 | 525 | 4754 | 350 | 11167 |
| 12. KARNATAKA (DCCB) | 56207 | 2621 | 2631 | 0 | 20 | 0 | 30 | 6068 | 392 | 6510 |
| 13. KODAGU | 22254 | 379 | 2018 | 1200 | 74 | 0 | 1350 | 3739 | 296 | 5459 |
| 14. KOLAR* | 20626 | 94 | 5 | 400 | 6 | 0 | 0 | 1570 | 44 | 1620 |
| 15. MANDYA | 36632 | 579 | 2810 | 0 | 0 | 0 | 990 | 8495 | 309 | 9794 |
| 16. MYSORE | 20646 | 765 | 1726 | 0 | 10 | 10 | 1 | 4569 | 114 | 4704 |
| 17. RAICHUR | 521 | 456 | 0 | 2469 | 235 | 68 | 0 | 2166 | 0 | 2469 |
| 18. SHIMOGA | 23502 | 3922 | 2128 | 0 | 23 | 0 | 1800 | 3725 | 229 | 5777 |
| 19. SOUTH CANARA | 60143 | 1848 | 3022 | 0 | 0 | 0 | 0 | 11996 | 3959 | 15955 |
| 20. TUMKUR* | 13306 | 666 | 624 | 0 | 0 | 0 | 0 | 1954 | 0 | 1954 |
| STATE TOTAL : | 601091 | 32175 | 29602 | 11039 | 8683 | 466 | 4760 | 104160 | 12999 | 131068 |

**DISTRICT CENTRAL COOPERATIVE BANKS
(BANKWISE AND CONSOLIDATED)**

7. HIMACHAL PRADESH

(AS ON 31st MARCH)

**TABLE - VI (A)
LOANS ISSUED - SHORT TERM AGRICULTURAL
AND SHORT TERM NON-AGRICULTURAL
DURING 2005-2006**

(Rs. IN LAKHS)

| NAME OF THE DISTRICT CENTRAL COOPERATIVE BANKS IN THE STATE | SHORT TERM AGRICULTURAL | | | | SHORT TERM NON-AGRICULTURAL | | | |
|--|--|--------------------------|---------------------------------------|------------------------------------|-----------------------------|---------------------------|--------|--|
| | SEASONAL AGRICULTURAL OPERATIONS | MARKETING OF CROPS | OTHERS INCLUDING SUPPLY & DIST. | TOTAL S. T. AGRI. (44 TO 46) | INDUSTRIAL PURPOSES | CONSUMP- TION LOANS | OTHERS | TOTAL S. T. NON-AGRI. (48 TO 50) |
| 1 | 44 | 45 | 46 | 47 | 48 | 49 | 50 | 51 |
| 1. JOGINDRA | 757 | 0 | 0 | 757 | 0 | 0 | 1957 | 1957 |
| 2. KANGRA | 2173 | 0 | 0 | 2173 | 216 | 1111 | 7353 | 8680 |
| STATE TOTAL : | 2930 | 0 | 0 | 2930 | 216 | 1111 | 9310 | 10637 |
| 8. JAMMU AND KASHMIR | | | | | | | | |
| 1. ANANTNAG | 159 | 0 | 0 | 159 | 0 | 0 | 53 | 53 |
| 2. BARAMULLA | 972 | 0 | 0 | 972 | 0 | 0 | 684 | 684 |
| 3. JAMMU (DCCB) | 773 | 0 | 0 | 773 | 0 | 0 | 2150 | 2150 |
| STATE TOTAL : | 1904 | 0 | 0 | 1904 | 0 | 0 | 2887 | 2887 |
| 9. KARNATAKA | | | | | | | | |
| 1. BANGALORE | 6035 | 0 | 0 | 6035 | 0 | 873 | 0 | 873 |
| 2. BELGAUM | 34704 | 0 | 0 | 34704 | 10591 | 0 | 11548 | 22139 |
| 3. BELLARY | 5907 | 0 | 0 | 5907 | 0 | 0 | 1751 | 1751 |
| 4. BIDAR* | 11357 | 13 | 0 | 11370 | 3217 | 0 | 8964 | 12181 |
| 5. BIJAPUR | 15958 | 0 | 0 | 15958 | 2908 | 0 | 2981 | 5889 |
| 6. CHIKMAGALUR | 6563 | 0 | 0 | 6563 | 0 | 0 | 573 | 573 |
| 7. CHITRADURG | 2597 | 0 | 0 | 2597 | 0 | 0 | 936 | 936 |
| 8. DAVANAGERE* | 7101 | 0 | 0 | 7101 | 1382 | 0 | 81 | 1463 |
| 9. GULBARGA | 2391 | 0 | 0 | 2391 | 0 | 0 | 504 | 504 |
| 10. HASSAN | 9690 | 0 | 0 | 9690 | 0 | 0 | 89 | 89 |
| 11. KANARA | 6816 | 129 | 427 | 7372 | 46 | 4222 | 16407 | 20675 |
| 12. KARNATAKA (DCCB) | 20234 | 1 | 0 | 20235 | 15023 | 0 | 4060 | 19083 |
| 13. KODAGU | 11270 | 0 | 0 | 11270 | 0 | 0 | 4573 | 4573 |
| 14. KOLAR* | 128 | 0 | 0 | 128 | 0 | 5 | 402 | 407 |
| 15. MANDYA | 12099 | 0 | 0 | 12099 | 0 | 0 | 7722 | 7722 |
| 16. MYSORE | 9290 | 0 | 0 | 9290 | 580 | 0 | 0 | 580 |
| 17. RAICHUR | 8068 | 0 | 0 | 8068 | 0 | 0 | 1431 | 1431 |
| 18. SHIMOGA | 10651 | 885 | 615 | 12151 | 0 | 0 | 1781 | 1781 |
| 19. SOUTH CANARA | 21509 | 0 | 0 | 21509 | 0 | 0 | 3568 | 3568 |
| 20. TUMKUR* | 2784 | 202 | 0 | 2986 | 468 | 0 | 570 | 1038 |
| STATE TOTAL : | 205152 | 1230 | 1042 | 207424 | 34215 | 5100 | 67941 | 107256 |

**DISTRICT CENTRAL COOPERATIVE BANKS
(BANKWISE AND CONSOLIDATED)
7. HIMACHAL PRADESH
(AS ON 31st MARCH)**

**TABLE - VI (B)
LOANS ISSUED - MEDIUM TERM AGRICULTURAL
AND MEDIUM TERM NON-AGRICULTURAL
DURING 2005-2006**

(Rs. IN LAKHS)

| NAME OF THE DISTRICT CENTRAL COOPERATIVE BANKS IN THE STATE | MEDIUM TERM AGRICULTURAL | | | | MEDIUM TERM NON-AGRICULTURAL | | | OTHER LOANS & ADVANCES | TOTAL LOANS & ADVANCES (47+51+55+58+59) |
|--|--------------------------|---------------------|--------|-----------------------------------|------------------------------|--------|--|---------------------------|---|
| | MINOR IRRIGATION | ANIMAL HUSBANDRY | OTHERS | TOTAL M. T. AGRI (52 TO 54) | PURCHASE OF SHARES | OTHERS | TOTAL M. T. NON-AGRI. (56 TO 57) | | |
| 1 | 52 | 53 | 54 | 55 | 56 | 57 | 58 | 59 | 60 |
| 1. JOGINDRA | 0 | 0 | 376 | 376 | 0 | 2496 | 2496 | 0 | 5586 |
| 2. KANGRA | 0 | 108 | 1611 | 1719 | 0 | 59617 | 59617 | 30129 | 68373 |
| STATE TOTAL : | 0 | 108 | 1987 | 2095 | 0 | 62113 | 62113 | 30129 | 73959 |
| 8. JAMMU AND KASHMIR | | | | | | | | | |
| 1. ANANTNAG | 0 | 0 | 97 | 97 | 0 | 59 | 59 | 367 | 735 |
| 2. BARAMULLA | 0 | 35 | 26 | 61 | 0 | 423 | 423 | 0 | 2140 |
| 3. JAMMU (DCCB) | 0 | 0 | 503 | 503 | 0 | 2946 | 2946 | 977 | 7349 |
| STATE TOTAL : | 0 | 35 | 626 | 661 | 0 | 3428 | 3428 | 1344 | 10224 |
| 9. KARNATAKA | | | | | | | | | |
| 1. BANGALORE | 0 | 0 | 0 | 0 | 0 | 0 | 0 | 1230 | 8138 |
| 2. BELGAUM | 27 | 0 | 0 | 27 | 0 | 1671 | 1671 | 0 | 58541 |
| 3. BELLARY | 27 | 6 | 43 | 76 | 0 | 1611 | 1611 | 886 | 10231 |
| 4. BIDAR* | 153 | 6 | 2 | 161 | 0 | 1806 | 1806 | 1788 | 27306 |
| 5. BIJAPUR | 31 | 3 | 100 | 134 | 0 | 503 | 503 | 1324 | 23808 |
| 6. CHIKMAGALUR | 0 | 0 | 210 | 210 | 0 | 468 | 468 | 37 | 7851 |
| 7. CHITRADURG | 0 | 24 | 0 | 24 | 0 | 34 | 34 | 0 | 3591 |
| 8. DAVANAGERE* | 0 | 0 | 12 | 12 | 0 | 306 | 306 | 1131 | 10013 |
| 9. GULBARGA | 0 | 0 | 0 | 0 | 0 | 0 | 0 | 663 | 3558 |
| 10. HASSAN | 0 | 0 | 8 | 8 | 0 | 4848 | 4848 | 64 | 14699 |
| 11. KANARA | 111 | 1 | 1311 | 1423 | 0 | 422 | 422 | 17363 | 47255 |
| 12. KARNATAKA (DCCB) | 594 | 249 | 164 | 1007 | 1 | 2514 | 2515 | 2124 | 44964 |
| 13. KODAGU | 0 | 0 | 73 | 73 | 0 | 0 | 0 | 32 | 15948 |
| 14. KOLAR* | 0 | 0 | 0 | 0 | 16 | 11 | 27 | 238 | 800 |
| 15. MANDYA | 26 | 0 | 62 | 88 | 0 | 2715 | 2715 | 654 | 23278 |
| 16. MYSORE | 1262 | @ | @ | 1262 | 0 | 0 | 0 | 1284 | 12416 |
| 17. RAICHUR | 0 | 0 | 199 | 199 | 0 | 505 | 505 | 4025 | 14228 |
| 18. SHIMOGA | 106 | 0 | 159 | 265 | 0 | 1079 | 1079 | 0 | 15276 |
| 19. SOUTH CANARA | 170 | 190 | 1927 | 2287 | 0 | 9042 | 9042 | 4293 | 40699 |
| 20. TUMKUR* | 18 | 102 | 290 | 410 | 0 | 1545 | 1545 | 671 | 6650 |
| STATE TOTAL : | 2525 | 581 | 4560 | 7666 | 17 | 29080 | 29097 | 37807 | 389250 |

**DISTRICT CENTRAL COOPERATIVE BANKS
(BANKWISE AND CONSOLIDATED)
7. HIMACHAL PRADESH
(AS ON 31st MARCH)**

**TABLE - VII (A)
LOANS OUTSTANDING - SHORT TERM AGRICULTURAL
AND SHORT TERM NON-AGRICULTURAL
DURING 2005-2006**

(Rs. IN LAKHS)

| NAME OF THE DISTRICT CENTRAL COOPERATIVE BANKS IN THE STATE | SHORT TERM AGRICULTURAL | | | | SHORT TERM NON-AGRICULTURAL | | | |
|--|--|--------------------------|---------------------------------------|------------------------------------|-----------------------------|---------------------------|--------|--|
| | SEASONAL AGRICULTURAL OPERATIONS | MARKETING OF CROPS | OTHERS INCLUDING SUPPLY & DIST. | TOTAL S. T. AGRI. (61 TO 63) | INDUSTRIAL PURPOSES | CONSUMP- TION LOANS | OTHERS | TOTAL S. T. NON-AGRI. (65 TO 67) |
| 1 | 61 | 62 | 63 | 64 | 65 | 66 | 67 | 68 |
| 1. JOGINDRA | 637 | 0 | 0 | 637 | 0 | 0 | 1277 | 1277 |
| 2. KANGRA | 1830 | 0 | 0 | 1830 | 209 | 1587 | 4457 | 6253 |
| STATE TOTAL : | 2467 | 0 | 0 | 2467 | 209 | 1587 | 5734 | 7530 |
| 8. JAMMU AND KASHMIR | | | | | | | | |
| 1. ANANTNAG | 451 | 0 | 0 | 451 | 0 | 0 | 2371 | 2371 |
| 2. BARAMULLA | 1930 | 0 | 0 | 1930 | 91 | 0 | 2115 | 2206 |
| 3. JAMMU (DCCB) | 1676 | 0 | 0 | 1676 | 0 | 0 | 3901 | 3901 |
| STATE TOTAL : | 4057 | 0 | 0 | 4057 | 91 | 0 | 8387 | 8478 |
| 9. KARNATAKA | | | | | | | | |
| 1. BANGALORE | 6694 | 0 | 0 | 6694 | 0 | 1514 | 0 | 1514 |
| 2. BELGAUM | 25668 | 0 | 0 | 25668 | 11660 | 0 | 2151 | 13811 |
| 3. BELLARY | 6935 | 0 | 0 | 6935 | 0 | 0 | 734 | 734 |
| 4. BIDAR* | 21985 | 13 | 0 | 21998 | 3595 | 0 | 9572 | 13167 |
| 5. BIJAPUR | 15717 | 0 | 0 | 15717 | 2631 | 0 | 2047 | 4678 |
| 6. CHIKMAGALUR | 8305 | 0 | 0 | 8305 | 0 | 0 | 306 | 306 |
| 7. CHITRADURG | 2783 | 0 | 0 | 2783 | 596 | 0 | 1112 | 1708 |
| 8. DAVANAGERE* | 8076 | 11 | 0 | 8087 | 2017 | 0 | 100 | 2117 |
| 9. GULBARGA | 4382 | 0 | 14 | 4396 | 0 | 0 | 653 | 653 |
| 10. HASSAN | 10261 | 0 | 0 | 10261 | 0 | 0 | 42 | 42 |
| 11. KANARA | 3876 | 96 | 50 | 4022 | 135 | 2305 | 4790 | 7230 |
| 12. KARNATAKA (DCCB) | 21194 | 0 | 0 | 21194 | 10471 | 0 | 4060 | 14531 |
| 13. KODAGU | 11919 | 0 | 0 | 11919 | 0 | 0 | 1778 | 1778 |
| 14. KOLAR* | 9089 | 0 | 0 | 9089 | 0 | 6 | 666 | 672 |
| 15. MANDYA | 11218 | 0 | 0 | 11218 | 0 | 0 | 9114 | 9114 |
| 16. MYSORE | 8167 | 0 | 0 | 8167 | 1264 | 0 | 0 | 1264 |
| 17. RAICHUR | 7361 | 0 | 0 | 7361 | 0 | 0 | 422 | 422 |
| 18. SHIMOGA | 5696 | 621 | 797 | 7114 | 0 | 0 | 989 | 989 |
| 19. SOUTH CANARA | 17296 | 0 | 0 | 17296 | 0 | 0 | 2086 | 2086 |
| 20. TUMKUR* | 4992 | 202 | 0 | 5194 | 468 | 0 | 1297 | 1765 |
| STATE TOTAL : | 211614 | 943 | 861 | 213418 | 32837 | 3825 | 41919 | 78581 |

**DISTRICT CENTRAL COOPERATIVE BANKS
(BANKWISEWISE AND CONSOLIDATEI
7. HIMACHAL PRADESH
(AS ON 31st MARCH)**

**TABLE - VII (B)
LOANS OUTSTANDING - MEDIUM TERM AGRICULTURAL
AND MEDIUM TERM NON-AGRICULTURAL
DURING 2005-2006**

(Rs. IN LAKHS)

| NAME OF THE STATES (DISTRICT CENTRAL COOPERATIVE BANKS STATE WISE TOTAL) | MEDIUM TERM AGRICULTURAL | | | | MEDIUM TERM NON-AGRICULTURAL | | | OTHER LOANS OUTSTANDINGS | TOTAL LOANS OUTSTANDING (64+68+72+75+76) |
|---|--------------------------|---------------------|--------|------------------------------------|------------------------------|--------|--|-----------------------------|--|
| | MINOR IRRIGATION | ANIMAL HUSBANDRY | OTHERS | TOTAL M. T. AGRI. (69 TO 71) | PURCHASE OF SHARES | OTHERS | TOTAL M. T. NON-AGRI. (73 TO 74) | | |
| 1 | 69 | 70 | 71 | 72 | 73 | 74 | 75 | 76 | 77 |
| 1. JOGINDRA | 0 | 0 | 1613 | 1613 | 0 | 4132 | 4132 | 0 | 7659 |
| 2. KANGRA | 0 | 207 | 2479 | 2686 | 0 | 59617 | 59617 | 23738 | 94124 |
| STATE TOTAL : | 0 | 207 | 4092 | 4299 | 0 | 63749 | 63749 | 23738 | 101783 |
| 8. JAMMU AND KASHMIR | | | | | | | | | |
| 1. ANANTNAG | 0 | 0 | 330 | 330 | 0 | 914 | 914 | 4120 | 8186 |
| 2. BARAMULLA | 0 | 774 | 0 | 774 | 0 | 3836 | 3836 | 22 | 8768 |
| 3. JAMMU (DCCB) | 0 | 0 | 1750 | 1750 | 0 | 10308 | 10308 | 2155 | 19790 |
| STATE TOTAL : | 0 | 774 | 2080 | 2854 | 0 | 15058 | 15058 | 6297 | 36744 |
| 9. KARNATAKA | | | | | | | | | |
| 1. BANGALORE | 0 | 0 | 27 | 27 | 0 | 0 | 0 | 5335 | 13570 |
| 2. BELGAUM | 729 | 0 | 0 | 729 | 4 | 3143 | 3147 | 0 | 43355 |
| 3. BELLARY | 0 | 0 | 325 | 325 | 0 | 3095 | 3095 | 494 | 11583 |
| 4. BIDAR* | 1637 | 40 | 174 | 1851 | 154 | 3962 | 4116 | 1449 | 42581 |
| 5. BIJAPUR | 119 | 3 | 161 | 283 | 8 | 2549 | 2557 | 385 | 23620 |
| 6. CHIKMAGALUR | 0 | 0 | 1108 | 1108 | 0 | 1122 | 1122 | 147 | 10988 |
| 7. CHITRADURG | 0 | 118 | 0 | 118 | 0 | 86 | 86 | 39 | 4734 |
| 8. DAVANAGERE* | 0 | 678 | 136 | 814 | 0 | 1338 | 1338 | 324 | 12680 |
| 9. GULBARGA | 0 | 20 | 72 | 92 | 0 | 0 | 0 | 180 | 5321 |
| 10. HASSAN | 0 | 0 | 84 | 84 | 0 | 6191 | 6191 | 179 | 16757 |
| 11. KANARA | 156 | 10 | 2773 | 2939 | 0 | 1698 | 1698 | 13945 | 29834 |
| 12. KARNATAKA (DCCB) | 1718 | 234 | 147 | 2099 | 12 | 4460 | 4472 | 1487 | 43783 |
| 13. KODAGU | 0 | 0 | 550 | 550 | 0 | 35 | 35 | 1158 | 15440 |
| 14. KOLAR* | 528 | 1202 | 1644 | 3374 | 453 | 206 | 659 | 409 | 14203 |
| 15. MANDYA | 58 | 0 | 133 | 191 | 0 | 2039 | 2039 | 561 | 23123 |
| 16. MYSORE | 1543 | @ | @ | 1543 | 0 | 782 | 782 | 1284 | 13040 |
| 17. RAICHUR | 0 | 0 | 178 | 178 | 0 | 792 | 792 | 1959 | 10712 |
| 18. SHIMOGA | 161 | 0 | 342 | 503 | 0 | 2243 | 2243 | 0 | 10849 |
| 19. SOUTH CANARA | 307 | 235 | 2656 | 3198 | 0 | 13847 | 13847 | 2418 | 38845 |
| 20. TUMKUR* | 298 | 226 | 863 | 1387 | 0 | 1689 | 1689 | 102 | 10137 |
| STATE TOTAL : | 7254 | 2766 | 11373 | 21393 | 631 | 49277 | 49908 | 31855 | 395155 |

**DISTRICT CENTRAL COOPERATIVE BANKS
(BANKWISE AND CONSOLIDATED)
7. HIMACHAL PRADESH
(AS ON 31st MARCH)**

**TABLE - VIII
PURPOSE WISE DEMAND AND COLLECTION
DURING 2005-2006**

(Rs. IN LAKHS)

| NAME OF THE STATES (DISTRICT CENTRAL COOPERATIVE BANKS STATE WISE TOTAL) | DETAILS OF DEMAND | | | | | | DETAILS OF COLLECTION | | | | | |
|---|-------------------|-----------------------|-------------------|-----------------------|--------|---------------------|-----------------------|-----------------------|-------------------|-----------------------|--------|---------------------|
| | SHORT TERM | | MEDIUM TERM | | OTHERS | TOTAL (78 TO 82) | SHORT TERM | | MEDIUM TERM | | OTHERS | TOTAL (84 TO 88) |
| | AGRI- CULTURAL | NON-AGRI- CULTURAL | AGRI- CULTURAL | NON-AGRI- CULTURAL | | | AGRI- CULTURAL | NON-AGRI- CULTURAL | AGRI- CULTURAL | NON-AGRI- CULTURAL | | |
| 1 | 78 | 79 | 80 | 81 | 82 | 83 | 84 | 85 | 86 | 87 | 88 | 89 |
| 1. JOGINDRA | 632 | 5 | 686 | 2331 | 0 | 3654 | 516 | 0 | 374 | 1737 | 0 | 2627 |
| 2. KANGRA | 395 | 211 | 1221 | 20461 | 1725 | 24013 | 316 | 205 | 803 | 19307 | 851 | 21482 |
| STATE TOTAL : | 1027 | 216 | 1907 | 22792 | 1725 | 27667 | 832 | 205 | 1177 | 21044 | 851 | 24109 |
| 8. JAMMU AND KASHMIR | | | | | | | | | | | | |
| 1. ANANTNAG | 565 | 1184 | 244 | 614 | 0 | 2607 | 291 | 438 | 90 | 152 | 0 | 971 |
| 2. BARAMULLA | 1218 | 427 | 447 | 906 | 1074 | 4072 | 726 | 427 | 201 | 702 | 719 | 2775 |
| 3. JAMMU (DCCB) | 2567 | 557 | 2061 | 2588 | 373 | 8146 | 487 | 65 | 311 | 2011 | 330 | 3204 |
| STATE TOTAL : | 4350 | 2168 | 2752 | 4108 | 1447 | 14825 | 1504 | 930 | 602 | 2865 | 1049 | 6950 |
| 9. KARNATAKA | | | | | | | | | | | | |
| 1. BANGALORE | 3037 | 1911 | 132 | 4090 | 0 | 9170 | 2211 | 940 | 106 | 1951 | 0 | 5208 |
| 2. BELGAUM | 29273 | 873 | 2716 | 1310 | 0 | 34172 | 24900 | 844 | 2214 | 684 | 0 | 28642 |
| 3. BELLARY | 4224 | 2076 | 336 | 1195 | 0 | 7831 | 2461 | 1926 | 147 | 973 | 0 | 5507 |
| 4. BIDAR* | 20800 | 173 | 635 | 2667 | 0 | 24275 | 8905 | 115 | 531 | 1779 | 0 | 11330 |
| 5. BIJAPUR | 17810 | 1545 | 399 | 748 | 0 | 20502 | 15580 | 1286 | 221 | 360 | 0 | 17447 |
| 6. CHIKMAGALUR | 7456 | 433 | 2635 | 591 | 69 | 11184 | 5880 | 305 | 1922 | 432 | 32 | 8571 |
| 7. CHITRADURG | 2486 | 1355 | 193 | 77 | 0 | 4111 | 2047 | 377 | 117 | 63 | 0 | 2604 |
| 8. DAVANAGERE* | 9728 | 2358 | 287 | 824 | 42 | 13239 | 6476 | 2102 | 41 | 393 | 7 | 9019 |
| 9. GULBARGA | 4731 | 514 | 0 | 0 | 233 | 5478 | 3076 | 415 | 0 | 0 | 184 | 3675 |
| 10. HASSAN | 7791 | 0 | 375 | 4848 | 0 | 13014 | 6776 | 0 | 291 | 4323 | 0 | 11390 |
| 11. KANARA | 5713 | 3422 | 166 | 789 | 9908 | 19998 | 3006 | 3422 | 164 | 402 | 9055 | 16049 |
| 12. KARNATAKA (DCCB) | 30564 | 225 | 777 | 3018 | 0 | 34584 | 21025 | 163 | 759 | 2178 | 0 | 24125 |
| 13. KODAGU | 10460 | 4645 | 441 | 37 | 70 | 15653 | 10313 | 4555 | 369 | 6 | 24 | 15267 |
| 14. KOLAR* | 8728 | 264 | 1661 | 632 | 0 | 11285 | 167 | 96 | 130 | 188 | 0 | 581 |
| 15. MANDYA | 12278 | 1267 | 90 | 1296 | 4148 | 19079 | 11639 | 1244 | 74 | 1146 | 0 | 14103 |
| 16. MYSORE | 9071 | 0 | 1040 | 17 | 0 | 10128 | 7636 | 0 | 932 | 0 | 0 | 8568 |
| 17. RAICHUR | 4695 | 417 | 125 | 512 | 0 | 5749 | 4310 | 329 | 82 | 412 | 0 | 5133 |
| 18. SHIMOGA | 9395 | 804 | 222 | 872 | 0 | 11293 | 9181 | 552 | 207 | 747 | 0 | 10687 |
| 19. SOUTH CANARA | 14103 | 1803 | 334 | 4916 | 0 | 21156 | 14103 | 1615 | 334 | 2674 | 0 | 18726 |
| 20. TUMKUR* | 4056 | 0 | 234 | 1419 | 537 | 6246 | 2301 | 0 | 86 | 1339 | 7 | 3733 |
| STATE TOTAL : | 216399 | 24085 | 12798 | 29858 | 15007 | 298147 | 161993 | 20286 | 8727 | 20050 | 9309 | 220365 |

DISTRICT CENTRAL COOPERATIVE BANKS

TABLE - IX

(BANKWISE AND CONSOLIDATED) PURPOSE WISE BALANCES (OVERDUES) AND % OF OVERDUES TO DEMAND

7. HIMACHAL PRADESH

DURING 2005-2006

(AS ON 31st MARCH)

(Rs. IN LAKHS)

(PERCENTAGE %)

| NAME OF THE STATES (DISTRICT CENTRAL COOPERATIVE BANKS STATE WISE TOTAL) | DETAILS OF BALANCES (OVERDUES) | | | | | | PERCENTAGE OF OVERDUES TO DEMAND | | | | | |
|---|--------------------------------|-----------------------|-------------------|-----------------------|-------------|---------------------|----------------------------------|-----------------------|-------------------|-----------------------|--------------|--------------|
| | SHORT TERM | | MEDIUM TERM | | OTHERS | TOTAL (90 TO 94) | SHORT TERM | | MEDIUM TERM | | OTHERS | TOTAL |
| | AGRI- CULTURAL | NON-AGRI- CULTURAL | AGRI- CULTURAL | NON-AGRI- CULTURAL | | | AGRI- CULTURAL | NON-AGRI- CULTURAL | AGRI- CULTURAL | NON-AGRI- CULTURAL | | |
| 1 | 90 | 91 | 92 | 93 | 94 | 95 | 96 | 97 | 98 | 99 | 100 | 101 |
| 1. JOGINDRA | 116 | 5 | 312 | 594 | 0 | 1027 | 18.35 | 100.00 | 45.48 | 25.48 | 0.00 | 28.11 |
| 2. KANGRA | 79 | 6 | 418 | 1154 | 874 | 2531 | 20.00 | 2.84 | 34.23 | 5.64 | 50.67 | 10.54 |
| STATE TOTAL : | 195 | 11 | 730 | 1748 | 874 | 3558 | 18.99 | 5.09 | 38.28 | 7.67 | 50.67 | 12.86 |
| 8. JAMMU AND KASHMIR | | | | | | | | | | | | |
| 1. ANANTNAG | 274 | 746 | 154 | 462 | 0 | 1636 | 48.50 | 63.01 | 63.11 | 75.24 | 0.00 | 62.75 |
| 2. BARAMULLA | 492 | 0 | 246 | 204 | 355 | 1297 | 40.39 | 0.00 | 55.03 | 22.52 | 33.05 | 31.85 |
| 3. JAMMU (DCCB) | 2080 | 492 | 1750 | 577 | 43 | 4942 | 81.03 | 88.33 | 84.91 | 22.30 | 11.53 | 60.67 |
| STATE TOTAL : | 2846 | 1238 | 2150 | 1243 | 398 | 7875 | 65.43 | 57.10 | 78.13 | 30.26 | 27.51 | 53.12 |
| 9. KARNATAKA | | | | | | | | | | | | |
| 1. BANGALORE | 826 | 971 | 26 | 2139 | 0 | 3962 | 27.20 | 50.81 | 19.70 | 52.30 | 0.00 | 43.21 |
| 2. BELGAUM | 4373 | 29 | 502 | 626 | 0 | 5530 | 14.94 | 3.32 | 18.48 | 47.79 | 0.00 | 16.18 |
| 3. BELLARY | 1763 | 150 | 189 | 222 | 0 | 2324 | 41.74 | 7.23 | 56.25 | 18.58 | 0.00 | 29.68 |
| 4. BIDAR* | 11895 | 58 | 104 | 888 | 0 | 12945 | 57.19 | 33.53 | 16.38 | 33.30 | 0.00 | 53.33 |
| 5. BIJAPUR | 2230 | 259 | 178 | 388 | 0 | 3055 | 12.52 | 16.76 | 44.61 | 51.87 | 0.00 | 14.90 |
| 6. CHIKMAGALUR | 1576 | 128 | 713 | 159 | 37 | 2613 | 21.14 | 29.56 | 27.06 | 26.90 | 53.62 | 23.36 |
| 7. CHITRADURG | 439 | 978 | 76 | 14 | 0 | 1507 | 17.66 | 72.18 | 39.38 | 18.18 | 0.00 | 36.66 |
| 8. DAVANAGERE* | 3252 | 256 | 246 | 431 | 35 | 4220 | 33.43 | 10.86 | 85.71 | 52.31 | 83.33 | 31.88 |
| 9. GULBARGA | 1655 | 99 | 0 | 0 | 49 | 1803 | 34.98 | 19.26 | 0.00 | 0.00 | 21.03 | 32.91 |
| 10. HASSAN | 1015 | 0 | 84 | 525 | 0 | 1624 | 13.03 | 0.00 | 22.40 | 10.83 | 0.00 | 12.48 |
| 11. KANARA | 2707 | 0 | 2 | 387 | 853 | 3949 | 47.38 | 0.00 | 1.20 | 49.05 | 8.61 | 19.75 |
| 12. KARNATAKA (DCCB) | 9539 | 62 | 18 | 840 | 0 | 10459 | 31.21 | 27.56 | 2.32 | 27.83 | 0.00 | 30.24 |
| 13. KODAGU | 147 | 90 | 72 | 31 | 46 | 386 | 1.41 | 1.94 | 16.33 | 83.78 | 65.71 | 2.47 |
| 14. KOLAR* | 8561 | 168 | 1531 | 444 | 0 | 10704 | 98.09 | 63.64 | 92.17 | 70.25 | 0.00 | 94.85 |
| 15. MANDYA | 639 | 23 | 16 | 150 | 4148 | 4976 | 5.20 | 1.82 | 17.78 | 11.57 | 100.00 | 26.08 |
| 16. MYSORE | 1435 | 0 | 108 | 17 | 0 | 1560 | 15.82 | 0.00 | 10.38 | 100.00 | 0.00 | 15.40 |
| 17. RAICHUR | 385 | 88 | 43 | 100 | 0 | 616 | 8.20 | 21.10 | 34.40 | 19.53 | 0.00 | 10.71 |
| 18. SHIMOGA | 214 | 252 | 15 | 125 | 0 | 606 | 2.28 | 31.34 | 6.76 | 14.33 | 0.00 | 5.37 |
| 19. SOUTH CANARA | 0 | 188 | 0 | 2242 | 0 | 2430 | 0.00 | 10.43 | 0.00 | 45.61 | 0.00 | 11.49 |
| 20. TUMKUR* | 1755 | 0 | 148 | 80 | 530 | 2513 | 43.27 | 0.00 | 63.25 | 5.64 | 98.70 | 40.23 |
| STATE TOTAL : | 54406 | 3799 | 4071 | 9808 | 5698 | 77782 | 25.14 | 15.77 | 31.81 | 32.85 | 37.97 | 26.09 |

DISTRICT CENTRAL COOPERATIVE BANKS

TABLE - X

(BANKWISE AND CONSOLIDATED)

COST OF MANAGEMENT, NUMBER OF EMPLOYEES, PROFIT/LOSS AND

7. HIMACHAL PRADESH

DIVIDEND DECLARED, BRANCHES WORKING IN PROFIT/LOSS

(AS ON 31st MARCH)

DURING 2005-2006

(Rs. IN LAKHS)

| NAME OF THE STATES (DISTRICT CENTRAL COOPERATIVE BANKS STATE WISE TOTAL) | COST OF MANAGEMENT | | | TOTAL NO. OF EMPLOYEES | COST OF MGMT. PER EMPLOYEE | COST OF MGMT. TO WORKING CAP. (%) | BANKS IN PROFIT (+) LOSS (-) | DIVIDEND DECLARED (%) | BRANCHES WORKING AT | | AUDIT CLASSI- FICATION (A/B/C/D/. GOVT.) |
|---|--------------------|-------------------|-------|---------------------------|----------------------------------|--|------------------------------------|-------------------------------|---------------------|-------|--|
| | SALARIES | OTHER EXPENCES | TOTAL | | | | | | PROFIT | LOSS | |
| 1 | 102 | 103 | 104 | 105 | 106 | 107 | 108 | 104 | 110 | 111 | 112 |
| 1. JOGINDRA | 314 | 115 | 429 | 133 | 3.23 | 1.59 | 114 | 0 | 15 | 5 | B |
| 2. KANGRA | 2138 | 781 | 2919 | 1136 | 2.57 | 1.01 | 4814 | 12 | 140 | 20 | A |
| STATE TOTAL : | 2452 | 896 | 3348 | 1269 | 2.64 | 1.05 | (+) 4,928 (-) 0 | 12 | 155 | 25 | NOT COMPILED |
| 8. JAMMU AND KASHMIR | | | | | | | | | | | |
| 1. ANANTNAG | 316 | 26 | 342 | 211 | 1.62 | 2.71 | -4063 | 0 | 3 | 23 | D |
| 2. BARAMULLA | 324 | 82 | 406 | 174 | 2.33 | 2.28 | -80 | 0 | 25 | 7 | C |
| 3. JAMMU (DCCB) | 1229 | 231 | 1460 | 648 | 2.25 | 2.36 | -424 | 0 | 28 | 39 | A |
| STATE TOTAL : | 1869 | 339 | 2208 | 1033 | 2.14 | 2.39 | (+) 0 (-) 4,567 | 0 | 56 | 69 | NOT COMPILED |
| 9. KARNATAKA | | | | | | | | | | | |
| 1. BANGALORE | 334 | 855 | 1189 | 209 | 5.69 | 4.00 | -2683 | 0 | 21 | 2 | D |
| 2. BELGAUM | 1684 | 2122 | 3806 | 644 | 5.91 | 4.87 | -2393 | 0 | 88 | 1 | C |
| 3. BELLARY | 275 | 111 | 386 | 144 | 2.68 | 1.75 | 214 | 3 | N. A. | N. A. | B |
| 4. BIDAR* | 492 | 387 | 879 | 202 | 4.35 | 1.62 | 217 | 8 | 41 | 3 | B |
| 5. BIJAPUR | 393 | 204 | 597 | 186 | 3.21 | 1.51 | 552 | 5 | 25 | 1 | A |
| 6. CHIKMAGALUR | 283 | 939 | 1222 | 129 | 9.47 | 7.44 | 1100 | 0 | 14 | 5 | D |
| 7. CHITRADURG | 122 | 40 | 162 | 70 | 2.31 | 2.40 | 83 | 0 | 9 | 1 | C |
| 8. DAVANAGERE* | 99 | 1321 | 1420 | N. A. | 0.00 | 7.95 | -548 | 0 | 6 | 4 | D |
| 9. GULBARGA | 110 | 84 | 194 | 44 | 4.41 | 1.92 | 443 | 0 | 12 | 0 | C |
| 10. HASSAN | 295 | 118 | 413 | 172 | 2.40 | 1.83 | 277 | 5 | 25 | 0 | A |
| 11. KANARA | 664 | 299 | 963 | 330 | 2.92 | 1.93 | 151 | 7 | 46 | 0 | A |
| 12. KARNATAKA (DCCB) | 555 | 389 | 944 | 273 | 3.46 | 1.68 | 237 | 7 | 39 | 5 | B |
| 13. KODAGU | 223 | 77 | 300 | 141 | 2.13 | 1.35 | 572 | 15 | 11 | 0 | A |
| 14. KOLAR* | 93 | 52 | 145 | 82 | 1.77 | 0.70 | -1846 | 0 | 8 | 7 | D |
| 15. MANDYA | 528 | 234 | 762 | 300 | 2.54 | 2.08 | 200 | 5 | 43 | 4 | B |
| 16. MYSORE | 288 | 1059 | 1347 | 187 | 7.20 | 6.52 | 269 | 0 | 12 | 4 | C |
| 17. RAICHUR | 226 | 728 | 954 | 145 | 6.58 | 183.11 | 109 | 0 | 6 | 10 | B |
| 18. SHIMOGA | 223 | 449 | 672 | 163 | 4.12 | 2.86 | 178 | 5 | 18 | 3 | A |
| 19. SOUTH CANARA | 636 | 867 | 1503 | 384 | 3.91 | 2.50 | 507 | 11 | 30 | 21 | A |
| 20. TUMKUR* | 189 | 61 | 250 | 156 | 1.60 | 1.88 | -512 | 0 | 20 | 0 | A |
| STATE TOTAL : | 7712 | 10396 | 18108 | 3961 | 4.57 | 3.01 | (+) 5,109 (-) 7,982 | 71 | 474 | 71 | NOT COMPILED |

**DISTRICT CENTRAL COOPERATIVE BANKS
(BANK WISE AND CONSOLIDATED)**

**10. KERALA
(AS ON 31st MARCH)**

**TABLE - II
NUMBER OF OFFICES, MEMBERSHIP, SHARE CAPITAL
AND RESERVE FUNDS
DURING 2005-2006**

(Rs. IN LAKHS)

| NAME OF THE DISTRICT CENTRAL COOPERATIVE BANKS IN THE STATE | NUMBER OF OFFICES INCLUDING HEAD OFFICE | MEMBERSHIP (IN NUMBERS) | | | PAID UP SHARE CAPITAL | | | TOTAL SHARE CAPITAL (6 TO 8) | RESERVES AND OTHER FUNDS | | | TOTAL RESERVE FUNDS (10 TO 12) |
|--|---|-------------------------------|------------------|-------------------------------------|---------------------------|--------------------------|--------------------------|---|------------------------------|---|-------------------|---|
| | | COOPE- RATIVE SOCIETIES | INDIVI- DUALS | TOTAL MEMBER SHIP (3 TO 4) | FROM COOPE- RATIVES | FROM GOVERN- MENTS | FROM INDIVI- DUALS | | STATUTORY RESERVE FUND | AGRIL. CREDIT STABILISA- TION FUND | OTHER RESERVES | |
| 1 | 2 | 3 | 4 | 5 | 6 | 7 | 8 | 9 | 10 | 11 | 12 | 13 |
| 1. ALAPPUZHA | 48 | 1106 | 1 | 1107 | 517 | 194 | 0 | 711 | 169 | 211 | 4596 | 4976 |
| 2. ERNAKULAM | 48 | 691 | 1 | 692 | 1578 | 150 | 0 | 1728 | 2644 | 1261 | 6285 | 10190 |
| 3. IDUKKI | 44 | 503 | 0 | 503 | 535 | 434 | 0 | 969 | 651 | 408 | 3529 | 4588 |
| 4. KANNUR(CANNANORE) | 48 | 1260 | 0 | 1260 | 841 | 333 | 0 | 1174 | 1021 | 816 | 6199 | 8036 |
| 5. KASARAGOD* | 24 | 475 | 1 | 476 | 264 | 256 | 0 | 520 | 108 | 113 | 1240 | 1461 |
| 6. KOLLAM | 109 | 933 | 1 | 934 | 434 | 196 | 53 | 683 | 588 | 440 | 912 | 1940 |
| 7. KOTTAYAM | 54 | 828 | 0 | 828 | 502 | 177 | 0 | 679 | 178 | 221 | 1866 | 2265 |
| 8. KOZHIKODE | 43 | 504 | 1 | 505 | 241 | 213 | 0 | 454 | 131 | 113 | 3113 | 3357 |
| 9. MALAPPURAM | 39 | 340 | 1 | 341 | 297 | 249 | 0 | 546 | 221 | 168 | 3709 | 4098 |
| 10. PALAKKAD | 30 | 521 | 0 | 521 | 449 | 336 | 0 | 785 | 228 | 209 | 6437 | 6874 |
| 11. PATHANAMTHITTA* | 41 | 477 | 1 | 478 | 222 | 98 | 0 | 320 | 167 | 180 | 1199 | 1546 |
| 12. THIRUVANANTHAPURAM* | 59 | 1395 | 0 | 1395 | 1403 | 300 | 0 | 1703 | 780 | 475 | 13190 | 14445 |
| 13. THRISSUR | 48 | 835 | 0 | 835 | 428 | 222 | 0 | 650 | 308 | 237 | 4237 | 4782 |
| 14. WAYANAD | 17 | 234 | 0 | 234 | 175 | 301 | 0 | 476 | 53 | 36 | 780 | 869 |
| STATE TOTAL : | 652 | 10102 | 7 | 10109 | 7886 | 3459 | 53 | 11398 | 7247 | 4888 | 57292 | 69427 |
| 11. MADHYA PRADESH | | | | | | | | | | | | |
| 1. BHOPAL | 25 | 357 | 4957 | 5314 | 223 | 0 | 1 | 224 | 730 | 230 | 988 | 1948 |
| 2. GUNA* | 16 | 256 | 2951 | 3207 | 404 | 103 | 1 | 508 | 5 | 5 | 2503 | 2513 |
| 3. INDORE | 28 | 454 | 16530 | 16984 | 765 | 54 | 9 | 828 | 354 | 298 | 2052 | 2704 |
| 4. BALAGHAT | 21 | 233 | 9397 | 9630 | 653 | 45 | 5 | 703 | 53 | 76 | 1521 | 1650 |
| 5. BETUL | 17 | 230 | 0 | 230 | 392 | 43 | 0 | 435 | 20 | 0 | 1535 | 1555 |
| 6. BHIND | 24 | 378 | 4318 | 4696 | 820 | 108 | 0 | 928 | 126 | 21 | 1913 | 2060 |
| 7. CHHATARPUR | 21 | 278 | 4680 | 4958 | 513 | 117 | 1 | 631 | 23 | 10 | 3146 | 3179 |
| 8. CHHINDWARA* | 29 | 437 | 2156 | 2593 | 524 | 230 | 0 | 754 | 29 | 33 | 2636 | 2698 |
| 9. DAMOH | 18 | 228 | 3708 | 3936 | 416 | 61 | 2 | 479 | 9 | 7 | 2740 | 2756 |
| 10. DATIA* | 9 | 142 | 206 | 348 | 337 | 66 | 0 | 403 | 5 | 6 | 528 | 539 |
| 11. DEWAS | 21 | 285 | 1 | 286 | 617 | 198 | 0 | 815 | 56 | 11 | 3631 | 3698 |
| 12. DHAR | 31 | 95 | 31 | 126 | 1018 | 23 | 2 | 1043 | 21 | 27 | 2361 | 2409 |
| 13. GWALIOR | 15 | 451 | 4616 | 5067 | 417 | 112 | 0 | 529 | 9 | 10 | 2991 | 3010 |
| 14. HOSHANGABAD | 23 | 304 | 1860 | 2164 | 1193 | 242 | 0 | 1435 | 21 | 15 | 4606 | 4642 |
| 15. JABALPUR | 25 | 448 | 1240 | 1688 | 484 | 225 | 0 | 709 | 7 | 8 | 3235 | 3250 |
| 16. JHABUA | 21 | 185 | 15949 | 16134 | 350 | 22 | 1 | 373 | 412 | 398 | 1631 | 2441 |
| 17. KHANDWA | 34 | 589 | 15679 | 16268 | 1113 | 175 | 3 | 1291 | 29 | 41 | 5838 | 5908 |

**DISTRICT CENTRAL COOPERATIVE BANKS
(STATE WISE AND CONSOLIDATED)**

**10. KERALA
(AS ON 31st MARCH)**

**TABLE - III
DEPOSITS SOURCE-WISE AND TYPE-WISE
DURING 2005-2006**

(Rs. IN LAKHS)

| NAME OF THE DISTRICT CENTRAL COOPERATIVE BANKS IN THE STATE | INSTITUTIONAL DEPOSITS FROM | | | | TOTAL DEPOSITS (14 TO 17) OR (19 TO 23) | TYPEWISE DEPOSITS | | | | |
|--|-----------------------------|------------------|-----------------|-------------|---|-------------------|---------------|---------------|------------------|-------------------|
| | COOPER- ATIVES | INDIVI- DUALS | LOCAL BODIES | OTHERS | | CURRENT | SAVINGS | FIXED | RESERVE FUNDS | OTHER DEPOSITS |
| 1 | 14 | 15 | 16 | 17 | 18 | 19 | 20 | 21 | 22 | 23 |
| 1. ALAPPUZHA | 19238 | 25899 | 0 | 0 | 45137 | 767 | 12032 | 30965 | 0 | 1373 |
| 2. ERNAKULAM | 92687 | 43057 | 752 | 0 | 136496 | 5639 | 20751 | 107300 | 2192 | 614 |
| 3. IDUKKI | 10422 | 25368 | 252 | 0 | 36042 | 4401 | 4992 | 17080 | 183 | 9386 |
| 4. KANNUR(CANNANORE) | 36472 | 25201 | 0 | 0 | 61673 | 2167 | 14833 | 42673 | 0 | 2000 |
| 5. KASARAGOD* | 8965 | 7676 | 0 | 0 | 16641 | 935 | 4611 | 11095 | 0 | 0 |
| 6. KOLLAM | 29544 | 34979 | 581 | 14 | 65118 | 2105 | 14403 | 47814 | 781 | 15 |
| 7. KOTTAYAM | 42376 | 21734 | 171 | 433 | 64714 | 4870 | 7702 | 50928 | 1214 | 0 |
| 8. KOZHIKODE | 30060 | 22378 | 122 | 10 | 52570 | 3970 | 10266 | 32987 | 838 | 4509 |
| 9. MALAPPURAM | 40010 | 20849 | 0 | 0 | 60859 | 3448 | 13852 | 42417 | 1127 | 15 |
| 10. PALAKKAD | 25206 | 13607 | 0 | 3510 | 42323 | 1729 | 5419 | 33958 | 982 | 235 |
| 11. PATHANAMTHITTA* | 16168 | 14840 | 322 | 394 | 31724 | 4977 | 1507 | 25239 | 0 | 1 |
| 12. THIRUVANANTHAPURAM* | 54796 | 41540 | 987 | 0 | 97323 | 3047 | 16016 | 77532 | 720 | 8 |
| 13. THRISSUR | 55950 | 16014 | 7947 | 3259 | 83170 | 3300 | 12254 | 55398 | 402 | 11816 |
| 14. WAYANAD | 4658 | 6863 | 0 | 0 | 11521 | 952 | 2913 | 0 | 0 | 7656 |
| STATE TOTAL : | 466552 | 320005 | 11134 | 7620 | 805311 | 42307 | 141551 | 575386 | 8439 | 37628 |
| 11. MADHYA PRADESH | | | | | | | | | | |
| 1. BHOPAL | 8495 | 37519 | 0 | 2500 | 48514 | 897 | 8978 | 36071 | 48 | 2520 |
| 2. GUNA* | 395 | 3884 | 870 | 0 | 5149 | 317 | 2165 | 2444 | 223 | 0 |
| 3. INDORE | 12580 | 11974 | 1513 | 214 | 26281 | 819 | 7104 | 18143 | 180 | 35 |
| 4. BALAGHAT | 2124 | 5422 | 1023 | 0 | 8569 | 773 | 3193 | 4234 | 367 | 2 |
| 5. BETUL | 1071 | 5094 | 1937 | 0 | 8102 | 415 | 3802 | 3885 | 0 | 0 |
| 6. BHIND | 806 | 8131 | 1745 | 0 | 10682 | 915 | 4292 | 5028 | 447 | 0 |
| 7. CHHATARPUR | 739 | 7171 | 1579 | 149 | 9638 | 1233 | 3740 | 4659 | 5 | 1 |
| 8. CHHINDWARA* | 2540 | 5950 | 2021 | 0 | 10511 | 439 | 4778 | 4834 | 460 | 0 |
| 9. DAMOH | 691 | 5273 | 1968 | 0 | 7932 | 434 | 3811 | 3618 | 69 | 0 |
| 10. DATIA* | 218 | 2139 | 471 | 0 | 2828 | 145 | 898 | 1731 | 54 | 0 |
| 11. DEWAS | 1328 | 5503 | 1298 | 0 | 8129 | 289 | 2813 | 4751 | 273 | 3 |
| 12. DHAR | 1190 | 7601 | 2600 | 276 | 11667 | 375 | 5119 | 5897 | 153 | 123 |
| 13. GWALIOR | 293 | 7465 | 487 | 0 | 8245 | 448 | 2706 | 5025 | 66 | 0 |
| 14. HOSHANGABAD | 875 | 7874 | 4130 | 0 | 12879 | 546 | 5020 | 6804 | 212 | 297 |
| 15. JABALPUR | 1955 | 6420 | 1113 | 0 | 9488 | 363 | 4475 | 4388 | 262 | 0 |
| 16. JHABUA | 678 | 5700 | 1791 | 0 | 8169 | 441 | 4420 | 3072 | 47 | 189 |
| 17. KHANDWA | 4045 | 17592 | 0 | 0 | 21637 | 753 | 7096 | 13788 | 0 | 0 |

DISTRICT CENTRAL COOPERATIVE BANKS

**(BANKWISE AND CONSOLIDATED) BORROWINGS FROM SCB / NABARD, GOVT. OF INDIA, COMMERCIAL BANKS,
10. KERALA**

(AS ON 31st MARCH)

TABLE - IV

CASH CREDIT & OVERDRAFTS AND OTHERS

DURING 2005-2006

(Rs. IN LAKHS)

| NAME OF THE DISTRICT CENTRAL COOPERATIVE BANKS IN THE STATE | BORROWINGS FROM SCB / NABARD | | | | | TOTAL LOANS FROM SCB/NABARD (24 TO 28) | LOANS FROM | | CASH CREDIT AND OVER- DRAFTS | TOTAL BORROW- INGS (29 TO 32) |
|--|------------------------------|----------------|------------------|----------------|-------|---|------------|--------------------------|--|--|
| | AGRICULTURAL | | NON-AGRICULTURAL | | OTHER | | GOVT. | COMMER- CIAL BANKS | | |
| | SHORT TERM | MEDIUM TERM | SHORT TERM | MEDIUM TERM | | | | | | |
| 1 | 24 | 25 | 26 | 27 | 28 | 29 | 30 | 31 | 32 | 33 |
| 1. ALAPPUZHA | 300 | 74 | 0 | 3741 | 1002 | 5117 | 0 | 0 | 0 | 5117 |
| 2. ERNAKULAM | 0 | 0 | 0 | 0 | 84 | 84 | 0 | 0 | 269 | 353 |
| 3. IDUKKI | 2550 | 841 | 510 | 1396 | 1607 | 6904 | 1000 | 0 | 11 | 7915 |
| 4. KANNUR(CANNANORE) | 4800 | 939 | 0 | 4 | 8312 | 14055 | 0 | 0 | 0 | 14055 |
| 5. KASARAGOD* | 1216 | 0 | 11 | 0 | 2668 | 3895 | 348 | 0 | 79 | 4322 |
| 6. KOLLAM | 4650 | 149 | 2819 | 0 | 1030 | 8648 | 0 | 0 | 0 | 8648 |
| 7. KOTTAYAM | 300 | 20 | 11 | 1420 | 120 | 1871 | 368 | 0 | 519 | 2758 |
| 8. KOZHIKODE | 1900 | 0 | 0 | 0 | 6317 | 8217 | 142 | 0 | 167 | 8526 |
| 9. MALAPPURAM | 400 | 0 | 54 | 196 | 7 | 657 | 430 | 0 | 0 | 1087 |
| 10. PALAKKAD | 3225 | 0 | 22 | 0 | 1 | 3248 | 0 | 0 | 50 | 3298 |
| 11. PATHANAMTHITTA* | 200 | 50 | 0 | 0 | 0 | 250 | 38 | 0 | 0 | 288 |
| 12. THIRUVANANTHAPURAM* | 6429 | 494 | 0 | 4209 | 22 | 11154 | 0 | 0 | 0 | 11154 |
| 13. THRISSUR | 400 | 0 | 0 | 291 | 1973 | 2664 | 0 | 0 | 0 | 2664 |
| 14. WAYANAD | 4975 | 189 | 623 | 1281 | 243 | 7311 | 0 | 0 | 0 | 7311 |
| STATE TOTAL : | 31345 | 2756 | 4050 | 12538 | 23386 | 74075 | 2326 | 0 | 1095 | 77496 |
| 11. MADHYA PRADESH | | | | | | | | | | |
| 1. BHOPAL | 0 | 2700 | 0 | 0 | 0 | 2700 | 0 | 0 | 0 | 2700 |
| 2. GUNA* | 1005 | 0 | 456 | 0 | 3 | 1464 | 37 | 0 | 757 | 2258 |
| 3. INDORE | 1100 | 16 | 75 | 45 | 39 | 1275 | 0 | 0 | 0 | 1275 |
| 4. BALAGHAT | 260 | 0 | 161 | 21 | 97 | 539 | 0 | 0 | 0 | 539 |
| 5. BETUL | 732 | 0 | 125 | 0 | 16 | 873 | 0 | 0 | 0 | 873 |
| 6. BHIND | 1902 | 0 | 319 | 0 | 1 | 2222 | 23 | 0 | 0 | 2245 |
| 7. CHHATARPUR | 1450 | 0 | 339 | 28 | 0 | 1817 | 0 | 0 | 0 | 1817 |
| 8. CHHINDWARA* | 2181 | 0 | 217 | 3 | 0 | 2401 | 0 | 0 | 0 | 2401 |
| 9. DAMOH | 1351 | 379 | 27 | 13 | 0 | 1770 | 0 | 0 | 0 | 1770 |
| 10. DATIA* | 2016 | 452 | 0 | 4 | 8 | 2480 | 15 | 0 | 0 | 2495 |
| 11. DEWAS | 4150 | 0 | 71 | 1 | 605 | 4827 | 95 | 0 | 0 | 4922 |
| 12. DHAR | 5550 | 0 | 140 | 259 | 35 | 5984 | 0 | 0 | 0 | 5984 |
| 13. GWALIOR | 1530 | 454 | 98 | 14 | 0 | 2096 | 56 | 0 | 0 | 2152 |
| 14. HOSHANGABAD | 12361 | 1051 | 2263 | 1448 | 1584 | 18707 | 18 | 0 | 0 | 18725 |
| 15. JABALPUR | 1707 | 74 | 141 | 66 | 0 | 1988 | 84 | 0 | 0 | 2072 |
| 16. JHABUA | 470 | 0 | 9 | 1220 | 0 | 1699 | 0 | 0 | 0 | 1699 |
| 17. KHANDWA | 2137 | 1235 | 61 | 23 | 0 | 3456 | 0 | 0 | 0 | 3456 |

DISTRICT CENTRAL COOPERATIVE BANKS

(BANKWISE AND CONSOLIDATED) WORKING CAPITAL, CASH AND BALANCES WITH BANKS, CALL DEPOSITS

10. KERALA

(AS ON 31st MARCH)

TABLE - V

AND DETAILS OF INVESTMENTS WITH VARIOUS AGENCIES

DURING 2005-2006

(Rs. IN LAKHS)

| NAME OF THE DISTRICT CENTRAL COOPERATIVE BANKS IN THE STATE | WORKING CAPITAL | CASH ON HAND | BALANCES WITH BANKS | CALL DEPOSITS | DETAILS OF INVESTMENTS | | | | | TOTAL INVESTMENTS (38 TO 42) |
|--|--------------------|-----------------|---------------------------|------------------|------------------------|----------------------------|------------------------------|-------------------|---------------------------|------------------------------------|
| | | | | | IN GOVT. SECURITIES | DEBEN- TURES OF LDBs | OTHER TRUSTEE SECURITY | FIXED DEPOSITS | OTHER INVEST- MENTS | |
| 1 | 34 | 35 | 36 | 37 | 38 | 39 | 40 | 41 | 42 | 43 |
| 1. ALAPPUZHA | 56514 | 1260 | 1982 | 0 | 0 | 10 | 11247 | 750 | 0 | 12007 |
| 2. ERNAKULAM | 55881 | 5010 | 2186 | 0 | 6856 | 0 | 14 | 52462 | 3778 | 63110 |
| 3. IDUKKI | 51215 | 1984 | 1503 | 0 | 0 | 0 | 45 | 8828 | 0 | 8873 |
| 4. KANNUR(CANNANORE) | 62634 | 5272 | 15817 | 20 | 255 | 0 | 0 | 9480 | 968 | 10703 |
| 5. KASARAGOD* | 23380 | 1355 | 543 | 0 | 0 | 0 | 40 | 4500 | 379 | 4919 |
| 6. KOLLAM | 75247 | 2561 | 2640 | 0 | 25 | 0 | 0 | 15217 | 187 | 15429 |
| 7. KOTTAYAM | 68428 | 2805 | 2264 | 0 | 0 | 10 | 300 | 21584 | 366 | 22260 |
| 8. KOZHICODE | 59850 | 1452 | 3057 | 0 | 53 | 0 | 1 | 12462 | 132 | 12648 |
| 9. MALAPPURAM | 62942 | 3415 | 2667 | 0 | 0 | 0 | 30 | 23264 | 108 | 23402 |
| 10. PALAKKAD | 46706 | 857 | 2366 | 0 | 40 | 0 | 20 | 11180 | 216 | 11456 |
| 11. PATHANAMTHITTA* | 32742 | 834 | 15811 | 0 | 0 | 0 | 206 | 0 | 79 | 285 |
| 12. THIRUVANANTHAPURAM* | 126127 | 4177 | 25263 | 0 | 0 | 0 | 125 | 0 | 210 | 335 |
| 13. THRISSUR | 97272 | 2564 | 1826 | 0 | 4111 | 0 | 360 | 37921 | 63 | 42455 |
| 14. WAYANAD | 21591 | 394 | 386 | 0 | 85 | 0 | 15 | 3135 | 401 | 3636 |
| STATE TOTAL : | 840529 | 33940 | 78311 | 20 | 11425 | 20 | 12403 | 200783 | 6887 | 231518 |
| 11. MADHYA PRADESH | | | | | | | | | | |
| 1. BHOPAL | 55057 | 364 | 1757 | 0 | 0 | 0 | 8051 | 34455 | 43 | 42549 |
| 2. GUNA* | 8681 | 89 | 183 | 0 | 0 | 0 | 0 | 1283 | 98 | 1381 |
| 3. INDORE | 31642 | 839 | 576 | 0 | 1150 | 0 | 0 | 14529 | 246 | 15925 |
| 4. BALAGHAT | 11614 | 492 | 669 | 0 | 0 | 0 | 0 | 3005 | 156 | 3161 |
| 5. BETUL | 10962 | 184 | 554 | 0 | 0 | 0 | 0 | 2044 | 112 | 2156 |
| 6. BHIND | 15496 | 491 | 466 | 0 | 0 | 0 | 0 | 2643 | 126 | 2769 |
| 7. CHHATARPUR | 14487 | 465 | 837 | 0 | 0 | 0 | 0 | 2350 | 121 | 2471 |
| 8. CHHINDWARA* | 16741 | 529 | 342 | 0 | 0 | 0 | 0 | 2654 | 230 | 2884 |
| 9. DAMOH | 9997 | 584 | 481 | 0 | 0 | 0 | 0 | 1888 | 106 | 1994 |
| 10. DATIA* | 6268 | 181 | 59 | 0 | 0 | 0 | 0 | 679 | 96 | 775 |
| 11. DEWAS | 15674 | 647 | 297 | 0 | 0 | 0 | 0 | 1918 | 301 | 2219 |
| 12. DHAR | 21102 | 1639 | 766 | 0 | 0 | 0 | 0 | 2554 | 540 | 3094 |
| 13. GWALIOR | 13487 | 164 | 449 | 0 | 0 | 3 | 0 | 2109 | 161 | 2273 |
| 14. HOSHANGABAD | 37420 | 313 | 523 | 0 | 0 | 0 | 0 | 3110 | 820 | 3930 |
| 15. JABALPUR | 15843 | 272 | 235 | 0 | 0 | 0 | 0 | 2349 | 135 | 2484 |
| 16. JHABUA | 14292 | 495 | 402 | 325 | 0 | 0 | 0 | 2974 | 169 | 3143 |
| 17. KHANDWA | 32627 | 1379 | 1958 | 0 | 0 | 0 | 0 | 6809 | 376 | 7185 |

**DISTRICT CENTRAL COOPERATIVE BANKS
(BANKWISE AND CONSOLIDATED)**

**10. KERALA
(AS ON 31st MARCH)**

**TABLE - VI (A)
LOANS ISSUED - SHORT TERM AGRICULTURAL
AND SHORT TERM NON-AGRICULTURAL
DURING 2005-2006**

(Rs. IN LAKHS)

| NAME OF THE DISTRICT CENTRAL COOPERATIVE BANKS IN THE STATE | SHORT TERM AGRICULTURAL | | | | SHORT TERM NON-AGRICULTURAL | | | |
|--|--|--------------------------|---------------------------------------|------------------------------------|-----------------------------|---------------------------|--------|--|
| | SEASONAL AGRICULTURAL OPERATIONS | MARKETING OF CROPS | OTHERS INCLUDING SUPPLY & DIST. | TOTAL S. T. AGRI. (44 TO 46) | INDUSTRIAL PURPOSES | CONSUMP- TION LOANS | OTHERS | TOTAL S. T. NON-AGRI. (48 TO 50) |
| 1 | 44 | 45 | 46 | 47 | 48 | 49 | 50 | 51 |
| 1. ALAPPUZHA | 5885 | 0 | 18 | 5903 | 706 | 8104 | 1047 | 9857 |
| 2. ERNAKULAM | 2128 | 0 | 0 | 2128 | 0 | 0 | 7678 | 7678 |
| 3. IDUKKI | 14447 | 1044 | 0 | 15491 | 28 | 0 | 36768 | 36796 |
| 4. KANNUR(CANNANORE) | 2990 | 1 | 0 | 2991 | 0 | 0 | 38217 | 38217 |
| 5. KASARAGOD* | 4446 | 640 | 0 | 5086 | 0 | 691 | 10042 | 10733 |
| 6. KOLLAM | 6802 | 124 | 0 | 6926 | 38 | 0 | 25745 | 25783 |
| 7. KOTTAYAM | 6739 | 80 | 0 | 6819 | 74 | 6997 | 6954 | 14025 |
| 8. KOZHIKODE | 13159 | 658 | 11996 | 25813 | 724 | 6086 | 1354 | 8164 |
| 9. MALAPPURAM | 1814 | 0 | 0 | 1814 | 0 | 0 | 33861 | 33861 |
| 10. PALAKKAD | 11855 | 0 | 0 | 11855 | 0 | 0 | 4129 | 4129 |
| 11. PATHANAMTHITTA* | 1397 | 166 | 0 | 1563 | 0 | 0 | 8833 | 8833 |
| 12. THIRUVANANTHAPURAM* | 17169 | 0 | 0 | 17169 | 0 | 0 | 26647 | 26647 |
| 13. THRISSUR | 6296 | 0 | 0 | 6296 | 356 | 416 | 5016 | 5788 |
| 14. WAYANAD | 2612 | 0 | 0 | 2612 | 0 | 0 | 12635 | 12635 |
| STATE TOTAL : | 324667 | 23439 | 54714 | 402820 | 3463 | 26707 | 270759 | 300929 |
| 11. MADHYA PRADESH | | | | | | | | |
| 1. BHOPAL | 1825 | 0 | 156 | 1981 | 456 | 0 | 879 | 1335 |
| 2. GUNA* | 1071 | 0 | 0 | 1071 | 0 | 0 | 72 | 72 |
| 3. INDORE | 9825 | 0 | 178 | 10003 | 10 | 87 | 399 | 496 |
| 4. BALAGHAT | 4263 | 0 | 191 | 4454 | 124 | 0 | 1151 | 1275 |
| 5. BETUL | 3139 | 0 | 325 | 3464 | 0 | 0 | 0 | 0 |
| 6. BHIND | 5746 | 0 | 39 | 5785 | 0 | 0 | 54 | 54 |
| 7. CHHATARPUR | 3076 | 0 | 0 | 3076 | 0 | 0 | 58 | 58 |
| 8. CHHINDWARA* | 3803 | 0 | 0 | 3803 | 0 | 0 | 0 | 0 |
| 9. DAMOH | 1860 | 0 | 6681 | 8541 | 0 | 3 | 163 | 166 |
| 10. DATIA* | 2794 | 0 | 0 | 2794 | 381 | 1668 | 0 | 2049 |
| 11. DEWAS | 4314 | 0 | 0 | 4314 | 0 | 0 | 333 | 333 |
| 12. DHAR | 6831 | 334 | 0 | 7165 | 0 | 0 | 512 | 512 |
| 13. GWALIOR | 1576 | 0 | 0 | 1576 | 0 | 0 | 382 | 382 |
| 14. HOSHANGABAD | 13688 | 13572 | 18059 | 45319 | 0 | 3 | 569 | 572 |
| 15. JABALPUR | 2908 | 0 | 0 | 2908 | 0 | 0 | 3 | 3 |
| 16. JHABUA | 5617 | 0 | 0 | 5617 | 7 | 26 | 820 | 853 |
| 17. KHANDWA | 6440 | 25 | 1624 | 8089 | 20 | 63 | 2324 | 2407 |

**DISTRICT CENTRAL COOPERATIVE BANKS
(BANKWISE AND CONSOLIDATED)**

10. KERALA

(AS ON 31st MARCH)

**TABLE - VI (B)
LOANS ISSUED - MEDIUM TERM AGRICULTURAL
AND MEDIUM TERM NON-AGRICULTURAL
DURING 2005-2006**

(Rs. IN LAKHS)

| NAME OF THE DISTRICT CENTRAL COOPERATIVE BANKS IN THE STATE | MEDIUM TERM AGRICULTURAL | | | | MEDIUM TERM NON-AGRICULTURAL | | | OTHER LOANS & ADVANCES | TOTAL LOANS & ADVANCES (47+51+55+58+59) |
|--|--------------------------|---------------------|--------|-----------------------------------|------------------------------|--------|--|---------------------------|---|
| | MINOR IRRIGATION | ANIMAL HUSBANDRY | OTHERS | TOTAL M. T. AGRI (52 TO 54) | PURCHASE OF SHARES | OTHERS | TOTAL M. T. NON-AGRI. (56 TO 57) | | |
| 1 | 52 | 53 | 54 | 55 | 56 | 57 | 58 | 59 | 60 |
| 1. ALAPPUZHA | 0 | 0 | 112 | 112 | 0 | 8331 | 8331 | 6768 | 30971 |
| 2. ERNAKULAM | 0 | 0 | 31 | 31 | 0 | 15557 | 15557 | 27450 | 52844 |
| 3. IDUKKI | 0 | 0 | 69 | 69 | 0 | 1711 | 1711 | 2618 | 56685 |
| 4. KANNUR(CANNANORE) | 0 | 0 | 145 | 145 | 0 | 3665 | 3665 | 6152 | 51170 |
| 5. KASARAGOD* | 0 | 0 | 661 | 661 | 0 | 1359 | 1359 | 2172 | 20011 |
| 6. KOLLAM | 0 | 0 | 3 | 3 | 0 | 14383 | 14383 | 2608 | 49703 |
| 7. KOTTAYAM | 0 | 0 | 0 | 0 | 0 | 10404 | 10404 | 3464 | 34712 |
| 8. KOZHIKODE | 0 | 0 | 0 | 0 | 0 | 11472 | 11472 | 3862 | 49311 |
| 9. MALAPPURAM | 0 | 0 | 6 | 6 | 0 | 6932 | 6932 | 204 | 42817 |
| 10. PALAKKAD | 0 | 0 | 3 | 3 | 0 | 4039 | 4039 | 362 | 20388 |
| 11. PATHANAMTHITTA* | 0 | 0 | 5 | 5 | 0 | 5484 | 5484 | 309 | 16194 |
| 12. THIRUVANANTHAPURAM* | 0 | 0 | 87 | 87 | 0 | 22491 | 22491 | 4020 | 70414 |
| 13. THRISSUR | 0 | 0 | 0 | 0 | 0 | 28128 | 28128 | 3607 | 43819 |
| 14. WAYANAD | 0 | 0 | 220 | 220 | 0 | 2928 | 2928 | 0 | 18395 |
| STATE TOTAL : | 0 | 0 | 1342 | 1342 | 0 | 136884 | 136884 | 63596 | 557434 |
| 11. MADHYA PRADESH | | | | | | | | | |
| 1. BHOPAL | 0 | 0 | 19 | 19 | 0 | 261 | 261 | 0 | 3596 |
| 2. GUNA* | 0 | 0 | 560 | 560 | 0 | 25 | 25 | 0 | 1728 |
| 3. INDORE | 15 | 0 | 15 | 30 | 0 | 749 | 749 | 2009 | 13287 |
| 4. BALAGHAT | 1 | 0 | 18 | 19 | 0 | 82 | 82 | 0 | 5830 |
| 5. BETUL | 39 | 0 | 20 | 59 | 0 | 0 | 0 | 947 | 4470 |
| 6. BHIND | 0 | 0 | 18 | 18 | 0 | 0 | 0 | 0 | 5857 |
| 7. CHHATARPUR | 0 | 0 | 18 | 18 | 0 | 94 | 94 | 2 | 3248 |
| 8. CHHINDWARA* | 0 | 0 | 0 | 0 | 0 | 1023 | 1023 | 0 | 4826 |
| 9. DAMOH | 0 | 0 | 0 | 0 | 0 | 0 | 0 | 0 | 8707 |
| 10. DATIA* | 0 | 16 | 0 | 16 | 25 | 0 | 25 | 0 | 4884 |
| 11. DEWAS | 0 | 0 | 0 | 0 | 0 | 30 | 30 | 2262 | 6939 |
| 12. DHAR | 0 | 0 | 895 | 895 | 0 | 47 | 47 | 49 | 8668 |
| 13. GWALIOR | 13 | 0 | 3 | 16 | 0 | 293 | 293 | 0 | 2267 |
| 14. HOSHANGABAD | 0 | 0 | 311 | 311 | 0 | 713 | 713 | 0 | 46915 |
| 15. JABALPUR | 1 | 0 | 64 | 65 | 0 | 148 | 148 | 14502 | 17626 |
| 16. JHABUA | 232 | 3 | 0 | 235 | 0 | 109 | 109 | 0 | 6814 |
| 17. KHANDWA | 150 | 0 | 0 | 150 | 1 | 625 | 626 | 71 | 11343 |

**DISTRICT CENTRAL COOPERATIVE BANKS
(BANKWISE AND CONSOLIDATED)**

**10. KERALA
(AS ON 31st MARCH)**

**TABLE - VII (A)
LOANS OUTSTANDING - SHORT TERM AGRICULTURAL
AND SHORT TERM NON-AGRICULTURAL
DURING 2005-2006**

(Rs. IN LAKHS)

| NAME OF THE DISTRICT CENTRAL COOPERATIVE BANKS IN THE STATE | SHORT TERM AGRICULTURAL | | | | SHORT TERM NON-AGRICULTURAL | | | |
|--|--|--------------------------|---------------------------------------|------------------------------------|-----------------------------|---------------------------|--------|--|
| | SEASONAL AGRICULTURAL OPERATIONS | MARKETING OF CROPS | OTHERS INCLUDING SUPPLY & DIST. | TOTAL S. T. AGRI. (61 TO 63) | INDUSTRIAL PURPOSES | CONSUMP- TION LOANS | OTHERS | TOTAL S. T. NON-AGRI. (65 TO 67) |
| 1 | 61 | 62 | 63 | 64 | 65 | 66 | 67 | 68 |
| 1. ALAPPUZHA | 7263 | 0 | 117 | 7380 | 571 | 2821 | 1472 | 4864 |
| 2. ERNAKULAM | 1937 | 0 | 0 | 1937 | 0 | 0 | 4035 | 4035 |
| 3. IDUKKI | 9910 | 169 | 0 | 10079 | 253 | 88 | 13245 | 13586 |
| 4. KANNUR(CANNANORE) | 15300 | 0 | 0 | 15300 | 0 | 0 | 18633 | 18633 |
| 5. KASARAGOD* | 4048 | 70 | 0 | 4118 | 0 | 102 | 4634 | 4736 |
| 6. KOLLAM | 5871 | 48 | 0 | 5919 | 302 | 16201 | 0 | 16503 |
| 7. KOTTAYAM | 6165 | 80 | 0 | 6245 | 73 | 2890 | 3681 | 6644 |
| 8. KOZHIKODE | 8840 | 74 | 6697 | 15611 | 805 | 1834 | 504 | 3143 |
| 9. MALAPPURAM | 1811 | 0 | 0 | 1811 | 0 | 0 | 19562 | 19562 |
| 10. PALAKKAD | 8439 | 0 | 0 | 8439 | 0 | 0 | 2274 | 2274 |
| 11. PATHANAMTHITTA* | 998 | 101 | 0 | 1099 | 0 | 0 | 3366 | 3366 |
| 12. THIRUVANANTHAPURAM* | 22567 | 0 | 0 | 22567 | 0 | 0 | 17298 | 17298 |
| 13. THRISSUR | 4290 | 0 | 0 | 4290 | 308 | 24 | 1850 | 2182 |
| 14. WAYANAD | 5803 | 0 | 0 | 5803 | 0 | 0 | 6087 | 6087 |
| STATE TOTAL : | 103242 | 542 | 6814 | 110598 | 2312 | 23960 | 96641 | 122913 |
| 11. MADHYA PRADESH | | | | | | | | |
| 1. BHOPAL | 1875 | 0 | 156 | 2031 | 456 | 0 | 879 | 1335 |
| 2. GUNA* | 2994 | 0 | 0 | 2994 | 0 | 0 | 44 | 44 |
| 3. INDORE | 7529 | 0 | 87 | 7616 | 7 | 36 | 653 | 696 |
| 4. BALAGHAT | 3134 | 0 | 191 | 3325 | 124 | 0 | 1351 | 1475 |
| 5. BETUL | 3670 | 0 | 151 | 3821 | 0 | 0 | 0 | 0 |
| 6. BHIND | 7100 | 0 | 522 | 7622 | 0 | 41 | 729 | 770 |
| 7. CHHATARPUR | 3772 | 0 | 0 | 3772 | 2 | 26 | 223 | 251 |
| 8. CHHINDWARA* | 5236 | 0 | 0 | 5236 | 0 | 0 | 0 | 0 |
| 9. DAMOH | 2953 | 0 | 1526 | 4479 | 0 | 21 | 539 | 560 |
| 10. DATIA* | 3651 | 0 | 0 | 3651 | 387 | 220 | 0 | 607 |
| 11. DEWAS | 8422 | 0 | 0 | 8422 | 0 | 0 | 215 | 215 |
| 12. DHAR | 9554 | 0 | 0 | 9554 | 0 | 72 | 348 | 420 |
| 13. GWALIOR | 4417 | 0 | 0 | 4417 | 0 | 0 | 1178 | 1178 |
| 14. HOSHANGABAD | 17466 | 595 | 3939 | 22000 | 0 | 18 | 323 | 341 |
| 15. JABALPUR | 4907 | 0 | 0 | 4907 | 0 | 1 | 286 | 287 |
| 16. JHABUA | 5617 | 0 | 0 | 5617 | 26 | 93 | 958 | 1077 |
| 17. KHANDWA | 12016 | 8 | 683 | 12707 | 27 | 88 | 5332 | 5447 |

**DISTRICT CENTRAL COOPERATIVE BANKS
(BANKWISEWISE AND CONSOLIDATE)**

**10. KERALA
(AS ON 31st MARCH)**

**TABLE - VII (B)
LOANS OUTSTANDING - MEDIUM TERM AGRICULTURAL
AND MEDIUM TERM NON-AGRICULTURAL
DURING 2005-2006**

(Rs. IN LAKHS)

| NAME OF THE STATES (DISTRICT CENTRAL COOPERATIVE BANKS STATE WISE TOTAL) | MEDIUM TERM AGRICULTURAL | | | | MEDIUM TERM NON-AGRICULTURAL | | | OTHER LOANS OUTSTANDINGS | TOTAL LOANS OUTSTANDING (64+68+72+75+76) |
|---|--------------------------|---------------------|--------|------------------------------------|------------------------------|--------|--|-----------------------------|--|
| | MINOR IRRIGATION | ANIMAL HUSBANDRY | OTHERS | TOTAL M. T. AGRI. (69 TO 71) | PURCHASE OF SHARES | OTHERS | TOTAL M. T. NON-AGRI. (73 TO 74) | | |
| 1 | 69 | 70 | 71 | 72 | 73 | 74 | 75 | 76 | 77 |
| 1. ALAPPUZHA | 1 | 16 | 494 | 511 | 0 | 18563 | 18563 | 6416 | 37734 |
| 2. ERNAKULAM | 0 | 0 | 161 | 161 | 0 | 40882 | 40882 | 29264 | 76279 |
| 3. IDUKKI | 0 | 0 | 982 | 982 | 0 | 1796 | 1796 | 9689 | 36132 |
| 4. KANNUR(CANNANORE) | 0 | 25 | 1466 | 1491 | 0 | 7072 | 7072 | 14375 | 56871 |
| 5. KASARAGOD* | 0 | 0 | 353 | 353 | 0 | 3156 | 3156 | 3903 | 16266 |
| 6. KOLLAM | 0 | 0 | 364 | 364 | 0 | 30645 | 30645 | 4931 | 58362 |
| 7. KOTTAYAM | 0 | 0 | 47 | 47 | 0 | 22218 | 22218 | 9317 | 44471 |
| 8. KOZHIKODE | 0 | 2 | 0 | 2 | 0 | 19055 | 19055 | 9089 | 46900 |
| 9. MALAPPURAM | 0 | 0 | 34 | 34 | 0 | 15356 | 15356 | 1939 | 38702 |
| 10. PALAKKAD | 0 | 0 | 1098 | 1098 | 0 | 7021 | 7021 | 11968 | 30800 |
| 11. PATHANAMTHITTA* | 0 | 0 | 19 | 19 | 0 | 11400 | 11400 | 1142 | 17026 |
| 12. THIRUVANANTHAPURAM* | 0 | 0 | 537 | 537 | 0 | 38352 | 38352 | 8636 | 87390 |
| 13. THRISSUR | 0 | 0 | 2 | 2 | 0 | 26841 | 26841 | 11706 | 45021 |
| 14. WAYANAD | 0 | 0 | 565 | 565 | 0 | 4309 | 4309 | 0 | 16764 |
| STATE TOTAL : | 1 | 43 | 6122 | 6166 | 0 | 246666 | 246666 | 122375 | 608718 |
| 11. MADHYA PRADESH | | | | | | | | | |
| 1. BHOPAL | 0 | 0 | 248 | 248 | 0 | 1591 | 1591 | 0 | 5205 |
| 2. GUNA* | 0 | 0 | 987 | 987 | 50 | 0 | 50 | 935 | 5010 |
| 3. INDORE | 504 | 57 | 60 | 621 | 0 | 1783 | 1783 | 1403 | 12119 |
| 4. BALAGHAT | 38 | 1 | 1321 | 1360 | 0 | 304 | 304 | 0 | 6464 |
| 5. BETUL | 76 | 210 | 965 | 1251 | 0 | 0 | 0 | 946 | 6018 |
| 6. BHIND | 106 | 0 | 1841 | 1947 | 0 | 476 | 476 | 0 | 10815 |
| 7. CHHATARPUR | 293 | 46 | 1419 | 1758 | 0 | 633 | 633 | 1913 | 8327 |
| 8. CHHINDWARA* | 9 | 0 | 1156 | 1165 | 0 | 1523 | 1523 | 1167 | 9091 |
| 9. DAMOH | 45 | 14 | 664 | 723 | 0 | 178 | 178 | 0 | 5940 |
| 10. DATIA* | 0 | 27 | 0 | 27 | 264 | 0 | 264 | 0 | 4549 |
| 11. DEWAS | 0 | 0 | 717 | 717 | 0 | 344 | 344 | 1678 | 11376 |
| 12. DHAR | 3 | 0 | 684 | 687 | 0 | 1905 | 1905 | 527 | 13093 |
| 13. GWALIOR | 439 | 0 | 353 | 792 | 0 | 2618 | 2618 | 0 | 9005 |
| 14. HOSHANGABAD | 8 | 0 | 3525 | 3533 | 0 | 3340 | 3340 | 0 | 29214 |
| 15. JABALPUR | 12 | 0 | 841 | 853 | 0 | 1236 | 1236 | 1425 | 8708 |
| 16. JHABUA | 2330 | 26 | 0 | 2356 | 0 | 889 | 889 | 0 | 9939 |
| 17. KHANDWA | 204 | 110 | 0 | 314 | 28 | 1437 | 1465 | 82 | 20015 |

**DISTRICT CENTRAL COOPERATIVE BANKS
(BANKWISE AND CONSOLIDATED)**

**TABLE - VIII
PURPOSE WISE DEMAND AND COLLECTION
DURING 2005-2006**

**10. KERALA
(AS ON 31st MARCH)**

(Rs. IN LAKHS)

| NAME OF THE STATES (DISTRICT CENTRAL COOPERATIVE BANKS STATE WISE TOTAL) | DETAILS OF DEMAND | | | | | | DETAILS OF COLLECTION | | | | | |
|---|-------------------|-----------------------|-------------------|-----------------------|--------|---------------------|-----------------------|-----------------------|-------------------|-----------------------|--------|---------------------|
| | SHORT TERM | | MEDIUM TERM | | OTHERS | TOTAL (78 TO 82) | SHORT TERM | | MEDIUM TERM | | OTHERS | TOTAL (84 TO 88) |
| | AGRI- CULTURAL | NON-AGRI- CULTURAL | AGRI- CULTURAL | NON-AGRI- CULTURAL | | | AGRI- CULTURAL | NON-AGRI- CULTURAL | AGRI- CULTURAL | NON-AGRI- CULTURAL | | |
| 1 | 78 | 79 | 80 | 81 | 82 | 83 | 84 | 85 | 86 | 87 | 88 | 89 |
| 1. ALAPPUZHA | 4958 | 4961 | 309 | 8771 | 809 | 19808 | 4128 | 4890 | 247 | 7072 | 500 | 16837 |
| 2. ERNAKULAM | 2204 | 6392 | 69 | 11714 | 29727 | 50106 | 2203 | 6357 | 65 | 9944 | 27736 | 46305 |
| 3. IDUKKI | 9928 | 20047 | 231 | 580 | 2536 | 33322 | 9654 | 18134 | 183 | 562 | 1610 | 30143 |
| 4. KANNUR(CANNANORE) | 1404 | 2912 | 349 | 167 | 680 | 5512 | 970 | 2895 | 304 | 114 | 600 | 4883 |
| 5. KASARAGOD* | 1925 | 4909 | 146 | 1252 | 230 | 8462 | 1786 | 4365 | 145 | 968 | 150 | 7414 |
| 6. KOLLAM | 6155 | 9478 | 198 | 13657 | 1632 | 31120 | 5495 | 8955 | 106 | 7660 | 791 | 23007 |
| 7. KOTTAYAM | 5296 | 8183 | 90 | 18533 | 1123 | 33225 | 5251 | 7437 | 86 | 15301 | 837 | 28912 |
| 8. KOZHIKODE | 3845 | 6884 | 0 | 7214 | 1494 | 19437 | 3794 | 6623 | 0 | 4322 | 919 | 15658 |
| 9. MALAPPURAM | 1673 | 23423 | 0 | 4697 | 626 | 30419 | 1657 | 22884 | 0 | 2897 | 187 | 27625 |
| 10. PALAKKAD | 1715 | 225 | 312 | 6292 | 6988 | 15532 | 1313 | 220 | 309 | 4865 | 5245 | 11952 |
| 11. PATHANAMTHITTA* | 1029 | 8283 | 71 | 5115 | 491 | 14989 | 966 | 7947 | 21 | 4046 | 362 | 13342 |
| 12. THIRUVANANTHAPURAM* | 16802 | 2185 | 519 | 18239 | 2012 | 39757 | 16294 | 2147 | 86 | 13164 | 1113 | 32804 |
| 13. THRISSUR | 6367 | 4023 | 5 | 30638 | 2921 | 43954 | 6344 | 3824 | 5 | 25031 | 2461 | 37665 |
| 14. WAYANAD | 3152 | 4969 | 78 | 2239 | 3964 | 14402 | 3051 | 4549 | 51 | 1489 | 3548 | 12688 |
| STATE TOTAL : | 66453 | 106874 | 2377 | 129108 | 55233 | 360045 | 62906 | 101227 | 1608 | 97435 | 46059 | 309235 |
| 11. MADHYA PRADESH | | | | | | | | | | | | |
| 1. BHOPAL | 2087 | 1247 | 241 | 878 | 0 | 4453 | 1796 | 1055 | 143 | 343 | 0 | 3337 |
| 2. GUNA* | 3460 | 17 | 171 | 315 | 0 | 3963 | 1134 | 7 | 51 | 8 | 0 | 1200 |
| 3. INDORE | 14175 | 3511 | 338 | 878 | 33 | 18935 | 9653 | 3057 | 317 | 366 | 0 | 13393 |
| 4. BALAGHAT | 5595 | 141 | 1142 | 200 | 0 | 7078 | 2677 | 14 | 563 | 56 | 0 | 3310 |
| 5. BETUL | 1880 | 1 | 192 | 337 | 0 | 2410 | 764 | 0 | 58 | 53 | 0 | 875 |
| 6. BHIND | 7335 | 241 | 1816 | 245 | 0 | 9637 | 3830 | 1 | 866 | 24 | 0 | 4721 |
| 7. CHHATARPUR | 5082 | 305 | 914 | 1827 | 0 | 8128 | 1024 | 2 | 185 | 71 | 0 | 1282 |
| 8. CHHINDWARA* | 8076 | 0 | 1283 | 1497 | 1407 | 12263 | 3757 | 0 | 490 | 229 | 1243 | 5719 |
| 9. DAMOH | 3843 | 484 | 619 | 103 | 71 | 5120 | 1274 | 58 | 214 | 23 | 16 | 1585 |
| 10. DATIA* | 3142 | 47 | 27 | 30 | 427 | 3673 | 1442 | 9 | 11 | 8 | 277 | 1747 |
| 11. DEWAS | 11041 | 45 | 73 | 254 | 4 | 11417 | 3659 | 1 | 13 | 30 | 1 | 3704 |
| 12. DHAR | 11151 | 37 | 982 | 953 | 0 | 13123 | 3201 | 7 | 308 | 234 | 0 | 3750 |
| 13. GWALIOR | 4590 | 715 | 584 | 2299 | 0 | 8188 | 1451 | 77 | 98 | 85 | 0 | 1711 |
| 14. HOSHANGABAD | 22711 | 757 | 2524 | 2929 | 0 | 28921 | 12300 | 664 | 1038 | 596 | 0 | 14598 |
| 15. JABALPUR | 5943 | 348 | 497 | 370 | 1103 | 8261 | 2275 | 62 | 153 | 40 | 66 | 2596 |
| 16. JHABUA | 7128 | 347 | 1478 | 620 | 183 | 9756 | 3005 | 258 | 468 | 143 | 82 | 3956 |
| 17. KHANDWA | 12615 | 196 | 380 | 624 | 7192 | 21007 | 4251 | 124 | 257 | 166 | 3849 | 8647 |

DISTRICT CENTRAL COOPERATIVE BANKS

TABLE - IX

(BANKWISE AND CONSOLIDATED) PURPOSE WISE BALANCES (OVERDUES) AND % OF OVERDUES TO DEMAND

10. KERALA

DURING 2005-2006

(AS ON 31st MARCH)

(Rs. IN LAKHS)

(PERCENTAGE %)

| NAME OF THE STATES (DISTRICT CENTRAL COOPERATIVE BANKS STATE WISE TOTAL) | DETAILS OF BALANCES (OVERDUES) | | | | | | PERCENTAGE OF OVERDUES TO DEMAND | | | | | |
|---|--------------------------------|-----------------------|-------------------|-----------------------|--------|---------------------|----------------------------------|-----------------------|-------------------|-----------------------|--------|-------|
| | SHORT TERM | | MEDIUM TERM | | OTHERS | TOTAL (90 TO 94) | SHORT TERM | | MEDIUM TERM | | OTHERS | TOTAL |
| | AGRI- CULTURAL | NON-AGRI- CULTURAL | AGRI- CULTURAL | NON-AGRI- CULTURAL | | | AGRI- CULTURAL | NON-AGRI- CULTURAL | AGRI- CULTURAL | NON-AGRI- CULTURAL | | |
| 1 | 90 | 91 | 92 | 93 | 94 | 95 | 96 | 97 | 98 | 99 | 100 | 101 |
| 1. ALAPPUZHA | 830 | 71 | 62 | 1699 | 309 | 2971 | 16.74 | 1.43 | 20.06 | 19.37 | 38.20 | 15.00 |
| 2. ERNAKULAM | 1 | 35 | 4 | 1770 | 1991 | 3801 | 0.05 | 0.55 | 5.80 | 15.11 | 6.70 | 7.59 |
| 3. IDUKKI | 274 | 1913 | 48 | 18 | 926 | 3179 | 2.76 | 9.54 | 20.78 | 3.10 | 36.51 | 9.54 |
| 4. KANNUR(CANNANORE) | 434 | 17 | 45 | 53 | 80 | 629 | 30.91 | 0.58 | 12.89 | 31.74 | 11.76 | 11.41 |
| 5. KASARAGOD* | 139 | 544 | 1 | 284 | 80 | 1048 | 7.22 | 11.08 | 0.68 | 22.68 | 34.78 | 12.38 |
| 6. KOLLAM | 660 | 523 | 92 | 5997 | 841 | 8113 | 10.72 | 5.52 | 46.46 | 43.91 | 51.53 | 26.07 |
| 7. KOTTAYAM | 45 | 746 | 4 | 3232 | 286 | 4313 | 0.85 | 9.12 | 4.44 | 17.44 | 25.47 | 12.98 |
| 8. KOZHIKODE | 51 | 261 | 0 | 2892 | 575 | 3779 | 1.33 | 3.79 | 0.00 | 40.09 | 38.49 | 19.44 |
| 9. MALAPPURAM | 16 | 539 | 0 | 1800 | 439 | 2794 | 0.96 | 2.30 | 0.00 | 38.32 | 70.13 | 9.19 |
| 10. PALAKKAD | 402 | 5 | 3 | 1427 | 1743 | 3580 | 23.44 | 2.22 | 0.96 | 22.68 | 24.94 | 23.05 |
| 11. PATHANAMTHITTA* | 63 | 336 | 50 | 1069 | 129 | 1647 | 6.12 | 4.06 | 70.42 | 20.90 | 26.27 | 10.99 |
| 12. THIRUVANANTHAPURAM* | 508 | 38 | 433 | 5075 | 899 | 6953 | 3.02 | 1.74 | 83.43 | 27.82 | 44.68 | 17.49 |
| 13. THRISSUR | 23 | 199 | 0 | 5607 | 460 | 6289 | 0.36 | 4.95 | 0.00 | 18.30 | 15.75 | 14.31 |
| 14. WAYANAD | 101 | 420 | 27 | 750 | 416 | 1714 | 3.20 | 8.45 | 34.62 | 33.50 | 10.49 | 11.90 |
| STATE TOTAL : | 3547 | 17230 | 20624 | 54315 | 18161 | 292895 | 42.29 | 13.11 | 48.84 | 34.21 | 25.30 | 35.04 |
| 11. MADHYA PRADESH | | | | | | | | | | | | |
| 1. BHOPAL | 291 | 192 | 98 | 535 | 0 | 1116 | 13.94 | 15.40 | 40.66 | 60.93 | 0.00 | 25.06 |
| 2. GUNA* | 2326 | 10 | 120 | 307 | 0 | 2763 | 67.23 | 58.82 | 70.18 | 97.46 | 0.00 | 69.72 |
| 3. INDORE | 4522 | 454 | 21 | 512 | 33 | 5542 | 31.90 | 12.93 | 6.21 | 58.31 | 100.00 | 29.27 |
| 4. BALAGHAT | 2918 | 127 | 579 | 144 | 0 | 3768 | 52.15 | 90.07 | 50.70 | 72.00 | 0.00 | 53.24 |
| 5. BETUL | 1116 | 1 | 134 | 284 | 0 | 1535 | 59.36 | 100.00 | 69.79 | 84.27 | 0.00 | 63.69 |
| 6. BHIND | 3505 | 240 | 950 | 221 | 0 | 4916 | 47.78 | 99.59 | 52.31 | 90.20 | 0.00 | 51.01 |
| 7. CHHATARPUR | 4058 | 303 | 729 | 1756 | 0 | 6846 | 79.85 | 99.34 | 79.76 | 96.11 | 0.00 | 84.23 |
| 8. CHHINDWARA* | 4319 | 0 | 793 | 1268 | 164 | 6544 | 53.48 | 0.00 | 61.81 | 84.70 | 11.66 | 53.36 |
| 9. DAMOH | 2569 | 426 | 405 | 80 | 55 | 3535 | 66.85 | 88.02 | 65.43 | 77.67 | 77.46 | 69.04 |
| 10. DATIA* | 1700 | 38 | 16 | 22 | 150 | 1926 | 54.11 | 80.85 | 59.26 | 73.33 | 35.13 | 52.44 |
| 11. DEWAS | 7382 | 44 | 60 | 224 | 3 | 7713 | 66.86 | 97.78 | 82.19 | 88.19 | 75.00 | 67.56 |
| 12. DHAR | 7950 | 30 | 674 | 719 | 0 | 9373 | 71.29 | 81.08 | 68.64 | 75.45 | 0.00 | 71.42 |
| 13. GWALIOR | 3139 | 638 | 486 | 2214 | 0 | 6477 | 68.39 | 89.23 | 83.22 | 96.30 | 0.00 | 79.10 |
| 14. HOSHANGABAD | 10411 | 93 | 1486 | 2333 | 0 | 14323 | 45.84 | 12.29 | 58.87 | 79.65 | 0.00 | 49.52 |
| 15. JABALPUR | 3668 | 286 | 344 | 330 | 1037 | 5665 | 61.72 | 82.18 | 69.22 | 89.19 | 94.02 | 68.58 |
| 16. JHABUA | 4123 | 89 | 1010 | 477 | 101 | 5800 | 57.84 | 25.65 | 68.34 | 76.94 | 55.19 | 59.45 |
| 17. KHANDWA | 8364 | 72 | 123 | 458 | 3343 | 12360 | 66.30 | 36.73 | 32.37 | 73.40 | 46.48 | 58.84 |

DISTRICT CENTRAL COOPERATIVE BANKS

(BANKWISE AND CONSOLIDATED)

10. KERALA

(AS ON 31st MARCH)

TABLE - X

COST OF MANAGEMENT, NUMBER OF EMPLOYEES, PROFIT/LOSS AND

DIVIDEND DECLARED, BRANCHES WORKING IN PROFIT/LOSS

DURING 2005-2006

(Rs. IN LAKHS)

| NAME OF THE STATES (DISTRICT CENTRAL COOPERATIVE BANKS STATE WISE TOTAL) | COST OF MANAGEMENT | | | TOTAL NO. OF EMPLOYEES | COST OF MGMT. PER EMPLOYEE | COST OF MGMT. TO WORKING CAP. (%) | BANKS IN PROFIT (+) LOSS (-) | DIVIDEND DECLARED (%) | BRANCHES WORKING AT | | AUDIT CLASSI- FICATION (A/B/C/D/. GOVT.) |
|---|--------------------|-------------------|-------|---------------------------|----------------------------------|--|------------------------------------|-----------------------------|---------------------|------------------|--|
| | SALARIES | OTHER EXPENCES | TOTAL | | | | | | PROFIT (NUMBER) | LOSS (NUMBER) | |
| 1 | 102 | 103 | 104 | 105 | 106 | 107 | 108 | 104 | 110 | 111 | 112 |
| 1. ALAPPUZHA | 1089 | 615 | 1704 | 412 | 4.14 | 3.02 | 471 | 0 | 32 | 15 | C |
| 2. ERNAKULAM | 933 | 762 | 1695 | 454 | 3.73 | 3.03 | 3162 | 20 | 46 | 0 | A |
| 3. IDUKKI | 631 | 2979 | 3610 | 314 | 11.50 | 7.05 | 327 | 7 | 36 | 8 | A |
| 4. KANNUR(CANNANORE) | 1247 | 424 | 1671 | 422 | 3.96 | 2.67 | 410 | 10 | 37 | 10 | A |
| 5. KASARAGOD* | 318 | 1448 | 1766 | 252 | 7.01 | 7.55 | 29 | 5 | 21 | 3 | A |
| 6. KOLLAM | 936 | 450 | 1386 | 564 | 2.46 | 1.84 | 162 | 8 | 30 | 6 | A |
| 7. KOTTAYAM | 1264 | 337 | 1601 | 424 | 3.78 | 2.34 | -2521 | 0 | 32 | 22 | D |
| 8. KOZHIKODE | 785 | 3 | 788 | 345 | 2.28 | 1.32 | 201 | 8 | 39 | 3 | A |
| 9. MALAPPURAM | 958 | 453 | 1411 | 316 | 4.47 | 2.24 | 219 | 3 | 27 | 11 | A |
| 10. PALAKKAD | 908 | 210 | 1118 | 303 | 3.69 | 2.39 | 143 | 10 | 24 | 6 | A |
| 11. PATHANAMTHITTA* | 488 | 2607 | 3095 | 368 | 8.41 | 9.45 | 201 | 8 | 26 | 14 | A |
| 12. THIRUVANANTHAPURAM* | 977 | 390 | 1367 | 665 | 2.06 | 1.08 | 537 | 5 | 54 | 4 | A |
| 13. THRISSUR | 1288 | 335 | 1623 | 477 | 3.40 | 1.67 | -589 | 0 | 39 | 9 | C |
| 14. WAYANAD | 368 | 95 | 463 | 147 | 3.15 | 2.14 | 9 | 0 | 10 | 7 | A |
| STATE TOTAL : | 12190 | 11108 | 23298 | 5463 | 4.26 | 2.77 | (+) 5,871 (-) 3,110 | 84 | 453 | 118 | NOT COMPILED |
| 11. MADHYA PRADESH | | | | | | | | | | | |
| 1. BHOPAL | 476 | 161 | 637 | 308 | 2.07 | 1.16 | 234 | 15 | 24 | 0 | A |
| 2. GUNA* | 122 | 207 | 329 | 113 | 2.91 | 3.79 | -133 | 0 | 12 | 3 | D |
| 3. INDORE | 452 | 121 | 573 | 312 | 1.84 | 1.81 | 125 | 12 | 27 | 0 | A |
| 4. BALAGHAT | 163 | 59 | 222 | 209 | 1.06 | 1.91 | 328 | 0 | 19 | 0 | A |
| 5. BETUL | 120 | 64 | 184 | 157 | 1.17 | 1.68 | 67 | 0 | 17 | 0 | D |
| 6. BHIND | 141 | 72 | 213 | 260 | 0.82 | 1.37 | 53 | 0 | 19 | 2 | A |
| 7. CHHATARPUR | 133 | 40 | 173 | 129 | 1.34 | 1.19 | -1290 | 0 | 19 | 2 | D |
| 8. CHHINDWARA* | 234 | 109 | 343 | 190 | 1.81 | 2.05 | -1834 | 0 | 25 | 3 | D |
| 9. DAMOH | 168 | 71 | 239 | 166 | 1.44 | 2.39 | 3392 | 0 | 15 | 3 | D |
| 10. DATIA* | 1 | 0 | 1 | 71 | 0.01 | 0.02 | 694 | 0 | 8 | 0 | D |
| 11. DEWAS | 159 | 60 | 219 | 166 | 1.32 | 1.40 | -2650 | 0 | 19 | 1 | D |
| 12. DHAR | 302 | 95 | 397 | 369 | 1.08 | 1.88 | 65 | 0 | 29 | 1 | D |
| 13. GWALIOR | 147 | 358 | 505 | 158 | 3.20 | 3.74 | 235 | 0 | 10 | 4 | D |
| 14. HOSHANGABAD | 239 | 3136 | 3375 | 274 | 12.32 | 9.02 | 65 | 0 | 20 | 2 | B |
| 15. JABALPUR | 137 | 40 | 177 | 223 | 0.79 | 1.12 | -1668 | 0 | 23 | 2 | D |
| 16. JHABUA | 166 | 83 | 249 | 187 | 1.33 | 1.74 | 234 | 5 | 20 | 0 | A |
| 17. KHANDWA | 438 | 137 | 575 | 460 | 1.25 | 1.76 | 516 | 0 | 24 | 10 | A |

**DISTRICT CENTRAL COOPERATIVE BANKS
(BANK WISE AND CONSOLIDATED)**

11. MADHYA PRADESH Contd...

(AS ON 31st MARCH)

**TABLE - II
NUMBER OF OFFICES, MEMBERSHIP, SHARE CAPITAL
AND RESERVE FUNDS
DURING 2005-2006**

(Rs. IN LAKHS)

| NAME OF THE DISTRICT CENTRAL COOPERATIVE BANKS IN THE STATE | NUMBER OF OFFICES INCLUDING HEAD OFFICE | MEMBERSHIP (IN NUMBERS) | | | PAID UP SHARE CAPITAL | | | TOTAL SHARE CAPITAL (6 TO 8) | RESERVES AND OTHER FUNDS | | | TOTAL RESERVE FUNDS (10 TO 12) |
|--|---|-------------------------------|------------------|-------------------------------------|---------------------------|--------------------------|--------------------------|---|------------------------------|---|-------------------|---|
| | | COOPE- RATIVE SOCIETIES | INDIVI- DUALS | TOTAL MEMBER SHIP (3 TO 4) | FROM COOPE- RATIVES | FROM GOVERN- MENTS | FROM INDIVI- DUALS | | STATUTORY RESERVE FUND | AGRIL. CREDIT STABILISA- TION FUND | OTHER RESERVES | |
| 1 | 2 | 3 | 4 | 5 | 6 | 7 | 8 | 9 | 10 | 11 | 12 | 13 |
| 18. KHARGONE | 67 | 351 | 35384 | 35735 | 1877 | 814 | 2 | 2693 | 474 | 313 | 4163 | 4950 |
| 19. MANDLA | 18 | 266 | 0 | 266 | 236 | 31 | 0 | 267 | 100 | 20 | 7429 | 7549 |
| 20. MANDSAUR | 36 | 287 | 28812 | 29099 | 963 | 42 | 1 | 1006 | 222 | 115 | 1362 | 1699 |
| 21. MORENA | 24 | 274 | 3010 | 3284 | 349 | 36 | 0 | 385 | 59 | 79 | 1941 | 2079 |
| 22. NARSINGHPUR* | 18 | 153 | 6073 | 6226 | 619 | 145 | 0 | 764 | 16 | 24 | 1196 | 1236 |
| 23. PANNA | 11 | 139 | 183 | 322 | 394 | 34 | 0 | 428 | 1 | 1 | 947 | 949 |
| 24. RAISEN | 19 | 225 | 218 | 443 | 740 | 65 | 22 | 827 | 6 | 7 | 35 | 48 |
| 25. RAJGARH | 16 | 303 | 1311 | 1614 | 787 | 182 | 0 | 969 | 5 | 7 | 2900 | 2912 |
| 26. RATLAM | 24 | 231 | 2527 | 2758 | 620 | 194 | 0 | 814 | 103 | 60 | 2265 | 2428 |
| 27. REWA (VINDHYA) | 22 | 265 | 1214 | 1479 | 389 | 88 | 0 | 477 | 2 | 1 | 5115 | 5118 |
| 28. SAGAR | 25 | 368 | 1575 | 1943 | 697 | 241 | 0 | 938 | 10 | 14 | 3603 | 3627 |
| 29. SATNA | 16 | 305 | 803 | 1108 | 432 | 41 | 0 | 473 | 9 | 2 | 4816 | 4827 |
| 30. SEHORE | 28 | 314 | 4327 | 4641 | 684 | 133 | 0 | 817 | 1300 | 5 | 0 | 1305 |
| 31. SEONI | 19 | 152 | 2813 | 2965 | 436 | 123 | 0 | 559 | 16 | 13 | 3154 | 3183 |
| 32. SHAHDOL* | 19 | 195 | 440 | 635 | 133 | 45 | 0 | 178 | 7 | 0 | 4040 | 4047 |
| 33. SHAJAPUR | 25 | 146 | 0 | 146 | 933 | 350 | 0 | 1283 | 239 | 162 | 1442 | 1843 |
| 34. SHIVPURI | 16 | 197 | 1617 | 1814 | 464 | 48 | 0 | 512 | 10 | 13 | 2 | 25 |
| 35. SIDHI* | 14 | 152 | 2450 | 2602 | 134 | 20 | 0 | 154 | 32 | 3 | 2762 | 2797 |
| 36. TIKAMGARH | 18 | 199 | 1 | 200 | 740 | 100 | 0 | 840 | 4 | 18 | 3016 | 3038 |
| 37. UJJAIN | 31 | 447 | 6970 | 7417 | 949 | 116 | 3 | 1068 | 25 | 33 | 1522 | 1580 |
| 38. VIDISHA | 22 | 287 | 21248 | 21535 | 1040 | 268 | 0 | 1308 | 205 | 137 | 1984 | 2326 |
| STATE TOTAL : | 866 | 10606 | 209255 | 219861 | 23855 | 4940 | 53 | 28848 | 4754 | 2223 | 97549 | 104526 |
| 12. CHHATTISGARH | | | | | | | | | | | | |
| 1. AMBIKAPUR* | 22 | 189 | 31629 | 31818 | 328 | 75 | 2 | 405 | 3 | 1 | 2307 | 2311 |
| 2. BILASPUR | 40 | 437 | 3599 | 4036 | 1413 | 57 | 0 | 1470 | 92 | 52 | 5739 | 5883 |
| 3. DURG | 30 | 352 | 3355 | 3707 | 1345 | 43 | 0 | 1388 | 88 | 75 | 2196 | 2359 |
| 4. JAGDALPUR | 25 | 178 | 107 | 285 | 409 | 120 | 0 | 529 | 43 | 29 | 2669 | 2741 |
| 5. RAIPUR | 57 | 477 | 10431 | 10908 | 1109 | 93 | 0 | 1202 | 536 | 117 | 2963 | 3616 |
| 6. RAJANANDGAON* | 29 | 255 | 1702 | 1957 | 782 | 86 | 0 | 868 | 14 | 15 | 2741 | 2770 |
| 7. RAIGARH* | 14 | 190 | 1657 | 1847 | 267 | 38 | 0 | 305 | 7 | 4 | 7505 | 7516 |
| STATE TOTAL : | 217 | 2078 | 52480 | 54558 | 5653 | 512 | 2 | 6167 | 783 | 293 | 26120 | 27196 |

**DISTRICT CENTRAL COOPERATIVE BANKS
(STATE WISE AND CONSOLIDATED)**

**TABLE - III
DEPOSITS SOURCE-WISE AND TYPE-WISE
DURING 2005-2006**

11. MADHYA PRADESH Contd...
(AS ON 31st MARCH)

(Rs. IN LAKHS)

| NAME OF THE DISTRICT CENTRAL COOPERATIVE BANKS IN THE STATE | INSTITUTIONAL DEPOSITS FROM | | | | TOTAL DEPOSITS (14 TO 17) OR (19 TO 23) | TYPEWISE DEPOSITS | | | | |
|--|-----------------------------|------------------|-----------------|--------------|---|-------------------|---------------|---------------|------------------|-------------------|
| | COOPER- ATIVES | INDIVI- DUALS | LOCAL BODIES | OTHERS | | CURRENT | SAVINGS | FIXED | RESERVE FUNDS | OTHER DEPOSITS |
| 1 | 14 | 15 | 16 | 17 | 18 | 19 | 20 | 21 | 22 | 23 |
| 18. KHARGONE | 3388 | 24021 | 0 | 0 | 27409 | 606 | 9714 | 16746 | 343 | 0 |
| 19. MANDLA | 9482 | 2993 | 0 | 31 | 12506 | 1218 | 5840 | 5306 | 111 | 31 |
| 20. MANDSAUR | 17808 | @ | @ | @ | 17808 | 656 | 7341 | 9216 | 484 | 111 |
| 21. MORENA | 2070 | 5685 | 296 | 25 | 8076 | 634 | 3084 | 3745 | 588 | 25 |
| 22. NARSINGHPUR* | 537 | 4924 | 1381 | 0 | 6842 | 209 | 2675 | 3720 | 238 | 0 |
| 23. PANNA | 646 | 2435 | 1322 | 30 | 4433 | 522 | 2437 | 1402 | 62 | 10 |
| 24. RAISEN | 604 | 4259 | 3276 | 36 | 8175 | 573 | 5152 | 2118 | 36 | 296 |
| 25. RAJGARH | 474 | 5576 | 428 | 0 | 6478 | 654 | 2252 | 3503 | 69 | 0 |
| 26. RATLAM | 2772 | 6106 | 1332 | 0 | 10210 | 613 | 4431 | 4903 | 263 | 0 |
| 27. REWA (VINDHYA) | 9613 | @ | @ | @ | 9613 | 1602 | 3674 | 4229 | 45 | 63 |
| 28. SAGAR | 894 | 7873 | 0 | 1 | 8768 | 202 | 4326 | 3961 | 272 | 7 |
| 29. SATNA | 645 | 8897 | 1094 | 0 | 10636 | 289 | 4628 | 5614 | 105 | 0 |
| 30. SEHORE | 1159 | 8049 | 0 | 16 | 9224 | 412 | 4108 | 4631 | 56 | 17 |
| 31. SEONI | 638 | 6194 | 651 | 0 | 7483 | 533 | 3621 | 3118 | 211 | 0 |
| 32. SHAHDOL* | 149 | 2598 | 2103 | 33 | 4883 | 547 | 2505 | 1798 | 20 | 13 |
| 33. SHAJAPUR | 1725 | 6039 | 1870 | 0 | 9634 | 361 | 3724 | 5226 | 323 | 0 |
| 34. SHIVPURI | 654 | 6287 | 0 | 0 | 6941 | 387 | 3011 | 3543 | 0 | 0 |
| 35. SIDHI* | 674 | 2500 | 2022 | 0 | 5196 | 695 | 2996 | 1479 | 26 | 0 |
| 36. TIKAMGARH | 443 | 4746 | 781 | 0 | 5970 | 270 | 2753 | 2947 | 0 | 0 |
| 37. UJJAIN | 1473 | 4848 | 2552 | 0 | 8873 | 328 | 3583 | 4764 | 154 | 44 |
| 38. VIDISHA | 1802 | 8409 | 1890 | 0 | 12101 | 740 | 5140 | 5410 | 706 | 105 |
| STATE TOTAL : | 97673 | 273151 | 45544 | 3311 | 419679 | 21653 | 161405 | 225751 | 6978 | 3892 |
| 12. CHHATTISGARH | | | | | | | | | | |
| 1. AMBIKAPUR* | 585 | 3423 | 0 | 6730 | 10738 | 471 | 5624 | 4004 | 156 | 483 |
| 2. BILASPUR | 1838 | 16660 | 0 | 6031 | 24529 | 1831 | 15593 | 6427 | 45 | 633 |
| 3. DURG | 25317 | @ | @ | @ | 25317 | 959 | 13497 | 10166 | 695 | 0 |
| 4. JAGDALPUR | 2620 | 8168 | 0 | 6 | 10794 | 771 | 7365 | 2608 | 45 | 5 |
| 5. RAIPUR | 5900 | 57535 | 0 | 0 | 63435 | 3344 | 36236 | 22954 | 901 | 0 |
| 6. RAJANANDGAON* | 1991 | 10123 | 273 | 0 | 12387 | 782 | 6504 | 1361 | 172 | 3568 |
| 7. RAIGARH* | 748 | 3352 | 1194 | 0 | 5294 | 454 | 2471 | 2262 | 107 | 0 |
| STATE TOTAL : | 38999 | 99261 | 1467 | 12767 | 152494 | 8612 | 87290 | 49782 | 2121 | 4689 |

DISTRICT CENTRAL COOPERATIVE BANKS

**(BANKWISE AND CONSOLIDATED) BORROWINGS FROM SCB / NABARD, GOVT. OF INDIA, COMMERCIAL BANKS,
11. MADHYA PRADESH Contd...**

(AS ON 31st MARCH)

TABLE - IV

CASH CREDIT & OVERDRAFTS AND OTHERS

DURING 2005-2006

(Rs. IN LAKHS)

| NAME OF THE DISTRICT CENTRAL COOPERATIVE BANKS IN THE STATE | BORROWINGS FROM SCB / NABARD | | | | | TOTAL LOANS FROM SCB/NABARD (24 TO 28) | LOANS FROM | | CASH CREDIT AND OVER- DRAFTS | TOTAL BORROW- INGS (29 TO 32) |
|--|------------------------------|----------------|------------------|----------------|-------|---|------------|--------------------------|--|--|
| | AGRICULTURAL | | NON-AGRICULTURAL | | OTHER | | GOVT. | COMMER- CIAL BANKS | | |
| | SHORT TERM | MEDIUM TERM | SHORT TERM | MEDIUM TERM | | | | | | |
| 1 | 24 | 25 | 26 | 27 | 28 | 29 | 30 | 31 | 32 | 33 |
| 18. KHARGONE | 4272 | 125 | 2936 | 553 | 0 | 7886 | 756 | 0 | 0 | 8642 |
| 19. MANDLA | 0 | 0 | 0 | 0 | 58 | 58 | 0 | 0 | 0 | 58 |
| 20. MANDSAUR | 1914 | 0 | 355 | 188 | 0 | 2457 | 0 | 0 | 0 | 2457 |
| 21. MORENA | 1279 | 0 | 240 | 19 | 0 | 1538 | 6 | 0 | 0 | 1544 |
| 22. NARSINGHPUR* | 2122 | 364 | 282 | 7 | 0 | 2775 | 0 | 0 | 0 | 2775 |
| 23. PANNA | 823 | 0 | 528 | 3 | 23 | 1377 | 0 | 0 | 150 | 1527 |
| 24. RAISEN | 6862 | 0 | 276 | 327 | 0 | 7465 | 56 | 0 | 1200 | 8721 |
| 25. RAJGARH | 3740 | 229 | 88 | 16 | 0 | 4073 | 45 | 0 | 0 | 4118 |
| 26. RATLAM | 900 | 0 | 83 | 8 | 25 | 1016 | 0 | 0 | 0 | 1016 |
| 27. REWA (VINDHYA) | 1080 | 519 | 73 | 10 | 0 | 1682 | 0 | 0 | 0 | 1682 |
| 28. SAGAR | 2869 | 475 | 1007 | 20 | 692 | 5063 | 0 | 0 | 0 | 5063 |
| 29. SATNA | 1250 | 385 | 39 | 0 | 0 | 1674 | 0 | 0 | 0 | 1674 |
| 30. SEHORE | 3399 | 0 | 364 | 4 | 0 | 3767 | 0 | 0 | 0 | 3767 |
| 31. SEONI | 1427 | 0 | 256 | 27 | 0 | 1710 | 0 | 0 | 0 | 1710 |
| 32. SHAHDOL* | 428 | 236 | 31 | 16 | 0 | 711 | 2 | 0 | 0 | 713 |
| 33. SHAJAPUR | 5582 | 0 | 177 | 113 | 0 | 5872 | 53 | 0 | 0 | 5925 |
| 34. SHIVPURI | 800 | 0 | 219 | 0 | 0 | 1019 | 0 | 0 | 0 | 1019 |
| 35. SIDHI* | 100 | 0 | 208 | 52 | 1 | 361 | 0 | 0 | 0 | 361 |
| 36. TIKAMGARH | 1847 | 397 | 1604 | 33 | 0 | 3881 | 37 | 0 | 0 | 3918 |
| 37. UJJAIN | 2771 | 0 | 830 | 0 | 31 | 3632 | 518 | 0 | 20 | 4170 |
| 38. VIDISHA | 3281 | 0 | 896 | 21 | 0 | 4198 | 24 | 0 | 0 | 4222 |
| STATE TOTAL : | 86648 | 9091 | 14994 | 4562 | 3218 | 118513 | 1825 | 0 | 2127 | 122465 |
| 12. CHHATTISGARH | | | | | | | | | | |
| 1. AMBIKAPUR* | 76 | 0 | 274 | 27 | 233 | 610 | 97 | 0 | 0 | 707 |
| 2. BILASPUR | 0 | 0 | 906 | 0 | 0 | 906 | 0 | 0 | 0 | 906 |
| 3. DURG | 0 | 14 | 210 | 7 | 10 | 241 | 0 | 0 | 0 | 241 |
| 4. JAGDALPUR | 0 | 0 | 61 | 10 | 0 | 71 | 0 | 0 | 0 | 71 |
| 5. RAIPUR | 0 | 0 | 784 | 25 | 0 | 809 | 0 | 0 | 0 | 809 |
| 6. RAJANANDGAON* | 0 | 0 | 29 | 55 | 0 | 84 | 30 | 0 | 0 | 114 |
| 7. RAIGARH* | 1015 | 0 | 848 | 53 | 700 | 2616 | 15 | 0 | 0 | 2631 |
| STATE TOTAL : | 1091 | 14 | 3112 | 177 | 943 | 5337 | 142 | 0 | 0 | 5479 |

DISTRICT CENTRAL COOPERATIVE BANKS

TABLE - V

(BANKWISE AND CONSOLIDATED) WORKING CAPITAL, CASH AND BALANCES WITH BANKS, CALL DEPOSITS

11. MADHYA PRADESH Contd...

AND DETAILS OF INVESTMENTS WITH VARIOUS AGENCIES

(AS ON 31st MARCH)

DURING 2005-2006

(Rs. IN LAKHS)

| NAME OF THE DISTRICT CENTRAL COOPERATIVE BANKS IN THE STATE | WORKING CAPITAL | CASH ON HAND | BALANCES WITH BANKS | CALL DEPOSITS | DETAILS OF INVESTMENTS | | | | | TOTAL INVESTMENTS (38 TO 42) |
|--|--------------------|-----------------|---------------------------|------------------|------------------------|----------------------------|------------------------------|-------------------|---------------------------|------------------------------------|
| | | | | | IN GOVT. SECURITIES | DEBEN- TURES OF LDBs | OTHER TRUSTEE SECURITY | FIXED DEPOSITS | OTHER INVEST- MENTS | |
| 1 | 34 | 35 | 36 | 37 | 38 | 39 | 40 | 41 | 42 | 43 |
| 18. KHARGONE | 45096 | 906 | 769 | 0 | 0 | 0 | 0 | 6043 | 940 | 6983 |
| 19. MANDLA | 20952 | 358 | 653 | 0 | 0 | 0 | 0 | 4230 | 119 | 4349 |
| 20. MANDSAUR | 25916 | 1013 | 832 | 0 | 0 | 0 | 0 | 8364 | 272 | 8636 |
| 21. MORENA | 12170 | 251 | 274 | 0 | 0 | 0 | 0 | 2515 | 98 | 2613 |
| 22. NARSINGHPUR* | 11345 | 272 | 192 | 0 | 0 | 0 | 0 | 1648 | 145 | 1793 |
| 23. PANNA | 8131 | 665 | 474 | 0 | 100 | 0 | 10 | 1257 | 10 | 1377 |
| 24. RAISEN | 21465 | 911 | 147 | 0 | 0 | 0 | 0 | 1840 | 426 | 2266 |
| 25. RAJGARH | 14854 | 230 | 165 | 0 | 0 | 277 | 0 | 942 | 0 | 1219 |
| 26. RATLAM | 15343 | 251 | 308 | 0 | 0 | 0 | 0 | 5423 | 168 | 5591 |
| 27. REWA (VINDHYA) | 17047 | 386 | 137 | 0 | 0 | 0 | 0 | 2108 | 27 | 2135 |
| 28. SAGAR | 21275 | 100 | 95 | 0 | 0 | 0 | 0 | 963 | 260 | 1223 |
| 29. SATNA | 15058 | 369 | 338 | 0 | 0 | 0 | 0 | 2496 | 100 | 2596 |
| 30. SEHORE | 16017 | 750 | 228 | 0 | 0 | 0 | 0 | 2791 | 267 | 3058 |
| 31. SEONI | 13140 | 363 | 273 | 0 | 0 | 0 | 0 | 2256 | 123 | 2379 |
| 32. SHAHDOL* | 10206 | 103 | 241 | 0 | 0 | 0 | 0 | 978 | 69 | 1047 |
| 33. SHAJAPUR | 20095 | 1168 | 388 | 0 | 0 | 0 | 0 | 2609 | 385 | 2994 |
| 34. SHIVPURI | 8917 | 541 | 305 | 0 | 0 | 0 | 0 | 1764 | 92 | 1856 |
| 35. SIDHI* | 8819 | 152 | 144 | 355 | 0 | 0 | 0 | 1003 | 35 | 1038 |
| 36. TIKAMGARH | 12623 | 74 | 172 | 0 | 0 | 0 | 0 | 1398 | 208 | 1606 |
| 37. UJJAIN | 16043 | 623 | 650 | 0 | 2 | 213 | 2 | 2310 | 194 | 2721 |
| 38. VIDISHA | 21438 | 1587 | 449 | 0 | 0 | 0 | 113 | 3999 | 326 | 4438 |
| STATE TOTAL : | 687340 | 20200 | 17788 | 680 | 1255 | 490 | 8176 | 144290 | 8100 | 162311 |
| 12. CHHATTISGARH | | | | | | | | | | |
| 1. AMBIKAPUR* | 11567 | 193 | 1189 | 0 | 0 | 0 | 0 | 3507 | 75 | 3582 |
| 2. BILASPUR | 34950 | 464 | 1357 | 0 | 0 | 0 | 21 | 8507 | 322 | 8850 |
| 3. DURG | 27179 | 382 | 1443 | 0 | 0 | 0 | 0 | 17111 | 356 | 17467 |
| 4. JAGDALPUR | 13687 | 188 | 835 | 0 | 0 | 0 | 0 | 4072 | 143 | 4215 |
| 5. RAIPUR | 75415 | 1062 | 1599 | 0 | 0 | 0 | 110 | 48765 | 520 | 49395 |
| 6. RAJANANDGAON* | 16298 | 337 | 1420 | 0 | 0 | 0 | 0 | 4098 | 232 | 4330 |
| 7. RAIGARH* | 12196 | 62 | 244 | 0 | 0 | 0 | 0 | 1139 | 192 | 1331 |
| STATE TOTAL : | 191292 | 2688 | 8087 | 0 | 0 | 0 | 131 | 87199 | 1840 | 89170 |

**DISTRICT CENTRAL COOPERATIVE BANKS
(BANKWISE AND CONSOLIDATED)**

11. MADHYA PRADESH Contd...

(AS ON 31st MARCH)

**TABLE - VI (A)
LOANS ISSUED - SHORT TERM AGRICULTURAL
AND SHORT TERM NON-AGRICULTURAL
DURING 2005-2006**

(Rs. IN LAKHS)

| NAME OF THE DISTRICT CENTRAL COOPERATIVE BANKS IN THE STATE | SHORT TERM AGRICULTURAL | | | | SHORT TERM NON-AGRICULTURAL | | | |
|--|--|--------------------------|---------------------------------------|------------------------------------|-----------------------------|---------------------------|--------|--|
| | SEASONAL AGRICULTURAL OPERATIONS | MARKETING OF CROPS | OTHERS INCLUDING SUPPLY & DIST. | TOTAL S. T. AGRI. (44 TO 46) | INDUSTRIAL PURPOSES | CONSUMP- TION LOANS | OTHERS | TOTAL S. T. NON-AGRI. (48 TO 50) |
| 1 | 44 | 45 | 46 | 47 | 48 | 49 | 50 | 51 |
| 18. KHARGONE | 28019 | 0 | 0 | 28019 | 0 | 0 | 3980 | 3980 |
| 19. MANDLA | 1485 | 0 | 0 | 1485 | 0 | 141 | 700 | 841 |
| 20. MANDSAUR | 10441 | 0 | 163 | 10604 | 0 | 1694 | 668 | 2362 |
| 21. MORENA | 2602 | 0 | 4717 | 7319 | 256 | 123 | 195 | 574 |
| 22. NARSINGHPUR* | 3997 | 0 | 0 | 3997 | 0 | 0 | 0 | 0 |
| 23. PANNA | 1546 | 0 | 0 | 1546 | 0 | 152 | 3799 | 3951 |
| 24. RAISEN | 0 | 6795 | 0 | 6795 | 184 | 11 | 0 | 195 |
| 25. RAJGARH | 4732 | 0 | 0 | 4732 | 0 | 0 | 0 | 0 |
| 26. RATLAM | 7165 | 0 | 0 | 7165 | 0 | 424 | 7979 | 8403 |
| 27. REWA (VINDHYA) | 1303 | 0 | 0 | 1303 | 0 | 0 | 113 | 113 |
| 28. SAGAR | 3687 | 0 | 23 | 3710 | 0 | 0 | 226 | 226 |
| 29. SATNA | 2594 | 0 | 0 | 2594 | 0 | 0 | 21 | 21 |
| 30. SEHORE | 6929 | 0 | 0 | 6929 | 0 | 0 | 453 | 453 |
| 31. SEONI | 3004 | 0 | 4946 | 7950 | 0 | 0 | 144 | 144 |
| 32. SHAHDOL* | 436 | 0 | 0 | 436 | 0 | 0 | 676 | 676 |
| 33. SHAJAPUR | 13104 | 0 | 0 | 13104 | 0 | 0 | 9153 | 9153 |
| 34. SHIVPURI | 2853 | 0 | 1250 | 4103 | 0 | 0 | 0 | 0 |
| 35. SIDHI* | 425 | 0 | 0 | 425 | 0 | 0 | 4262 | 4262 |
| 36. TIKAMGARH | 2750 | 0 | 0 | 2750 | 0 | 0 | 107 | 107 |
| 37. UJJAIN | 6161 | 0 | 0 | 6161 | 0 | 18 | 1132 | 1150 |
| 38. VIDISHA | 9241 | 0 | 121 | 9362 | 0 | 0 | 237 | 237 |
| STATE TOTAL : | 324667 | 23439 | 54714 | 402820 | 3463 | 26707 | 270759 | 300929 |
| 12. CHHATTISGARH | | | | | | | | |
| 1. AMBIKAPUR* | 1682 | 0 | 0 | 1682 | 3 | 0 | 279 | 282 |
| 2. BILASPUR | 4837 | 0 | 0 | 4837 | 0 | 0 | 232 | 232 |
| 3. DURG | 6957 | 0 | 3951 | 10908 | 0 | 0 | 5990 | 5990 |
| 4. JAGDALPUR | 2400 | 0 | 0 | 2400 | 96 | 0 | 0 | 96 |
| 5. RAIPUR | 14822 | 0 | 0 | 14822 | 0 | 0 | 336 | 336 |
| 6. RAJANANDGAON* | 4054 | 0 | 276 | 4330 | 0 | 0 | 2710 | 2710 |
| 7. RAIGARH* | 926 | 0 | 0 | 926 | 0 | 0 | 722 | 722 |
| STATE TOTAL : | 324667 | 23439 | 54714 | 402820 | 3463 | 26707 | 270759 | 300929 |

**DISTRICT CENTRAL COOPERATIVE BANKS
(BANKWISE AND CONSOLIDATED)**

11. MADHYA PRADESH Contd...

(AS ON 31st MARCH)

**TABLE - VI (B)
LOANS ISSUED - MEDIUM TERM AGRICULTURAL
AND MEDIUM TERM NON-AGRICULTURAL
DURING 2005-2006**

(Rs. IN LAKHS)

| NAME OF THE DISTRICT CENTRAL COOPERATIVE BANKS IN THE STATE | MEDIUM TERM AGRICULTURAL | | | | MEDIUM TERM NON-AGRICULTURAL | | | OTHER LOANS & ADVANCES | TOTAL LOANS & ADVANCES (47+51+55+58+59) |
|--|--------------------------|---------------------|--------|-----------------------------------|------------------------------|--------|--|---------------------------|---|
| | MINOR IRRIGATION | ANIMAL HUSBANDRY | OTHERS | TOTAL M. T. AGRI (52 TO 54) | PURCHASE OF SHARES | OTHERS | TOTAL M. T. NON-AGRI. (56 TO 57) | | |
| 1 | 52 | 53 | 54 | 55 | 56 | 57 | 58 | 59 | 60 |
| 18. KHARGONE | 94 | 0 | 4828 | 4922 | 0 | 702 | 702 | 0 | 37623 |
| 19. MANDLA | 0 | 0 | 1 | 1 | 0 | 74 | 74 | 35 | 2436 |
| 20. MANDSAUR | 3097 | 0 | 0 | 3097 | 548 | 0 | 548 | 8 | 16619 |
| 21. MORENA | 0 | 14 | 34 | 48 | 0 | 45 | 45 | 0 | 7986 |
| 22. NARSINGHPUR* | 4 | 0 | 9 | 13 | 0 | 0 | 0 | 899 | 4909 |
| 23. PANNA | 0 | 0 | 231 | 231 | 0 | 23 | 23 | 0 | 5751 |
| 24. RAISEN | 3 | 0 | 57 | 60 | 291 | 22 | 313 | 1400 | 8763 |
| 25. RAJGARH | 0 | 0 | 0 | 0 | 0 | 0 | 0 | 0 | 4732 |
| 26. RATLAM | 8 | 452 | 20 | 480 | 0 | 79 | 79 | 0 | 16127 |
| 27. REWA (VINDHYA) | 0 | 0 | 0 | 0 | 0 | 12 | 12 | 380 | 1808 |
| 28. SAGAR | 2 | 0 | 16 | 18 | 0 | 11 | 11 | 9388 | 13353 |
| 29. SATNA | 0 | 0 | 5 | 5 | 0 | 18 | 18 | 11 | 2649 |
| 30. SEHORE | 0 | 0 | 1 | 1 | 0 | 65 | 65 | 51 | 7499 |
| 31. SEONI | 1 | 0 | 391 | 392 | 0 | 16 | 16 | 65 | 8567 |
| 32. SHAHDOL* | 75 | 0 | 35 | 110 | 0 | 48 | 48 | 0 | 1270 |
| 33. SHAJAPUR | 10 | 19 | 641 | 670 | 0 | 158 | 158 | 75 | 23160 |
| 34. SHIVPURI | 0 | 2 | 0 | 2 | 5 | 274 | 279 | 9 | 4393 |
| 35. SIDHI* | 133 | 0 | 190 | 323 | 0 | 72 | 72 | 5 | 5087 |
| 36. TIKAMGARH | 11 | 0 | 3 | 14 | 0 | 42 | 42 | 0 | 2913 |
| 37. UJJAIN | 1 | 0 | 0 | 1 | 0 | 0 | 0 | 0 | 7312 |
| 38. VIDISHA | 1 | 0 | 23 | 24 | 0 | 798 | 798 | 0 | 10421 |
| STATE TOTAL : | 3891 | 506 | 8426 | 12823 | 870 | 6658 | 7528 | 32168 | 350383 |
| 12. CHHATTISGARH | | | | | | | | | |
| 1. AMBIKAPUR* | 0 | 0 | 0 | 0 | 0 | 0 | 0 | 244 | 2208 |
| 2. BILASPUR | 139 | 0 | 11 | 150 | 0 | 125 | 125 | 7603 | 12947 |
| 3. DURG | 0 | 0 | 101 | 101 | 0 | 216 | 216 | 0 | 17215 |
| 4. JAGDALPUR | 18 | 0 | 0 | 18 | 0 | 100 | 100 | 0 | 2614 |
| 5. RAIPUR | 0 | 0 | 2933 | 2933 | 0 | 1229 | 1229 | 2703 | 22023 |
| 6. RAJANANDGAON* | 6 | 0 | 748 | 754 | 0 | 165 | 165 | 36 | 7995 |
| 7. RAIGARH* | 0 | 0 | 310 | 310 | 0 | 24 | 24 | 72 | 2054 |
| STATE TOTAL : | 163 | 0 | 4103 | 4266 | 0 | 1859 | 1859 | 10658 | 67056 |

**DISTRICT CENTRAL COOPERATIVE BANKS
(BANKWISE AND CONSOLIDATED)**

11. MADHYA PRADESH Contd...

(AS ON 31st MARCH)

**TABLE - VII (A)
LOANS OUTSTANDING - SHORT TERM AGRICULTURAL
AND SHORT TERM NON-AGRICULTURAL
DURING 2005-2006**

(Rs. IN LAKHS)

| NAME OF THE DISTRICT CENTRAL COOPERATIVE BANKS IN THE STATE | SHORT TERM AGRICULTURAL | | | | SHORT TERM NON-AGRICULTURAL | | | |
|--|--|--------------------------|---------------------------------------|------------------------------------|-----------------------------|---------------------------|--------|--|
| | SEASONAL AGRICULTURAL OPERATIONS | MARKETING OF CROPS | OTHERS INCLUDING SUPPLY & DIST. | TOTAL S. T. AGRI. (61 TO 63) | INDUSTRIAL PURPOSES | CONSUMP- TION LOANS | OTHERS | TOTAL S. T. NON-AGRI. (65 TO 67) |
| 1 | 61 | 62 | 63 | 64 | 65 | 66 | 67 | 68 |
| 18. KHARGONE | 20775 | 0 | 0 | 20775 | 147 | 0 | 2482 | 2629 |
| 19. MANDLA | 1499 | 0 | 0 | 1499 | 0 | 101 | 7556 | 7657 |
| 20. MANDSAUR | 6076 | 0 | 163 | 6239 | 0 | 698 | 667 | 1365 |
| 21. MORENA | 4869 | 0 | 1393 | 6262 | 141 | 70 | 361 | 572 |
| 22. NARSINGHPUR* | 5989 | 0 | 0 | 5989 | 0 | 0 | 301 | 301 |
| 23. PANNA | 2529 | 0 | 0 | 2529 | 0 | 87 | 155 | 242 |
| 24. RAISEN | 0 | 10050 | 0 | 10050 | 458 | 53 | 0 | 511 |
| 25. RAJGARH | 7366 | 0 | 0 | 7366 | 0 | 0 | 677 | 677 |
| 26. RATLAM | 6043 | 0 | 0 | 6043 | 0 | 241 | 75 | 316 |
| 27. REWA (VINDHYA) | 2872 | 0 | 0 | 2872 | 0 | 0 | 861 | 861 |
| 28. SAGAR | 6098 | 0 | 778 | 6876 | 0 | 1 | 176 | 177 |
| 29. SATNA | 5707 | 0 | 0 | 5707 | 3 | 0 | 2122 | 2125 |
| 30. SEHORE | 8492 | 0 | 0 | 8492 | 0 | 0 | 256 | 256 |
| 31. SEONI | 3167 | 0 | 1585 | 4752 | 0 | 0 | 496 | 496 |
| 32. SHAHDOL* | 0 | 0 | 0 | 0 | 0 | 0 | 0 | 0 |
| 33. SHAJAPUR | 10469 | 0 | 0 | 10469 | 0 | 0 | 955 | 955 |
| 34. SHIVPURI | 5112 | 0 | 51 | 5163 | 0 | 0 | 0 | 0 |
| 35. SIDHI* | 594 | 0 | 0 | 594 | 0 | 0 | 2230 | 2230 |
| 36. TIKAMGARH | 3852 | 0 | 0 | 3852 | 0 | 0 | 1398 | 1398 |
| 37. UJJAIN | 6519 | 0 | 0 | 6519 | 0 | 20 | 827 | 847 |
| 38. VIDISHA | 11777 | 0 | 121 | 11898 | 0 | 0 | 252 | 252 |
| STATE TOTAL : | 224118 | 10653 | 11346 | 246117 | 1778 | 1887 | 34905 | 38570 |
| 12. CHHATTISGARH | | | | | | | | |
| 1. AMBIKAPUR* | 1676 | 0 | 0 | 1676 | 20 | 0 | 187 | 207 |
| 2. BILASPUR | 6470 | 0 | 0 | 6470 | 368 | 0 | 1266 | 1634 |
| 3. DURG | 5527 | 0 | 294 | 5821 | 0 | 0 | 828 | 828 |
| 4. JAGDALPUR | 1655 | 0 | 0 | 1655 | 75 | 0 | 0 | 75 |
| 5. RAIPUR | 0 | 0 | 6297 | 6297 | 0 | 0 | 383 | 383 |
| 6. RAJANANDGAON* | 3126 | 0 | 149 | 3275 | 0 | 0 | 2710 | 2710 |
| 7. RAIGARH* | 1119 | 0 | 0 | 1119 | 0 | 0 | 6173 | 6173 |
| STATE TOTAL : | 19573 | 0 | 6740 | 26313 | 463 | 0 | 11547 | 12010 |

**DISTRICT CENTRAL COOPERATIVE BANKS
(BANKWISEWISE AND CONSOLIDATE)
11. MADHYA PRADESH Contd...
(AS ON 31st MARCH)**

**TABLE - VII (B)
LOANS OUTSTANDING - MEDIUM TERM AGRICULTURAL
AND MEDIUM TERM NON-AGRICULTURAL
DURING 2005-2006**

(Rs. IN LAKHS)

| NAME OF THE STATES (DISTRICT CENTRAL COOPERATIVE BANKS STATE WISE TOTAL) | MEDIUM TERM AGRICULTURAL | | | | MEDIUM TERM NON-AGRICULTURAL | | | OTHER LOANS OUTSTANDINGS | TOTAL LOANS OUTSTANDING (64+68+72+75+76) |
|---|--------------------------|---------------------|--------|------------------------------------|------------------------------|--------|--|-----------------------------|--|
| | MINOR IRRIGATION | ANIMAL HUSBANDRY | OTHERS | TOTAL M. T. AGRI. (69 TO 71) | PURCHASE OF SHARES | OTHERS | TOTAL M. T. NON-AGRI. (73 TO 74) | | |
| 1 | 69 | 70 | 71 | 72 | 73 | 74 | 75 | 76 | 77 |
| 18. KHARGONE | 173 | 689 | 4828 | 5690 | 0 | 4470 | 4470 | 249 | 33813 |
| 19. MANDLA | 0 | 0 | 239 | 239 | 0 | 756 | 756 | 98 | 10249 |
| 20. MANDSAUR | 4267 | 0 | 0 | 4267 | 1492 | 0 | 1492 | 801 | 14164 |
| 21. MORENA | 0 | 43 | 411 | 454 | 0 | 807 | 807 | 1 | 8096 |
| 22. NARSINGHPUR* | 42 | 0 | 713 | 755 | 0 | 280 | 280 | 921 | 8246 |
| 23. PANNA | 0 | 0 | 1718 | 1718 | 0 | 136 | 136 | 136 | 4761 |
| 24. RAISEN | 884 | 0 | 1109 | 1993 | 1331 | 219 | 1550 | 862 | 14966 |
| 25. RAJGARH | 13 | 0 | 1475 | 1488 | 0 | 196 | 196 | 0 | 9727 |
| 26. RATLAM | 6 | 1482 | 54 | 1542 | 0 | 330 | 330 | 0 | 8231 |
| 27. REWA (VINDHYA) | 23 | 139 | 43 | 205 | 0 | 704 | 704 | 2762 | 7404 |
| 28. SAGAR | 0 | 0 | 1675 | 1675 | 0 | 550 | 550 | 3448 | 12726 |
| 29. SATNA | 16 | 0 | 811 | 827 | 0 | 227 | 227 | 330 | 9216 |
| 30. SEHORE | 0 | 0 | 888 | 888 | 0 | 342 | 342 | 1158 | 11136 |
| 31. SEONI | 1 | 0 | 917 | 918 | 0 | 356 | 356 | 15 | 6537 |
| 32. SHAHDOL* | 0 | 0 | 0 | 0 | 0 | 0 | 0 | 0 | 0 |
| 33. SHAJAPUR | 10 | 35 | 1995 | 2040 | 0 | 600 | 600 | 355 | 14419 |
| 34. SHIVPURI | 0 | 724 | 0 | 724 | 40 | 76 | 116 | 35 | 6038 |
| 35. SIDHI* | 398 | 0 | 900 | 1298 | 0 | 390 | 390 | 5 | 4517 |
| 36. TIKAMGARH | 32 | 0 | 3158 | 3190 | 0 | 702 | 702 | 0 | 9142 |
| 37. UJJAIN | 1 | 0 | 2918 | 2919 | 0 | 395 | 395 | 0 | 10680 |
| 38. VIDISHA | 94 | 0 | 1439 | 1533 | 0 | 433 | 433 | 270 | 14386 |
| STATE TOTAL : | 10027 | 3603 | 40072 | 53702 | 3205 | 30226 | 33431 | 21522 | 393342 |
| 12. CHHATTISGARH | | | | | | | | | |
| 1. AMBIKAPUR* | 0 | 0 | 597 | 597 | 0 | 27 | 27 | 2345 | 4852 |
| 2. BILASPUR | 691 | 0 | 4566 | 5257 | 0 | 906 | 906 | 7603 | 21870 |
| 3. DURG | 0 | 0 | 2863 | 2863 | 0 | 1062 | 1062 | 0 | 10574 |
| 4. JAGDALPUR | 0 | 0 | 2650 | 2650 | 0 | 2333 | 2333 | 0 | 6713 |
| 5. RAIPUR | 0 | 0 | 5909 | 5909 | 0 | 2409 | 2409 | 3421 | 18419 |
| 6. RAJANANDGAON* | 50 | 0 | 2277 | 2327 | 0 | 815 | 815 | 261 | 9388 |
| 7. RAIGARH* | 0 | 0 | 804 | 804 | 0 | 947 | 947 | 73 | 9116 |
| STATE TOTAL : | 741 | 0 | 19666 | 20407 | 0 | 8499 | 8499 | 13703 | 80932 |

**DISTRICT CENTRAL COOPERATIVE BANKS
(BANKWISE AND CONSOLIDATED)**

**TABLE - VIII
PURPOSE WISE DEMAND AND COLLECTION
DURING 2005-2006**

11. MADHYA PRADESH Contd...
(AS ON 31st MARCH)

(Rs. IN LAKHS)

| NAME OF THE STATES (DISTRICT CENTRAL COOPERATIVE BANKS STATE WISE TOTAL) | DETAILS OF DEMAND | | | | | | DETAILS OF COLLECTION | | | | | |
|---|-------------------|-----------------------|-------------------|-----------------------|--------|---------------------|-----------------------|-----------------------|-------------------|-----------------------|--------|---------------------|
| | SHORT TERM | | MEDIUM TERM | | OTHERS | TOTAL (78 TO 82) | SHORT TERM | | MEDIUM TERM | | OTHERS | TOTAL (84 TO 88) |
| | AGRI- CULTURAL | NON-AGRI- CULTURAL | AGRI- CULTURAL | NON-AGRI- CULTURAL | | | AGRI- CULTURAL | NON-AGRI- CULTURAL | AGRI- CULTURAL | NON-AGRI- CULTURAL | | |
| 1 | 78 | 79 | 80 | 81 | 82 | 83 | 84 | 85 | 86 | 87 | 88 | 89 |
| 18. KHARGONE | 38136 | 3393 | 1512 | 1648 | 693 | 45382 | 24761 | 2638 | 1241 | 1265 | 279 | 30184 |
| 19. MANDLA | 2542 | 1556 | 230 | 666 | 37 | 5031 | 1247 | 167 | 107 | 83 | 19 | 1623 |
| 20. MANDSAUR | 10912 | 98 | 1120 | 591 | 1066 | 13787 | 6150 | 79 | 663 | 288 | 802 | 7982 |
| 21. MORENA | 4697 | 1631 | 196 | 592 | 1 | 7117 | 2813 | 1573 | 165 | 38 | 0 | 4589 |
| 22. NARSINGHPUR* | 5256 | 0 | 505 | 279 | 745 | 6785 | 1805 | 0 | 185 | 49 | 153 | 2192 |
| 23. PANNA | 2857 | 0 | 320 | 436 | 0 | 3613 | 757 | 0 | 171 | 113 | 0 | 1041 |
| 24. RAISEN | 11938 | 235 | 826 | 243 | 0 | 13242 | 4991 | 67 | 361 | 61 | 0 | 5480 |
| 25. RAJGARH | 9381 | 0 | 21 | 1960 | 122 | 11484 | 2837 | 0 | 0 | 642 | 25 | 3504 |
| 26. RATLAM | 10732 | 15 | 1014 | 176 | 5 | 11942 | 7182 | 3 | 844 | 66 | 0 | 8095 |
| 27. REWA (VINDHYA) | 2607 | 662 | 132 | 533 | 113 | 4047 | 262 | 3 | 14 | 18 | 4 | 301 |
| 28. SAGAR | 6759 | 420 | 1781 | 415 | 0 | 9375 | 2622 | 10 | 749 | 13 | 0 | 3394 |
| 29. SATNA | 4952 | 492 | 811 | 714 | 0 | 6969 | 3018 | 5 | 237 | 129 | 0 | 3389 |
| 30. SEHORE | 10874 | 1 | 574 | 321 | 0 | 11770 | 5708 | 0 | 379 | 102 | 0 | 6189 |
| 31. SEONI | 5087 | 474 | 665 | 304 | 0 | 6530 | 2713 | 20 | 262 | 29 | 0 | 3024 |
| 32. SHAHDOL* | 905 | 32 | 68 | 329 | 41 | 1375 | 506 | 0 | 33 | 15 | 6 | 560 |
| 33. SHAJAPUR | 16912 | 804 | 1426 | 416 | 181 | 19739 | 10363 | 800 | 1390 | 217 | 180 | 12950 |
| 34. SHIVPURI | 5948 | 0 | 641 | 1 | 0 | 6590 | 3483 | 0 | 399 | 1 | 0 | 3883 |
| 35. SIDHI* | 884 | 29 | 225 | 537 | 19 | 1694 | 511 | 1 | 56 | 60 | 0 | 628 |
| 36. TIKAMGARH | 5623 | 0 | 0 | 0 | 1078 | 6701 | 3408 | 0 | 0 | 0 | 411 | 3819 |
| 37. UJJAIN | 9124 | 496 | 2374 | 184 | 77 | 12255 | 4080 | 82 | 1264 | 16 | 52 | 5494 |
| 38. VIDISHA | 16062 | 334 | 1572 | 204 | 0 | 18172 | 9312 | 184 | 1243 | 119 | 0 | 10858 |
| STATE TOTAL : | 312042 | 19111 | 29274 | 24908 | 14598 | 399933 | 156022 | 11028 | 14996 | 5799 | 7465 | 195310 |
| 12. CHHATTISGARH | | | | | | | | | | | | |
| 1. AMBIKAPUR* | 2457 | 0 | 104 | 618 | 167 | 3346 | 1083 | 0 | 48 | 97 | 2 | 1230 |
| 2. BILASPUR | 9506 | 1087 | 2533 | 601 | 1498 | 15225 | 3321 | 110 | 907 | 145 | 3 | 4486 |
| 3. DURG | 10642 | 502 | 2032 | 687 | 0 | 13863 | 5706 | 73 | 1165 | 240 | 0 | 7184 |
| 4. JAGDALPUR | 3243 | 0 | 1340 | 0 | 177 | 4760 | 1745 | 0 | 170 | 0 | 29 | 1944 |
| 5. RAIPUR | 19765 | 3565 | 2760 | 1250 | 0 | 27340 | 14758 | 1725 | 1980 | 515 | 0 | 18978 |
| 6. RAJANANDGAON* | 5875 | 19 | 1372 | 732 | 83 | 8081 | 2872 | 4 | 605 | 219 | 52 | 3752 |
| 7. RAIGARH* | 1763 | 251 | 438 | 866 | 29 | 3347 | 768 | 12 | 127 | 5 | 14 | 926 |
| STATE TOTAL : | 53251 | 5424 | 10579 | 4754 | 1954 | 75962 | 30253 | 1924 | 5002 | 1221 | 100 | 38500 |

DISTRICT CENTRAL COOPERATIVE BANKS

TABLE - IX

(BANKWISE AND CONSOLIDATED) PURPOSE WISE BALANCES (OVERDUES) AND % OF OVERDUES TO DEMAND

11. MADHYA PRADESH Contd...

DURING 2005-2006

(AS ON 31st MARCH)

(Rs. IN LAKHS)

(PERCENTAGE %)

| NAME OF THE STATES (DISTRICT CENTRAL COOPERATIVE BANKS STATE WISE TOTAL) | DETAILS OF BALANCES (OVERDUES) | | | | | | PERCENTAGE OF OVERDUES TO DEMAND | | | | | |
|---|--------------------------------|-----------------------|-------------------|-----------------------|--------|---------------------|----------------------------------|-----------------------|-------------------|-----------------------|--------|-------|
| | SHORT TERM | | MEDIUM TERM | | OTHERS | TOTAL (90 TO 94) | SHORT TERM | | MEDIUM TERM | | OTHERS | TOTAL |
| | AGRI- CULTURAL | NON-AGRI- CULTURAL | AGRI- CULTURAL | NON-AGRI- CULTURAL | | | AGRI- CULTURAL | NON-AGRI- CULTURAL | AGRI- CULTURAL | NON-AGRI- CULTURAL | | |
| 1 | 90 | 91 | 92 | 93 | 94 | 95 | 96 | 97 | 98 | 99 | 100 | 101 |
| 18. KHARGONE | 13375 | 755 | 271 | 383 | 414 | 15198 | 35.07 | 22.25 | 17.92 | 23.24 | 59.74 | 33.49 |
| 19. MANDLA | 1295 | 1389 | 123 | 583 | 18 | 3408 | 50.94 | 89.27 | 53.48 | 87.54 | 48.65 | 67.74 |
| 20. MANDSAUR | 4762 | 19 | 457 | 303 | 264 | 5805 | 43.64 | 19.39 | 40.80 | 51.27 | 24.77 | 42.10 |
| 21. MORENA | 1884 | 58 | 31 | 554 | 1 | 2528 | 40.11 | 3.56 | 15.82 | 93.58 | 100.00 | 35.52 |
| 22. NARSINGHPUR* | 3451 | 0 | 320 | 230 | 592 | 4593 | 65.66 | 0.00 | 63.37 | 82.44 | 79.46 | 67.69 |
| 23. PANNA | 2100 | 0 | 149 | 323 | 0 | 2572 | 73.50 | 0.00 | 46.56 | 74.08 | 0.00 | 71.19 |
| 24. RAISEN | 6947 | 168 | 465 | 182 | 0 | 7762 | 58.19 | 71.49 | 56.30 | 74.90 | 0.00 | 58.62 |
| 25. RAJGARH | 6544 | 0 | 21 | 1318 | 97 | 7980 | 69.76 | 0.00 | 100.00 | 67.24 | 79.51 | 69.49 |
| 26. RATLAM | 3550 | 12 | 170 | 110 | 5 | 3847 | 33.08 | 80.00 | 16.77 | 62.50 | 100.00 | 32.21 |
| 27. REWA (VINDHYA) | 2345 | 659 | 118 | 515 | 109 | 3746 | 89.95 | 99.55 | 89.39 | 96.62 | 96.46 | 92.56 |
| 28. SAGAR | 4137 | 410 | 1032 | 402 | 0 | 5981 | 61.21 | 97.62 | 57.94 | 96.87 | 0.00 | 63.80 |
| 29. SATNA | 1934 | 487 | 574 | 585 | 0 | 3580 | 39.05 | 98.98 | 70.78 | 81.93 | 0.00 | 51.37 |
| 30. SEHORE | 5166 | 1 | 195 | 219 | 0 | 5581 | 47.51 | 100.00 | 33.97 | 68.22 | 0.00 | 47.42 |
| 31. SEONI | 2374 | 454 | 403 | 275 | 0 | 3506 | 46.67 | 95.78 | 60.60 | 90.46 | 0.00 | 53.69 |
| 32. SHAHDOL* | 399 | 32 | 35 | 314 | 35 | 815 | 44.09 | 100.00 | 51.47 | 95.44 | 85.37 | 59.27 |
| 33. SHAJAPUR | 6549 | 4 | 36 | 199 | 1 | 6789 | 38.72 | 0.50 | 2.52 | 47.84 | 0.55 | 34.39 |
| 34. SHIVPURI | 2465 | 0 | 242 | 0 | 0 | 2707 | 41.44 | 0.00 | 37.75 | 0.00 | 0.00 | 41.08 |
| 35. SIDHI* | 373 | 28 | 169 | 477 | 19 | 1066 | 42.19 | 96.55 | 75.11 | 88.83 | 100.00 | 62.93 |
| 36. TIKAMGARH | 2215 | 0 | 0 | 0 | 667 | 2882 | 39.39 | 0.00 | 0.00 | 0.00 | 61.87 | 43.01 |
| 37. UJJAIN | 5044 | 414 | 1110 | 168 | 25 | 6761 | 55.28 | 83.47 | 46.76 | 91.30 | 32.47 | 55.17 |
| 38. VIDISHA | 6750 | 150 | 329 | 85 | 0 | 7314 | 42.02 | 44.91 | 20.93 | 41.67 | 0.00 | 40.25 |
| STATE TOTAL : | 156020 | 17230 | 20624 | 54315 | 18161 | 292895 | 42.29 | 13.11 | 48.84 | 34.21 | 25.30 | 35.04 |
| 12. CHHATTISGARH | | | | | | | | | | | | |
| 1. AMBIKAPUR* | 1374 | 0 | 56 | 521 | 165 | 2116 | 55.92 | 0.00 | 53.85 | 84.30 | 98.80 | 63.24 |
| 2. BILASPUR | 6185 | 977 | 1626 | 456 | 1495 | 10739 | 65.06 | 89.88 | 64.19 | 75.87 | 99.80 | 70.54 |
| 3. DURG | 4936 | 429 | 867 | 447 | 0 | 6679 | 46.38 | 85.46 | 42.67 | 65.07 | 0.00 | 48.18 |
| 4. JAGDALPUR | 1498 | 0 | 1170 | 0 | 148 | 2816 | 46.19 | 0.00 | 87.31 | 0.00 | 83.62 | 59.16 |
| 5. RAIPUR | 5007 | 1840 | 780 | 735 | 0 | 8362 | 25.33 | 51.61 | 28.26 | 58.80 | 0.00 | 30.59 |
| 6. RAJANANDGAON* | 3003 | 15 | 767 | 513 | 31 | 4329 | 51.11 | 78.95 | 55.90 | 70.08 | 37.35 | 53.57 |
| 7. RAIGARH* | 995 | 239 | 311 | 861 | 15 | 2421 | 56.44 | 95.22 | 71.00 | 99.42 | 51.72 | 72.33 |
| STATE TOTAL : | 22998 | 17230 | 20624 | 54315 | 18161 | 292895 | 42.29 | 13.11 | 48.84 | 34.21 | 25.30 | 35.04 |

DISTRICT CENTRAL COOPERATIVE BANKS

(BANKWISE AND CONSOLIDATED)

11. MADHYA PRADESH Contd...

(AS ON 31st MARCH)

TABLE - X

COST OF MANAGEMENT, NUMBER OF EMPLOYEES, PROFIT/LOSS AND

DIVIDEND DECLARED, BRANCHES WORKING IN PROFIT/LOSS

DURING 2005-2006

(Rs. IN LAKHS)

| NAME OF THE STATES (DISTRICT CENTRAL COOPERATIVE BANKS STATE WISE TOTAL) | COST OF MANAGEMENT | | | TOTAL NO. OF EMPLOYEES | COST OF MGMT. PER EMPLOYEE | COST OF MGMT. TO WORKING CAP. (%) | BANKS IN PROFIT (+) LOSS (-) | DIVIDEND DECLARED (%) | BRANCHES WORKING AT | | AUDIT CLASSI- FICATION (A/B/C/D/. GOVT.) |
|---|--------------------|-------------------|-------|---------------------------|----------------------------------|--|------------------------------------|-------------------------------|---------------------|------------------|--|
| | SALARIES | OTHER EXPENCES | TOTAL | | | | | | PROFIT (NUMBER) | LOSS (NUMBER) | |
| 1 | 102 | 103 | 104 | 105 | 106 | 107 | 108 | 104 | 110 | 111 | 112 |
| 18. KHARGONE | 664 | 819 | 1483 | 647 | 2.29 | 3.29 | 624 | 0 | 65 | 1 | A |
| 19. MANDLA | 166 | 92 | 258 | 201 | 1.28 | 1.23 | 10 | 0 | 17 | 0 | D |
| 20. MANDSAUR | 288 | 122 | 410 | 301 | 1.36 | 1.58 | 241 | 4 | 33 | 2 | A |
| 21. MORENA | 95 | 66 | 161 | 134 | 1.20 | 1.32 | -286 | 0 | 19 | 5 | B |
| 22. NARSINGHPUR* | 178 | 53 | 231 | 164 | 1.41 | 2.04 | 215 | 0 | 16 | 2 | B |
| 23. PANNA | 84 | 56 | 140 | 163 | 0.86 | 1.72 | 121 | 0 | 8 | 3 | D |
| 24. RAISEN | 136 | 67 | 203 | 141 | 1.44 | 0.95 | 362 | 0 | 18 | 1 | D |
| 25. RAJGARH | 162 | 71 | 233 | 123 | 1.89 | 1.57 | 113 | 0 | 14 | 2 | D |
| 26. RATLAM | 178 | 68 | 246 | 236 | 1.04 | 1.60 | 75 | 2 | 21 | 2 | A |
| 27. REWA (VINDHYA) | 125 | 75 | 200 | 189 | 1.06 | 1.17 | 432 | 0 | 16 | 5 | D |
| 28. SAGAR | 122 | 46 | 168 | 199 | 0.84 | 0.79 | -374 | 0 | 23 | 1 | D |
| 29. SATNA | 136 | 64 | 200 | 200 | 1.00 | 1.33 | 11 | 0 | 14 | 0 | D |
| 30. SEHORE | 258 | 86 | 344 | 245 | 1.40 | 2.15 | 24 | 0 | 18 | 9 | A |
| 31. SEONI | 90 | 32 | 122 | 123 | 0.99 | 0.93 | 42 | 0 | 18 | 0 | D |
| 32. SHAHDOL* | 108 | 41 | 149 | 153 | 0.97 | 1.46 | -293 | 0 | 15 | 3 | D |
| 33. SHAJAPUR | 196 | 98 | 294 | 246 | 1.20 | 1.46 | 528 | 2 | 24 | 0 | A |
| 34. SHIVPURI | 128 | 32 | 160 | 143 | 1.12 | 1.79 | 337 | 0 | 15 | 0 | D |
| 35. SIDHI* | 111 | 56 | 167 | 148 | 1.13 | 1.89 | -1701 | 0 | 12 | 1 | D |
| 36. TIKAMGARH | 108 | 126 | 234 | 120 | 1.95 | 1.85 | 138 | 0 | 14 | 4 | D |
| 37. UJJAIN | 287 | 62 | 349 | 248 | 1.41 | 2.18 | 341 | 0 | 30 | 0 | B |
| 38. VIDISHA | 244 | 92 | 336 | 204 | 1.65 | 1.57 | 645 | 0 | 22 | 0 | A |
| STATE TOTAL : | 7462 | 7037 | 14499 | 8080 | 1.79 | 2.11 | (+) 10,267 (-) 10,229 | 40 | 762 | 74 | NOT COMPILED |
| 12. CHHATTISGARH | | | | | | | | | | | |
| 1. AMBIKAPUR* | 161 | 39 | 200 | 232 | 0.86 | 1.73 | 2740 | 0 | 17 | 4 | D |
| 2. BILASPUR | 349 | 353 | 702 | 240 | 2.93 | 2.01 | 821 | 0 | 37 | 2 | D |
| 3. DURG | 269 | 187 | 456 | 334 | 1.37 | 1.68 | 8 | 0 | 28 | 1 | B |
| 4. JAGDALPUR | 192 | 106 | 298 | 194 | 1.54 | 2.18 | -1434 | 0 | 13 | 11 | D |
| 5. RAIPUR | 908 | 313 | 1221 | 699 | 1.75 | 1.62 | 371 | 0 | 51 | 6 | A |
| 6. RAJANANDGAON* | 248 | 1089 | 1337 | 255 | 5.24 | 8.20 | 164 | 0 | 28 | 0 | D |
| 7. RAIGARH* | 128 | 58 | 186 | 109 | 1.71 | 1.53 | -518 | 0 | 13 | 0 | D |
| STATE TOTAL : | 2255 | 2145 | 4400 | 2063 | 2.13 | 2.30 | (+) 4,104 (-) 1,952 | 0 | 187 | 24 | NOT COMPILED |

**DISTRICT CENTRAL COOPERATIVE BANKS
(BANK WISE AND CONSOLIDATED)**

13. MAHARASHTRA

(AS ON 31st MARCH)

**TABLE - II
NUMBER OF OFFICES, MEMBERSHIP, SHARE CAPITAL
AND RESERVE FUNDS
DURING 2005-2006**

(Rs. IN LAKHS)

| NAME OF THE DISTRICT CENTRAL COOPERATIVE BANKS IN THE STATE | NUMBER OF OFFICES INCLUDING HEAD OFFICE | MEMBERSHIP (IN NUMBERS) | | | PAID UP SHARE CAPITAL | | | TOTAL SHARE CAPITAL (6 TO 8) | RESERVES AND OTHER FUNDS | | | TOTAL RESERVE FUNDS (10 TO 12) |
|--|---|-------------------------------|------------------|-------------------------------------|---------------------------|--------------------------|--------------------------|---------------------------------------|------------------------------|---|-------------------|---|
| | | COOPE- RATIVE SOCIETIES | INDIVI- DUALS | TOTAL MEMBER SHIP (3 TO 4) | FROM COOPE- RATIVES | FROM GOVERN- MENTS | FROM INDIVI- DUALS | | STATUTORY RESERVE FUND | AGRIL. CREDIT STABILISA- TION FUND | OTHER RESERVES | |
| 1 | 2 | 3 | 4 | 5 | 6 | 7 | 8 | 9 | 10 | 11 | 12 | 13 |
| 1. AHMEDNAGAR* | 290 | 5619 | 1122 | 6741 | 5652 | 0 | 1 | 5653 | 2787 | 2069 | 14534 | 19390 |
| 2. AKOLA | 106 | 1378 | 1105 | 2483 | 2585 | 22 | 1 | 2608 | 773 | 163 | 10362 | 11298 |
| 3. AMRAVATI | 88 | 1604 | 1382 | 2986 | 2233 | 0 | 1 | 2234 | 93 | 64 | 12636 | 12793 |
| 4. AURANGABAD | 138 | 1577 | 60 | 1637 | 4491 | 50 | 0 | 4541 | 252 | 191 | 12062 | 12505 |
| 5. BEED* | 68 | 2280 | 149 | 2429 | 2151 | 31 | 0 | 2182 | 129 | 41 | 8205 | 8375 |
| 6. BHANDARA | 33 | 1130 | 88 | 1218 | 1023 | 18 | 0 | 1041 | 198 | 132 | 2639 | 2969 |
| 7. BULDANA | 115 | 1342 | 1350 | 2692 | 2399 | 42 | 50 | 2491 | 321 | 92 | 20338 | 20751 |
| 8. CHANDRAPUR* | 72 | 1381 | 439 | 1820 | 1658 | 13 | 0 | 1671 | 379 | 258 | 4437 | 5074 |
| 9. DHULIA | 111 | 3736 | 1 | 3737 | 2349 | 38 | 0 | 2387 | 174 | 142 | 10792 | 11108 |
| 10. GADCHIROLI | 28 | 527 | 32 | 559 | 458 | 3 | 0 | 461 | 481 | 308 | 2790 | 3579 |
| 11. GONDIA | 25 | 803 | 15 | 818 | 823 | 12 | 0 | 835 | 224 | 145 | 1888 | 2257 |
| 12. JALANA | 65 | 1409 | 1 | 1410 | 1250 | 35 | 0 | 1285 | 62 | 59 | 8317 | 8438 |
| 13. JALGAON | 255 | 4428 | 2624 | 7052 | 6906 | 0 | 4 | 6910 | 526 | 411 | 26983 | 27920 |
| 14. KOLHAPUR | 207 | 9131 | 710 | 9841 | 7895 | 0 | 1 | 7896 | 3365 | 1135 | 6409 | 10909 |
| 15. LATUR | 104 | 1702 | 0 | 1702 | 3367 | 0 | 0 | 3367 | 1112 | 177 | 9438 | 10727 |
| 16. MUMBAI | 41 | 12027 | 1814 | 13841 | 4400 | 0 | 24 | 4424 | 3901 | 2220 | 29455 | 35576 |
| 17. NAGPUR | 90 | 2551 | 142 | 2693 | 2660 | 39 | 1 | 2700 | 627 | 465 | 22236 | 23328 |
| 18. NANDED | 116 | 2290 | 113 | 2403 | 2901 | 10 | 0 | 2911 | 120 | 118 | 39881 | 40119 |
| 19. NASIK | 213 | 6976 | 1807 | 8783 | 7152 | 37 | 24 | 7213 | 826 | 707 | 17274 | 18807 |
| 20. OSMANABAD | 101 | 2278 | 0 | 2278 | 4144 | 0 | 0 | 4144 | 1088 | 269 | 23162 | 24519 |
| 21. PARBHANI | 111 | 2491 | 1 | 2492 | 3963 | 29 | 0 | 3992 | 169 | 84 | 16611 | 16864 |
| 22. PUNE | 242 | 8879 | 2656 | 11535 | 10663 | 0 | 54 | 10717 | 4314 | 2997 | 14854 | 22165 |
| 23. RAIGAD | 50 | 958 | 668 | 1626 | 956 | 0 | 1 | 957 | 965 | 566 | 6499 | 8030 |
| 24. RATNAGIRI | 75 | 1555 | 211 | 1766 | 1848 | 0 | 60 | 1908 | 1026 | 517 | 2563 | 4106 |
| 25. SANGLI | 220 | 3770 | 363 | 4133 | 4465 | 41 | 0 | 4506 | 1355 | 1062 | 7906 | 10323 |
| 26. SATARA | 241 | 2660 | 162 | 2822 | 3441 | 0 | 1 | 3442 | 4795 | 2700 | 6301 | 13796 |
| 27. SOLAPUR | 212 | 3857 | 2724 | 6581 | 7748 | 0 | 2 | 7750 | 2380 | 1535 | 8177 | 12092 |
| 28. SINDHUDURG | 79 | 868 | 101 | 969 | 789 | 0 | 0 | 789 | 659 | 319 | 2215 | 3193 |
| 29. THANE | 78 | 4411 | 170 | 4581 | 1064 | 0 | 1 | 1065 | 3626 | 1306 | 21432 | 26364 |
| 30. YAVATMAL | 83 | 1339 | 423 | 1762 | 3451 | 38 | 0 | 3489 | 181 | 135 | 7881 | 8197 |
| 31. WARDHA | 47 | 715 | 92 | 807 | 968 | 0 | 0 | 968 | 134 | 112 | 6875 | 7121 |
| STATE TOTAL : | 3,704 | 95672 | 20525 | 116197 | 105853 | 458 | 226 | 106537 | 37042 | 20499 | 385152 | 442693 |

**DISTRICT CENTRAL COOPERATIVE BANKS
(BANKWISE AND CONSOLIDATED)
13. MAHARASHTRA
(AS ON 31st MARCH)**

**TABLE - III
DEPOSITS SOURCE-WISE AND TYPE-WISE
DURING 2005-2006**

(Rs. IN LAKHS)

| NAME OF THE DISTRICT CENTRAL COOPERATIVE BANKS IN THE STATE | INSTITUTIONAL DEPOSITS FROM | | | | TOTAL DEPOSITS (14 TO 17) OR (19 TO 23) | TYPEWISE DEPOSITS | | | | |
|--|-----------------------------|------------------|-----------------|---------------|---|-------------------|---------------|----------------|------------------|-------------------|
| | COOPER- ATIVES | INDIVI- DUALS | LOCAL BODIES | OTHERS | | CURRENT | SAVINGS | FIXED | RESERVE FUNDS | OTHER DEPOSITS |
| 1 | 14 | 15 | 16 | 17 | 18 | 19 | 20 | 21 | 22 | 23 |
| 1. AHMEDNAGAR* | 69375 | 107143 | 4773 | 0 | 181291 | 21516 | 43191 | 106707 | 9877 | 0 |
| 2. AKOLA | 8139 | 47391 | 1589 | 0 | 57119 | 14805 | 18675 | 21719 | 1920 | 0 |
| 3. AMRAVATI | 9523 | 23704 | 8485 | 0 | 41712 | 10776 | 15327 | 15609 | 0 | 0 |
| 4. AURANGABAD | 16241 | 33981 | 12564 | 0 | 62786 | 14659 | 18165 | 25514 | 4448 | 0 |
| 5. BEED* | 14170 | 19848 | 4295 | 0 | 38313 | 10617 | 7355 | 19443 | 769 | 129 |
| 6. BHANDARA | 4522 | 13982 | 6257 | 1556 | 26317 | 5938 | 10024 | 10347 | 8 | 0 |
| 7. BULDANA | 17698 | 35483 | 3063 | 1 | 56245 | 9766 | 13647 | 32832 | 0 | 0 |
| 8. CHANDRAPUR* | 5792 | 30671 | 1971 | 11373 | 49807 | 11916 | 16563 | 1887 | 2628 | 16813 |
| 9. DHULIA | 14515 | 31860 | 493 | 14898 | 61766 | 18802 | 16746 | 20717 | 2837 | 2664 |
| 10. GADCHIROLI | 1215 | 11413 | 8308 | 158 | 21094 | 8939 | 6796 | 5016 | 343 | 0 |
| 11. GONDIA | 4283 | 9128 | 2763 | 1110 | 17284 | 3717 | 6610 | 6900 | 57 | 0 |
| 12. JALANA | 6435 | 9709 | 1683 | 0 | 17827 | 6555 | 5426 | 5249 | 597 | 0 |
| 13. JALGAON | 37695 | 74329 | 18059 | 1093 | 131176 | 17623 | 39269 | 71594 | 1597 | 1093 |
| 14. KOLHAPUR | 95568 | 61937 | 12001 | 0 | 169506 | 23758 | 32183 | 91186 | 20521 | 1858 |
| 15. LATUR | 10748 | 33492 | 6414 | 0 | 50654 | 8799 | 14482 | 25513 | 1348 | 512 |
| 16. MUMBAI | 114106 | 19174 | 0 | 80929 | 214209 | 13265 | 21632 | 90751 | 31023 | 57538 |
| 17. NAGPUR | 15499 | 48362 | 12956 | 0 | 76817 | 3642 | 25588 | 36856 | 5751 | 4980 |
| 18. NANDED | 8054 | 34623 | 7599 | 0 | 50276 | 8134 | 11158 | 29282 | 1702 | 0 |
| 19. NASIK | 68421 | 69996 | 9047 | 1273 | 148737 | 17858 | 39412 | 77958 | 12236 | 1273 |
| 20. OSMANABAD | 11203 | 25545 | 3998 | 3226 | 43972 | 8973 | 11343 | 23103 | 553 | 0 |
| 21. PARBHANI | 5695 | 21597 | 3962 | 10083 | 41337 | 15948 | 9775 | 14091 | 1523 | 0 |
| 22. PUNE | 163119 | 94161 | 19488 | 0 | 276768 | 35401 | 62865 | 147478 | 31024 | 0 |
| 23. RAIGAD | 18204 | 34956 | 7735 | 0 | 60895 | 9014 | 16159 | 33252 | 2470 | 0 |
| 24. RATNAGIRI | 10548 | 28560 | 7610 | 0 | 46718 | 6308 | 16613 | 20304 | 2631 | 862 |
| 25. SANGLI | 44571 | 66588 | 10567 | 1481 | 123207 | 15003 | 31332 | 65140 | 11498 | 234 |
| 26. SATARA | 46176 | 79834 | 9330 | 0 | 135340 | 16512 | 37301 | 72009 | 9113 | 405 |
| 27. SOLAPUR | 68939 | 75847 | 6517 | 0 | 151303 | 12830 | 33241 | 99700 | 5532 | 0 |
| 28. SINDHUDURG | 6374 | 32406 | 5708 | 0 | 44488 | 7120 | 14528 | 21447 | 1393 | 0 |
| 29. THANE | 54761 | 60470 | 12168 | 0 | 127399 | 12473 | 45854 | 62500 | 6572 | 0 |
| 30. YAVATMAL | 9441 | 32058 | 353 | 12422 | 54274 | 13393 | 18213 | 21223 | 1309 | 136 |
| 31. WARDHA | 5611 | 22696 | 0 | 4522 | 32829 | 6385 | 10480 | 15588 | 15 | 361 |
| STATE TOTAL : | 966641 | 1290944 | 209756 | 144125 | 2611466 | 390445 | 669953 | 1290915 | 171295 | 88858 |

DISTRICT CENTRAL COOPERATIVE BANKS

(BANKWISE AND CONSOLIDATED) BORROWINGS FROM SCB / NABARD, GOVT. OF INDIA, COMMERCIAL BANKS,

13. MAHARASHTRA

(AS ON 31st MARCH)

TABLE - IV

CASH CREDIT & OVERDRAFTS AND OTHERS

DURING 2005-2006

(Rs. IN LAKHS)

| NAME OF THE DISTRICT CENTRAL COOPERATIVE BANKS IN THE STATE | BORROWINGS FROM SCB / NABARD | | | | | TOTAL LOANS FROM SCB/NABARD (24 TO 28) | LOANS FROM | | CASH CREDIT AND OVER- DRAFTS | TOTAL BORROW- INGS (29 TO 32) |
|--|------------------------------|----------------|------------------|----------------|-------|---|------------|--------------------------|--|--|
| | AGRICULTURAL | | NON-AGRICULTURAL | | OTHER | | GOVT. | COMMER- CIAL BANKS | | |
| | SHORT TERM | MEDIUM TERM | SHORT TERM | MEDIUM TERM | | | | | | |
| 1 | 24 | 25 | 26 | 27 | 28 | 29 | 30 | 31 | 32 | 33 |
| 1. AHMEDNAGAR* | 0 | 0 | 3958 | 339 | 0 | 4297 | 3 | 0 | 0 | 4300 |
| 2. AKOLA | 0 | 0 | 1638 | 0 | 0 | 1638 | 0 | 0 | 0 | 1638 |
| 3. AMRAVATI | 0 | 0 | 0 | 308 | 0 | 308 | 1 | 0 | 0 | 309 |
| 4. AURANGABAD | 8255 | 0 | 5272 | 1 | 2105 | 15633 | 0 | 0 | 0 | 15633 |
| 5. BEED* | 5985 | 3470 | 321 | 1 | 209 | 9986 | 0 | 0 | 0 | 9986 |
| 6. BHANDARA | 0 | 0 | 0 | 11 | 43 | 54 | 0 | 0 | 0 | 54 |
| 7. BULDANA | 5200 | 0 | 628 | 853 | 1162 | 7843 | 0 | 0 | 0 | 7843 |
| 8. CHANDRAPUR* | 0 | 0 | 1376 | 0 | 0 | 1376 | 0 | 0 | 0 | 1376 |
| 9. DHULIA | 2979 | 0 | 1463 | 0 | 1 | 4443 | 431 | 0 | 103 | 4977 |
| 10. GADCHIROLI | 0 | 0 | 49 | 0 | 0 | 49 | 0 | 0 | 0 | 49 |
| 11. GONDIA | 0 | 0 | 1219 | 2 | 0 | 1221 | 0 | 0 | 0 | 1221 |
| 12. JALANA | 5371 | 11 | 857 | 0 | 0 | 6239 | 0 | 0 | 0 | 6239 |
| 13. JALGAON | 0 | 0 | 281 | 0 | 0 | 281 | 4 | 0 | 521 | 806 |
| 14. KOLHAPUR | 0 | 0 | 3239 | 111 | 118 | 3468 | 0 | 0 | 1553 | 5021 |
| 15. LATUR | 4090 | 0 | 4754 | 0 | 0 | 8844 | 0 | 0 | 0 | 8844 |
| 16. MUMBAI | 0 | 0 | 0 | 0 | 0 | 0 | 0 | 0 | 5097 | 5097 |
| 17. NAGPUR | 0 | 0 | 233 | 32 | 1 | 266 | 0 | 0 | 0 | 266 |
| 18. NANDED | 9097 | 4129 | 3518 | 0 | 2 | 16746 | 0 | 0 | 0 | 16746 |
| 19. NASIK | 13995 | 0 | 12761 | 2874 | 346 | 29976 | 0 | 0 | 0 | 29976 |
| 20. OSMANABAD | 11675 | 7135 | 7199 | 0 | 0 | 26009 | 0 | 0 | 0 | 26009 |
| 21. PARBHANI | 11021 | 3963 | 60 | 0 | 26 | 15070 | 0 | 0 | 0 | 15070 |
| 22. PUNE | 0 | 0 | 19425 | 500 | 362 | 20287 | 0 | 0 | 0 | 20287 |
| 23. RAIGAD | 0 | 0 | 0 | 849 | 0 | 849 | 0 | 0 | 0 | 849 |
| 24. RATNAGIRI | 0 | 0 | 126 | 48 | 0 | 174 | 0 | 0 | 0 | 174 |
| 25. SANGLI | 0 | 0 | 16411 | 814 | 1312 | 18537 | 0 | 0 | 0 | 18537 |
| 26. SATARA | 0 | 805 | 894 | 38 | 5 | 1742 | 0 | 0 | 0 | 1742 |
| 27. SOLAPUR | 6583 | 0 | 28294 | 157 | 32 | 35066 | 0 | 0 | 0 | 35066 |
| 28. SINDHUDURG | 0 | 0 | 0 | 386 | 7 | 393 | 0 | 0 | 0 | 393 |
| 29. THANE | 0 | 0 | 0 | 0 | 0 | 0 | 7 | 0 | 0 | 7 |
| 30. YAVATMAL | 4492 | 0 | 1405 | 711 | 280 | 6888 | 0 | 0 | 0 | 6888 |
| 31. WARDHA | 1703 | 827 | 271 | 31 | 48 | 2880 | 0 | 0 | 0 | 2880 |
| STATE TOTAL : | 90446 | 20340 | 115652 | 8066 | 6059 | 240563 | 446 | 0 | 7274 | 248283 |

DISTRICT CENTRAL COOPERATIVE BANKS

TABLE - V

(BANKWISE AND CONSOLIDATED) WORKING CAPITAL, CASH AND BALANCES WITH BANKS, CALL DEPOSITS

13. MAHARASHTRA

AND DETAILS OF INVESTMENTS WITH VARIOUS AGENCIES

(AS ON 31st MARCH)

DURING 2005-2006

(Rs. IN LAKHS)

| NAME OF THE DISTRICT CENTRAL COOPERATIVE BANKS IN THE STATE | WORKING CAPITAL | CASH ON HAND | BALANCES WITH BANKS | CALL DEPOSITS | DETAILS OF INVESTMENTS | | | | | TOTAL INVESTMENTS (38 TO 42) |
|--|--------------------|-----------------|---------------------------|------------------|------------------------|----------------------------|------------------------------|-------------------|---------------------------|------------------------------------|
| | | | | | IN GOVT. SECURITIES | DEBEN- TURES OF LDBs | OTHER TRUSTEE SECURITY | FIXED DEPOSITS | OTHER INVEST- MENTS | |
| 1 | 34 | 35 | 36 | 37 | 38 | 39 | 40 | 41 | 42 | 43 |
| 1. AHMEDNAGAR* | 219813 | 5739 | 4213 | 0 | 7324 | 0 | 20 | 86524 | 360 | 94228 |
| 2. AKOLA | 73620 | 1723 | 689 | 0 | 500 | 0 | 1 | 24455 | 1014 | 25970 |
| 3. AMRAVATI | 60460 | 857 | 962 | 0 | 0 | 0 | 0 | 27211 | 260 | 27471 |
| 4. AURANGABAD | 110663 | 930 | 1421 | 0 | 15 | 0 | 0 | 14645 | 1073 | 15733 |
| 5. BEED* | 61449 | 428 | 1272 | 24 | 124 | 0 | 9279 | 1591 | 0 | 10994 |
| 6. BHANDARA | 33067 | 483 | 1406 | 0 | 5 | 0 | 0 | 16151 | 68 | 16224 |
| 7. BULDANA | 74335 | 1737 | 3197 | 0 | 4 | 0 | 101 | 17401 | 557 | 18063 |
| 8. CHANDRAPUR* | 59459 | 579 | 1730 | 1200 | 8537 | 0 | 0 | 16635 | 46 | 25218 |
| 9. DHULIA | 90584 | 3222 | 3515 | 0 | 76 | 0 | 0 | 15817 | 1265 | 17158 |
| 10. GADCHIROLI | 23965 | 247 | 818 | 0 | 0 | 0 | 0 | 15971 | 2007 | 17978 |
| 11. GONDIA | 25169 | 359 | 898 | 0 | 0 | 0 | 0 | 8289 | 86 | 8375 |
| 12. JALANA | 27644 | 936 | 860 | 0 | 0 | 0 | 0 | 3343 | 363 | 3706 |
| 13. JALGAON | 184471 | 5344 | 1315 | 0 | 8107 | 0 | 110 | 38882 | 1073 | 48172 |
| 14. KOLHAPUR | 206773 | 2880 | 2938 | 0 | 6558 | 0 | 502 | 42242 | 5395 | 54697 |
| 15. LATUR | 83882 | 1055 | 2329 | 0 | 53 | 0 | 0 | 12734 | 569 | 13356 |
| 16. MUMBAI | 288486 | 3312 | 3129 | 2512 | 112098 | 0 | 3135 | 51105 | 14743 | 181081 |
| 17. NAGPUR | 93706 | 2282 | 2139 | 0 | 3539 | 0 | 230 | 31045 | 145 | 34959 |
| 18. NANDED | 114971 | 183 | 1075 | 0 | 0 | 0 | 27 | 2611 | 954 | 3592 |
| 19. NASIK | 207412 | 6950 | 1266 | 0 | 9841 | 0 | 20 | 39219 | 755 | 49835 |
| 20. OSMANABAD | 98858 | 782 | 590 | 0 | 0 | 0 | 0 | 11397 | 995 | 12392 |
| 21. PARBHANI | 70039 | 1398 | 3468 | 0 | 17 | 0 | 0 | 6046 | 570 | 6633 |
| 22. PUNE | 351879 | 5508 | 6873 | 500 | 26037 | 0 | 3010 | 107599 | 127 | 136773 |
| 23. RAIGAD | 72772 | 1244 | 1483 | 0 | 16 | 0 | 235 | 13213 | 3737 | 17201 |
| 24. RATNAGIRI | 56637 | 1062 | 1022 | 0 | 5000 | 0 | 2031 | 15074 | 254 | 22359 |
| 25. SANGLI | 172040 | 2968 | 1818 | 0 | 0 | 0 | 107 | 51854 | 5602 | 57563 |
| 26. SATARA | 162157 | 4249 | 2138 | 0 | 8874 | 0 | 0 | 64420 | 22 | 73316 |
| 27. SOLAPUR | 222285 | 3026 | 5219 | 0 | 0 | 0 | 0 | 44404 | 853 | 45257 |
| 28. SINDHUDURG | 50876 | 702 | 1126 | 0 | 3500 | 0 | 0 | 16588 | 71 | 20159 |
| 29. THANE | 173910 | 1639 | 2837 | 0 | 31994 | 0 | 150 | 86332 | 3053 | 121529 |
| 30. YAVATMAL | 78756 | 969 | 3309 | 0 | 0 | 0 | 25 | 18114 | 468 | 18607 |
| 31. WARDHA | 43020 | 699 | 639 | 0 | 0 | 124 | 0 | 12522 | 139 | 12785 |
| STATE TOTAL : | 3593158 | 63492 | 65694 | 4236 | 232219 | 124 | 18983 | 913434 | 46624 | 1211384 |

**DISTRICT CENTRAL COOPERATIVE BANKS
(BANKWISE AND CONSOLIDATED)**

13. MAHARASHTRA

(AS ON 31st MARCH)

**TABLE - VI (A)
LOANS ISSUED - SHORT TERM AGRICULTURAL
AND SHORT TERM NON-AGRICULTURAL
DURING 2005-2006**

(Rs. IN LAKHS)

| NAME OF THE DISTRICT CENTRAL COOPERATIVE BANKS IN THE STATE | SHORT TERM AGRICULTURAL | | | | SHORT TERM NON-AGRICULTURAL | | | |
|--|--|--------------------------|---------------------------------------|------------------------------------|-----------------------------|---------------------------|--------|--|
| | SEASONAL AGRICULTURAL OPERATIONS | MARKETING OF CROPS | OTHERS INCLUDING SUPPLY & DIST. | TOTAL S. T. AGRI. (44 TO 46) | INDUSTRIAL PURPOSES | CONSUMP- TION LOANS | OTHERS | TOTAL S. T. NON-AGRI. (48 TO 50) |
| 1 | 44 | 45 | 46 | 47 | 48 | 49 | 50 | 51 |
| 1. AHMEDNAGAR* | 12612 | 0 | 0 | 12612 | 0 | 0 | 0 | 0 |
| 2. AKOLA | 12096 | 0 | 0 | 12096 | 0 | 0 | 8674 | 8674 |
| 3. AMRAVATI | 4947 | 0 | 0 | 4947 | 0 | 0 | 0 | 0 |
| 4. AURANGABAD | 22545 | 0 | 0 | 22545 | 14203 | 0 | 44476 | 58679 |
| 5. BEED* | 13917 | 0 | 0 | 13917 | 0 | 6596 | 450 | 7046 |
| 6. BHANDARA | 3177 | 0 | 0 | 3177 | 0 | 0 | 4837 | 4837 |
| 7. BULDANA | 7403 | 0 | 0 | 7403 | 254 | 2 | 9116 | 9372 |
| 8. CHANDRAPUR* | 6608 | 39 | 0 | 6647 | 0 | 6995 | 176 | 7171 |
| 9. DHULIA | 11430 | 0 | 0 | 11430 | 1921 | 35 | 6796 | 8752 |
| 10. GADCHIROLI | 879 | 0 | 0 | 879 | 0 | 0 | 246 | 246 |
| 11. GONDIA | 3205 | 0 | 0 | 3205 | 0 | 54 | 1150 | 1204 |
| 12. JALANA | 3485 | 0 | 0 | 3485 | 2253 | 0 | 178 | 2431 |
| 13. JALGAON | 27671 | 0 | 398 | 28069 | 489 | 0 | 17444 | 17933 |
| 14. KOLHAPUR | 26371 | 0 | 0 | 26371 | 67989 | 1484 | 114747 | 184220 |
| 15. LATUR | 10594 | 0 | 0 | 10594 | 0 | 0 | 19019 | 19019 |
| 16. MUMBAI | 0 | 0 | 0 | 0 | 0 | 0 | 446 | 446 |
| 17. NAGPUR | 11615 | 0 | 0 | 11615 | 0 | 0 | 1196 | 1196 |
| 18. NANDED | 4842 | 0 | 530 | 5372 | 459 | 2 | 7095 | 7556 |
| 19. NASIK | 57790 | 1897 | 0 | 59687 | 0 | 13 | 47495 | 47508 |
| 20. OSMANABAD | 13307 | 0 | 0 | 13307 | 8824 | 0 | 5911 | 14735 |
| 21. PARBHANI | 11383 | 0 | 0 | 11383 | 564 | 0 | 0 | 564 |
| 22. PUNE | 31873 | 193 | 19 | 32085 | 23 | 0 | 73579 | 73602 |
| 23. RAIGAD | 295 | 0 | 0 | 295 | 52 | 0 | 12216 | 12268 |
| 24. RATNAGIRI | 3041 | 0 | 120 | 3161 | 9 | 0 | 0 | 9 |
| 25. SANGLI | 18514 | 151 | 0 | 18665 | 357 | 0 | 52885 | 53242 |
| 26. SATARA | 24950 | 0 | 0 | 24950 | 0 | 0 | 6015 | 6015 |
| 27. SOLAPUR | 18351 | 0 | 0 | 18351 | 0 | 0 | 1729 | 1729 |
| 28. SINDHUDURG | 2266 | 0 | 0 | 2266 | 114 | 0 | 28494 | 28608 |
| 29. THANE | 2214 | 0 | 0 | 2214 | 0 | 0 | 26137 | 26137 |
| 30. YAVATMAL | 14129 | 0 | 66 | 14195 | 89 | 1 | 3714 | 3804 |
| 31. WARDHA | 3520 | 0 | 0 | 3520 | 26 | 278 | 4260 | 4564 |
| STATE TOTAL : | 385030 | 2280 | 1133 | 388443 | 97626 | 15460 | 498481 | 611567 |

**DISTRICT CENTRAL COOPERATIVE BANKS
(BANKWISE AND CONSOLIDATED)
13. MAHARASHTRA
(AS ON 31st MARCH)**

**TABLE - VI (B)
LOANS ISSUED - MEDIUM TERM AGRICULTURAL
AND MEDIUM TERM NON-AGRICULTURAL
DURING 2005-2006**

(Rs. IN LAKHS)

| NAME OF THE DISTRICT CENTRAL COOPERATIVE BANKS IN THE STATE | MEDIUM TERM AGRICULTURAL | | | | MEDIUM TERM NON-AGRICULTURAL | | | OTHER LOANS & ADVANCES | TOTAL LOANS & ADVANCES (47+51+55+58+59) |
|--|--------------------------|---------------------|--------|------------------------------------|------------------------------|--------|--|---------------------------|---|
| | MINOR IRRIGATION | ANIMAL HUSBANDRY | OTHERS | TOTAL M. T. AGRIC (52 TO 54) | PURCHASE OF SHARES | OTHERS | TOTAL M. T. NON-AGRI. (56 TO 57) | | |
| 1 | 52 | 53 | 54 | 55 | 56 | 57 | 58 | 59 | 60 |
| 1. AHMEDNAGAR* | 433 | 0 | 16309 | 16742 | 172 | 167 | 339 | 196 | 29889 |
| 2. AKOLA | 16 | 21 | 4366 | 4403 | 0 | 2699 | 2699 | 0 | 27872 |
| 3. AMRAVATI | 0 | 0 | 409 | 409 | 0 | 0 | 0 | 532 | 5888 |
| 4. AURANGABAD | 57 | 0 | 3188 | 3245 | 7 | 58 | 65 | 0 | 84534 |
| 5. BEED* | 0 | 0 | 0 | 0 | 0 | 0 | 0 | 0 | 20963 |
| 6. BHANDARA | 0 | 0 | 486 | 486 | 4458 | 1503 | 5961 | 25 | 14486 |
| 7. BULDANA | 44 | 16 | 4 | 64 | 0 | 8190 | 8190 | 0 | 25029 |
| 8. CHANDRAPUR* | 446 | 0 | 6194 | 6640 | 0 | 50 | 50 | 1395 | 21903 |
| 9. DHULIA | 21 | 0 | 368 | 389 | 0 | 96 | 96 | 1 | 20668 |
| 10. GADCHIROLI | 0 | 37 | 220 | 257 | 0 | 124 | 124 | 489 | 1995 |
| 11. GONDIA | 15 | 260 | 1876 | 2151 | 0 | 1052 | 1052 | 1992 | 9604 |
| 12. JALANA | 0 | 0 | 0 | 0 | 0 | 0 | 0 | 0 | 5916 |
| 13. JALGAON | 167 | 8 | 515 | 690 | 0 | 380 | 380 | 0 | 47072 |
| 14. KOLHAPUR | 861 | 1090 | 335 | 2286 | 7 | 2861 | 2868 | 399 | 216144 |
| 15. LATUR | 0 | 0 | 7488 | 7488 | 0 | 105 | 105 | 0 | 37206 |
| 16. MUMBAI | 0 | 0 | 0 | 0 | 0 | 9853 | 9853 | 47145 | 57444 |
| 17. NAGPUR | 34 | 1 | 1115 | 1150 | 0 | 206 | 206 | 0 | 14167 |
| 18. NANDED | 1 | 0 | 2375 | 2376 | 0 | 4855 | 4855 | 0 | 20159 |
| 19. NASIK | 1857 | 43 | 2631 | 4531 | 0 | 1139 | 1139 | 4021 | 116886 |
| 20. OSMANABAD | 6 | 0 | 15 | 21 | 0 | 0 | 0 | 15272 | 43335 |
| 21. PARBHANI | 1 | 0 | 89 | 90 | 0 | 27 | 27 | 0 | 12064 |
| 22. PUNE | 12114 | 2540 | 5284 | 19938 | 76 | 1834 | 1910 | 13840 | 141375 |
| 23. RAIGAD | 0 | 0 | 47 | 47 | 0 | 3643 | 3643 | 38018 | 54271 |
| 24. RATNAGIRI | 23 | 27 | 35 | 85 | 0 | 163 | 163 | 25835 | 29253 |
| 25. SANGLI | 398 | 483 | 3677 | 4558 | 91 | 12459 | 12550 | 5194 | 94209 |
| 26. SATARA | 506 | 1139 | 5650 | 7295 | 0 | 550 | 550 | 35996 | 74806 |
| 27. SOLAPUR | 1691 | 28 | 1286 | 3005 | 0 | 9637 | 9637 | 45295 | 78017 |
| 28. SINDHUDURG | 14 | 4 | 233 | 251 | 0 | 2210 | 2210 | 8044 | 41379 |
| 29. THANE | 75 | 37 | 531 | 643 | 0 | 219 | 219 | 15800 | 45013 |
| 30. YAVATMAL | 129 | 13 | 4458 | 4600 | 0 | 694 | 694 | 4905 | 28198 |
| 31. WARDHA | 0 | 915 | 0 | 915 | 0 | 337 | 337 | 1 | 9337 |
| STATE TOTAL : | 18909 | 6662 | 69184 | 94755 | 4811 | 65111 | 69922 | 264395 | 1429082 |

**DISTRICT CENTRAL COOPERATIVE BANKS
(BANKWISE AND CONSOLIDATED)**

13. MAHARASHTRA

(AS ON 31st MARCH)

**TABLE - VII (A)
LOANS OUTSTANDING - SHORT TERM AGRICULTURAL
AND SHORT TERM NON-AGRICULTURAL
DURING 2005-2006**

(Rs. IN LAKHS)

| NAME OF THE DISTRICT CENTRAL COOPERATIVE BANKS IN THE STATE | SHORT TERM AGRICULTURAL | | | | SHORT TERM NON-AGRICULTURAL | | | |
|--|--|--------------------------|---------------------------------------|------------------------------------|-----------------------------|---------------------------|--------|--|
| | SEASONAL AGRICULTURAL OPERATIONS | MARKETING OF CROPS | OTHERS INCLUDING SUPPLY & DIST. | TOTAL S. T. AGRI. (61 TO 63) | INDUSTRIAL PURPOSES | CONSUMP- TION LOANS | OTHERS | TOTAL S. T. NON-AGRI. (65 TO 67) |
| 1 | 61 | 62 | 63 | 64 | 65 | 66 | 67 | 68 |
| 1. AHMEDNAGAR* | 16977 | 134 | 0 | 17111 | 21672 | 26 | 25201 | 46899 |
| 2. AKOLA | 12321 | 0 | 0 | 12321 | 1018 | 4634 | 0 | 5652 |
| 3. AMRAVATI | 15228 | 0 | 0 | 15228 | 0 | 0 | 1567 | 1567 |
| 4. AURANGABAD | 30641 | 0 | 0 | 30641 | 10699 | 0 | 4509 | 15208 |
| 5. BEED* | 24005 | 0 | 0 | 24005 | 0 | 4143 | 5060 | 9203 |
| 6. BHANDARA | 4734 | 0 | 0 | 4734 | 0 | 683 | 643 | 1326 |
| 7. BULDANA | 12150 | 147 | 0 | 12297 | 280 | 0 | 11799 | 12079 |
| 8. CHANDRAPUR* | 5685 | 26 | 0 | 5711 | 0 | 3397 | 744 | 4141 |
| 9. DHULIA | 9930 | 0 | 0 | 9930 | 2038 | 37 | 8910 | 10985 |
| 10. GADCHIROLI | 1569 | 102 | 0 | 1671 | 0 | 0 | 289 | 289 |
| 11. GONDIA | 3860 | 0 | 0 | 3860 | 0 | 47 | 338 | 385 |
| 12. JALANA | 9062 | 0 | 0 | 9062 | 2253 | 0 | 1222 | 3475 |
| 13. JALGAON | 33734 | 0 | 30 | 33764 | 10756 | 0 | 16595 | 27351 |
| 14. KOLHAPUR | 20979 | 0 | 0 | 20979 | 44638 | 1092 | 14847 | 60577 |
| 15. LATUR | 17711 | 0 | 0 | 17711 | 0 | 0 | 18526 | 18526 |
| 16. MUMBAI | 0 | 0 | 0 | 0 | 0 | 0 | 772 | 772 |
| 17. NAGPUR | 16204 | 0 | 0 | 16204 | 168 | 0 | 9866 | 10034 |
| 18. NANDED | 26781 | 0 | 1074 | 27855 | 3539 | 13 | 6326 | 9878 |
| 19. NASIK | 62149 | 229 | 0 | 62378 | 0 | 2 | 25404 | 25406 |
| 20. OSMANABAD | 17906 | 0 | 0 | 17906 | 5073 | 0 | 6013 | 11086 |
| 21. PARBHANI | 31920 | 0 | 0 | 31920 | 7156 | 0 | 1738 | 8894 |
| 22. PUNE | 35053 | 122 | 109 | 35284 | 26 | 0 | 60645 | 60671 |
| 23. RAIGAD | 453 | 0 | 0 | 453 | 362 | 0 | 8129 | 8491 |
| 24. RATNAGIRI | 4498 | 0 | 136 | 4634 | 58 | 0 | 13 | 71 |
| 25. SANGLI | 17629 | 18 | 0 | 17647 | 931 | 0 | 20772 | 21703 |
| 26. SATARA | 18430 | 0 | 0 | 18430 | 0 | 0 | 5619 | 5619 |
| 27. SOLAPUR | 31106 | 0 | 0 | 31106 | 0 | 0 | 1019 | 1019 |
| 28. SINDHUDURG | 2182 | 0 | 0 | 2182 | 62 | 0 | 1290 | 1352 |
| 29. THANE | 2277 | 0 | 0 | 2277 | 0 | 0 | 15963 | 15963 |
| 30. YAVATMAL | 27319 | 0 | 643 | 27962 | 42 | 3 | 3343 | 3388 |
| 31. WARDHA | 11072 | 0 | 0 | 11072 | 35 | 1055 | 4176 | 5266 |
| STATE TOTAL : | 523565 | 778 | 1992 | 526335 | 110806 | 15132 | 281338 | 407276 |

**DISTRICT CENTRAL COOPERATIVE BANKS
(BANKWISEWISE AND CONSOLIDATEI
13. MAHARASHTRA
(AS ON 31st MARCH)**

**TABLE - VII (B)
LOANS OUTSTANDING - MEDIUM TERM AGRICULTURAL
AND MEDIUM TERM NON-AGRICULTURAL
DURING 2005-2006**

(Rs. IN LAKHS)

| NAME OF THE STATES (DISTRICT CENTRAL COOPERATIVE BANKS STATE WISE TOTAL) | MEDIUM TERM AGRICULTURAL | | | | MEDIUM TERM NON-AGRICULTURAL | | | OTHER LOANS OUTSTANDING | TOTAL LOANS OUTSTANDING (64+68+72+75+76) |
|---|--------------------------|---------------------|--------|------------------------------------|------------------------------|--------|--|----------------------------|--|
| | MINOR IRRIGATION | ANIMAL HUSBANDRY | OTHERS | TOTAL M. T. AGRI. (69 TO 71) | PURCHASE OF SHARES | OTHERS | TOTAL M. T. NON-AGRI. (73 TO 74) | | |
| 1 | 69 | 70 | 71 | 72 | 73 | 74 | 75 | 76 | 77 |
| 1. AHMEDNAGAR* | 2683 | 0 | 21387 | 24070 | 201 | 9432 | 9633 | 10975 | 108688 |
| 2. AKOLA | 252 | 45 | 8033 | 8330 | 6 | 9393 | 9399 | 0 | 35702 |
| 3. AMRAVATI | 950 | 0 | 6086 | 7036 | 20 | 219 | 239 | 553 | 24623 |
| 4. AURANGABAD | 0 | 0 | 29637 | 29637 | 0 | 1140 | 1140 | 0 | 76626 |
| 5. BEED* | 370 | 5005 | 0 | 5375 | 60 | 1427 | 1487 | 1733 | 41803 |
| 6. BHANDARA | 339 | 337 | 3975 | 4651 | 0 | 2753 | 2753 | 2355 | 15819 |
| 7. BULDANA | 360 | 44 | 9211 | 9615 | 0 | 6197 | 6197 | 0 | 40188 |
| 8. CHANDRAPUR* | 1244 | 20 | 7968 | 9232 | 0 | 1578 | 1578 | 2533 | 23195 |
| 9. DHULIA | 125 | 0 | 4983 | 5108 | 22 | 104 | 126 | 9379 | 35528 |
| 10. GADCHIROLI | 208 | 383 | 1041 | 1632 | 0 | 510 | 510 | 2542 | 6644 |
| 11. GONDIA | 344 | 980 | 3858 | 5182 | 0 | 1336 | 1336 | 2733 | 13496 |
| 12. JALANA | 52 | 126 | 3296 | 3474 | 152 | 522 | 674 | 557 | 17242 |
| 13. JALGAON | 2769 | 39 | 6720 | 9528 | 2 | 10934 | 10936 | 9675 | 91254 |
| 14. KOLHAPUR | 3160 | 2305 | 16948 | 22413 | 112 | 14132 | 14244 | 15117 | 133330 |
| 15. LATUR | 0 | 0 | 13963 | 13963 | 14 | 6709 | 6723 | 3231 | 60154 |
| 16. MUMBAI | 0 | 0 | 0 | 0 | 0 | 17704 | 17704 | 59540 | 78016 |
| 17. NAGPUR | 58 | 8 | 6041 | 6107 | 0 | 1396 | 1396 | 254 | 33995 |
| 18. NANDED | 1067 | 194 | 11823 | 13084 | 70 | 12407 | 12477 | 0 | 63294 |
| 19. NASIK | 6683 | 133 | 28887 | 35703 | 0 | 1111 | 1111 | 12018 | 136616 |
| 20. OSMANABAD | 1750 | 798 | 22958 | 25506 | 35 | 1179 | 1214 | 1213 | 56925 |
| 21. PARBHANI | 539 | 0 | 632 | 1171 | 65 | 867 | 932 | 3524 | 46441 |
| 22. PUNE | 21509 | 3262 | 45452 | 70223 | 103 | 3104 | 3207 | 13742 | 183127 |
| 23. RAIGAD | 0 | 0 | 312 | 312 | 0 | 6719 | 6719 | 34741 | 50716 |
| 24. RATNAGIRI | 130 | 304 | 702 | 1136 | 84 | 1710 | 1794 | 19201 | 26836 |
| 25. SANGLI | 1377 | 781 | 28168 | 30326 | 142 | 21199 | 21341 | 9356 | 100373 |
| 26. SATARA | 1280 | 2614 | 13674 | 17568 | 10 | 3315 | 3325 | 33727 | 78669 |
| 27. SOLAPUR | 5534 | 908 | 66036 | 72478 | 114 | 17569 | 17683 | 40713 | 162999 |
| 28. SINDHUDURG | 107 | 16 | 632 | 755 | 0 | 3014 | 3014 | 8569 | 15872 |
| 29. THANE | 291 | 177 | 2326 | 2794 | 0 | 2172 | 2172 | 19504 | 42710 |
| 30. YAVATMAL | 1303 | 137 | 8272 | 9712 | 45 | 2694 | 2739 | 6465 | 50266 |
| 31. WARDHA | 0 | 2369 | 0 | 2369 | 0 | 1470 | 1470 | 284 | 20461 |
| STATE TOTAL : | 54484 | 20985 | 373021 | 448490 | 1257 | 164016 | 165273 | 324234 | 1871608 |

**DISTRICT CENTRAL COOPERATIVE BANKS
(BANKWISE AND CONSOLIDATED)
13. MAHARASHTRA
(AS ON 31st MARCH)**

**TABLE - VIII
PURPOSE WISE DEMAND AND COLLECTION
DURING 2005-2006**

(Rs. IN LAKHS)

| NAME OF THE STATES (DISTRICT CENTRAL COOPERATIVE BANKS STATE WISE TOTAL) | DETAILS OF DEMAND | | | | | | DETAILS OF COLLECTION | | | | | |
|---|-------------------|-----------------------|-------------------|-----------------------|--------|---------------------|-----------------------|-----------------------|-------------------|-----------------------|--------|---------------------|
| | SHORT TERM | | MEDIUM TERM | | OTHERS | TOTAL (78 TO 82) | SHORT TERM | | MEDIUM TERM | | OTHERS | TOTAL (84 TO 88) |
| | AGRI- CULTURAL | NON-AGRI- CULTURAL | AGRI- CULTURAL | NON-AGRI- CULTURAL | | | AGRI- CULTURAL | NON-AGRI- CULTURAL | AGRI- CULTURAL | NON-AGRI- CULTURAL | | |
| 1 | 78 | 79 | 80 | 81 | 82 | 83 | 84 | 85 | 86 | 87 | 88 | 89 |
| 1. AHMEDNAGAR* | 24837 | 0 | 4350 | 3402 | 3877 | 36466 | 14130 | 0 | 1845 | 707 | 1705 | 18387 |
| 2. AKOLA | 18360 | 5721 | 2010 | 4181 | 6757 | 37029 | 10998 | 5390 | 1481 | 2492 | 5746 | 26107 |
| 3. AMRAVATI | 17499 | 476 | 4500 | 1115 | 476 | 24066 | 1975 | 95 | 252 | 74 | 5 | 2401 |
| 4. AURANGABAD | 28214 | 0 | 931 | 357 | 3889 | 33391 | 4406 | 0 | 243 | 31 | 67 | 4747 |
| 5. BEED* | 21538 | 3951 | @ | 564 | 0 | 26053 | 9028 | 493 | @ | 82 | 0 | 9603 |
| 6. BHANDARA | 5582 | 0 | 2781 | 997 | 36 | 9396 | 926 | 0 | 413 | 667 | 13 | 2019 |
| 7. BULDANA | 15097 | 6102 | 4839 | 5791 | 2736 | 34565 | 8549 | 2592 | 1134 | 2449 | 0 | 14724 |
| 8. CHANDRAPUR* | 10331 | 425 | 1807 | 77 | 1550 | 14190 | 6150 | 198 | 1389 | 17 | 947 | 8701 |
| 9. DHULIA | 11633 | 0 | 1452 | 75 | 0 | 13160 | 6054 | 0 | 181 | 46 | 9 | 6290 |
| 10. GADCHIROLI | 2135 | 162 | 830 | 210 | 0 | 3337 | 570 | 140 | 168 | 58 | 0 | 936 |
| 11. GONDIA | 4950 | 219 | 1853 | 2026 | 5 | 9053 | 1583 | 166 | 452 | 1778 | 0 | 3979 |
| 12. JALANA | 9716 | 0 | 993 | 0 | 0 | 10709 | 2894 | 0 | 147 | 0 | 0 | 3041 |
| 13. JALGAON | 36272 | 8677 | 3384 | 4072 | 1912 | 54317 | 12910 | 2906 | 858 | 277 | 1863 | 18814 |
| 14. KOLHAPUR | 22351 | 11284 | 9184 | 7502 | 809 | 51130 | 20089 | 1354 | 8134 | 4784 | 392 | 34753 |
| 15. LATUR | 5577 | 1320 | 803 | 675 | 23 | 8398 | 1721 | 48 | 233 | 0 | 9 | 2011 |
| 16. MUMBAI | 0 | 424 | 0 | 3626 | 10180 | 14230 | 0 | 74 | 0 | 2625 | 2831 | 5530 |
| 17. NAGPUR | 18806 | 11851 | 2611 | 1594 | 256 | 35118 | 2604 | 9286 | 559 | 787 | 5 | 13241 |
| 18. NANDED | 30181 | 909 | 8261 | 12358 | 0 | 51709 | 6680 | 905 | 721 | 770 | 0 | 9076 |
| 19. NASIK | 70777 | 0 | 9587 | 399 | 2362 | 83125 | 15009 | 0 | 2746 | 69 | 626 | 18450 |
| 20. OSMANABAD | 16222 | 0 | 9334 | 29 | 0 | 25585 | 9445 | 0 | 5108 | 20 | 0 | 14573 |
| 21. PARBHANI | 34336 | 5059 | 405 | 560 | 3747 | 44107 | 5235 | 2933 | 106 | 36 | 39 | 8349 |
| 22. PUNE | 34330 | 8469 | 13141 | 7539 | 2042 | 65521 | 33058 | 6961 | 9127 | 5295 | 526 | 54967 |
| 23. RAIGAD | 548 | 24406 | 237 | 4136 | 1941 | 31268 | 225 | 20797 | 9 | 1337 | 1653 | 24021 |
| 24. RATNAGIRI | 6788 | 12869 | 735 | 1349 | 1599 | 23340 | 2307 | 11495 | 249 | 356 | 88 | 14495 |
| 25. SANGLI | 20086 | 53691 | 15076 | 13765 | 9546 | 112164 | 16216 | 48317 | 12077 | 5289 | 4891 | 86790 |
| 26. SATARA | 3519 | 0 | 1061 | 138 | 0 | 4718 | 2785 | 0 | 1037 | 102 | 0 | 3924 |
| 27. SOLAPUR | 20289 | 1729 | 7024 | 10177 | 0 | 39219 | 10808 | 1436 | 4076 | 9720 | 0 | 26040 |
| 28. SINDHUDURG | 3666 | 7210 | 173 | 824 | 142 | 12015 | 2150 | 7082 | 157 | 483 | 116 | 9988 |
| 29. THANE | 3906 | 5782 | 961 | 206 | 4934 | 15789 | 1850 | 5163 | 532 | 108 | 4804 | 12457 |
| 30. YAVATMAL | 30548 | 65 | 735 | 1426 | 13010 | 45784 | 10490 | 15 | 423 | 105 | 9437 | 20470 |
| 31. WARDHA | 11194 | 6440 | 1095 | 982 | 0 | 19711 | 181 | 4727 | 97 | 549 | 0 | 5554 |
| STATE TOTAL : | 539288 | 177241 | 110153 | 90152 | 71829 | 988663 | 221026 | 132573 | 53954 | 41113 | 35772 | 484438 |

DISTRICT CENTRAL COOPERATIVE BANKS

TABLE - IX

(BANKWISE AND CONSOLIDATED) PURPOSE WISE BALANCES (OVERDUES) AND % OF OVERDUES TO DEMAND

13. MAHARASHTRA

DURING 2005-2006

(AS ON 31st MARCH)

(Rs. IN LAKHS)

(PERCENTAGE %)

| NAME OF THE STATES (DISTRICT CENTRAL COOPERATIVE BANKS STATE WISE TOTAL) | DETAILS OF BALANCES (OVERDUES) | | | | | | PERCENTAGE OF OVERDUES TO DEMAND | | | | | |
|---|--------------------------------|-----------------------|-------------------|-----------------------|--------|---------------------|----------------------------------|-----------------------|-------------------|-----------------------|--------|-------|
| | SHORT TERM | | MEDIUM TERM | | OTHERS | TOTAL (90 TO 94) | SHORT TERM | | MEDIUM TERM | | OTHERS | TOTAL |
| | AGRI- CULTURAL | NON-AGRI- CULTURAL | AGRI- CULTURAL | NON-AGRI- CULTURAL | | | AGRI- CULTURAL | NON-AGRI- CULTURAL | AGRI- CULTURAL | NON-AGRI- CULTURAL | | |
| 1 | 90 | 91 | 92 | 93 | 94 | 95 | 96 | 97 | 98 | 99 | 100 | 101 |
| 1. AHMEDNAGAR* | 10707 | 0 | 2505 | 2695 | 2172 | 18079 | 43.11 | 0.00 | 57.59 | 79.22 | 56.02 | 49.58 |
| 2. AKOLA | 7362 | 331 | 529 | 1689 | 1011 | 10922 | 40.10 | 5.79 | 26.32 | 40.40 | 14.96 | 29.50 |
| 3. AMRAVATI | 15524 | 381 | 4248 | 1041 | 471 | 21665 | 88.71 | 80.04 | 94.40 | 93.36 | 98.95 | 90.02 |
| 4. AURANGABAD | 23808 | 0 | 688 | 326 | 3822 | 28644 | 84.38 | 0.00 | 73.90 | 91.32 | 98.28 | 85.78 |
| 5. BEED* | 12510 | 3458 | 0 | 482 | 0 | 16450 | 58.08 | 87.52 | 0.00 | 85.46 | 0.00 | 63.14 |
| 6. BHANDARA | 4656 | 0 | 2368 | 330 | 23 | 7377 | 83.41 | 0.00 | 85.15 | 33.10 | 63.89 | 78.51 |
| 7. BULDANA | 6548 | 3510 | 3705 | 3342 | 2736 | 19841 | 43.37 | 57.52 | 76.57 | 57.71 | 100.00 | 57.40 |
| 8. CHANDRAPUR* | 4181 | 227 | 418 | 60 | 603 | 5489 | 40.47 | 53.41 | 23.13 | 77.92 | 38.90 | 38.68 |
| 9. DHULIA | 5579 | 0 | 1271 | 29 | -9 | 6870 | 47.96 | 0.00 | 87.53 | 38.67 | 0.00 | 52.20 |
| 10. GADCHIROLI | 1565 | 22 | 662 | 152 | 0 | 2401 | 73.30 | 13.58 | 79.76 | 72.38 | 0.00 | 71.95 |
| 11. GONDIA | 3367 | 53 | 1401 | 248 | 5 | 5074 | 68.02 | 24.20 | 75.61 | 12.24 | 100.00 | 56.05 |
| 12. JALANA | 6822 | 0 | 846 | 0 | 0 | 7668 | 70.21 | 0.00 | 85.20 | 0.00 | 0.00 | 71.60 |
| 13. JALGAON | 23362 | 5771 | 2526 | 3795 | 49 | 35503 | 64.41 | 66.51 | 74.65 | 93.20 | 2.56 | 65.36 |
| 14. KOLHAPUR | 2262 | 9930 | 1050 | 2718 | 417 | 16377 | 10.12 | 88.00 | 11.43 | 36.23 | 51.55 | 32.03 |
| 15. LATUR | 3856 | 1272 | 570 | 675 | 14 | 6387 | 69.14 | 96.36 | 70.98 | 100.00 | 60.87 | 76.05 |
| 16. MUMBAI | 0 | 350 | 0 | 1001 | 7349 | 8700 | 0.00 | 82.55 | 0.00 | 27.61 | 72.19 | 61.14 |
| 17. NAGPUR | 16202 | 2565 | 2052 | 807 | 251 | 21877 | 86.15 | 21.64 | 78.59 | 50.63 | 98.05 | 62.30 |
| 18. NANDED | 23501 | 4 | 7540 | 11588 | 0 | 42633 | 77.87 | 0.44 | 91.27 | 93.77 | 0.00 | 82.45 |
| 19. NASIK | 55768 | 0 | 6841 | 330 | 1736 | 64675 | 78.79 | 0.00 | 71.36 | 82.71 | 73.50 | 77.80 |
| 20. OSMANABAD | 6777 | 0 | 4226 | 9 | 0 | 11012 | 41.78 | 0.00 | 45.28 | 31.03 | 0.00 | 43.04 |
| 21. PARBHANI | 29101 | 2126 | 299 | 524 | 3708 | 35758 | 84.75 | 42.02 | 73.83 | 93.57 | 98.96 | 81.07 |
| 22. PUNE | 1272 | 1508 | 4014 | 2244 | 1516 | 10554 | 3.71 | 17.81 | 30.55 | 29.77 | 74.24 | 16.11 |
| 23. RAIGAD | 323 | 3609 | 228 | 2799 | 288 | 7247 | 58.94 | 14.79 | 96.20 | 67.67 | 14.84 | 23.18 |
| 24. RATNAGIRI | 4481 | 1374 | 486 | 993 | 1511 | 8845 | 66.01 | 10.68 | 66.12 | 73.61 | 94.50 | 37.90 |
| 25. SANGLI | 3870 | 5374 | 2999 | 8476 | 4655 | 25374 | 19.27 | 10.01 | 19.89 | 61.58 | 48.76 | 22.62 |
| 26. SATARA | 734 | 0 | 24 | 36 | 0 | 794 | 20.86 | 0.00 | 2.26 | 26.09 | 0.00 | 16.83 |
| 27. SOLAPUR | 9481 | 293 | 2948 | 457 | 0 | 13179 | 46.73 | 16.95 | 41.97 | 4.49 | 0.00 | 33.60 |
| 28. SINDHUDURG | 1516 | 128 | 16 | 341 | 26 | 2027 | 41.35 | 1.78 | 9.25 | 41.38 | 18.31 | 16.87 |
| 29. THANE | 2056 | 619 | 429 | 98 | 130 | 3332 | 52.64 | 10.71 | 44.64 | 47.57 | 2.63 | 21.10 |
| 30. YAVATMAL | 20058 | 50 | 312 | 1321 | 3573 | 25314 | 65.66 | 76.92 | 42.45 | 92.64 | 27.46 | 55.29 |
| 31. WARDHA | 11013 | 1713 | 998 | 433 | 0 | 14157 | 98.38 | 26.60 | 91.14 | 44.09 | 0.00 | 71.82 |
| STATE TOTAL : | 318262 | 44668 | 56199 | 49039 | 36057 | 504225 | 59.02 | 25.20 | 51.02 | 54.40 | 50.20 | 51.00 |

DISTRICT CENTRAL COOPERATIVE BANKS

TABLE - X

(BANKWISE AND CONSOLIDATED)

COST OF MANAGEMENT, NUMBER OF EMPLOYEES, PROFIT/LOSS AND

13. MAHARASHTRA

DIVIDEND DECLARED, BRANCHES WORKING IN PROFIT/LOSS

(AS ON 31st MARCH)

DURING 2005-2006

(Rs. IN LAKHS)

| NAME OF THE STATES (DISTRICT CENTRAL COOPERATIVE BANKS STATE WISE TOTAL) | COST OF MANAGEMENT | | | TOTAL NO. OF EMPLOYEES | COST OF MGMT. PER EMPLOYEE | COST OF MGMT. TO WORKING CAP. (%) | BANKS IN PROFIT (+) LOSS (-) | DIVIDEND DECLARED (%) | BRANCHES WORKING AT | | AUDIT CLASSI- FICATION (A/B/C/D/. GOVT.) |
|---|--------------------|-------------------|-------|---------------------------|----------------------------------|--|------------------------------------|-----------------------------|---------------------|------------------|--|
| | SALARIES | OTHER EXPENCES | TOTAL | | | | | | PROFIT (NUMBER) | LOSS (NUMBER) | |
| 1 | 102 | 103 | 104 | 105 | 106 | 107 | 108 | 104 | 110 | 111 | 112 |
| 1. AHMEDNAGAR* | 3313 | 609 | 3922 | 2069 | 1.90 | 1.78 | 968 | 10 | 276 | 14 | A |
| 2. AKOLA | 1573 | 388 | 1961 | 666 | 2.94 | 2.66 | -923 | 0 | 105 | 1 | C |
| 3. AMRAVATI | 876 | 229 | 1105 | 589 | 1.88 | 1.83 | 914 | 0 | 87 | 1 | D |
| 4. AURANGABAD | 1417 | 381 | 1798 | 1161 | 1.55 | 1.62 | 2405 | 0 | 106 | 31 | D |
| 5. BEED* | 528 | 183 | 711 | 481 | 1.48 | 1.16 | 921 | 0 | 63 | 5 | D |
| 6. BHANDARA | 1 | 1 | 2 | 274 | 0.01 | 0.01 | 27 | 0 | 29 | 4 | C |
| 7. BULDANA | 1125 | 644 | 1769 | 765 | 2.31 | 2.38 | -2918 | 0 | 88 | 27 | D |
| 8. CHANDRAPUR* | 1012 | 274 | 1286 | 579 | 2.22 | 2.16 | 258 | 5 | 37 | 35 | A |
| 9. DHULIA | 1353 | 278 | 1631 | 1148 | 1.42 | 1.80 | -20563 | 0 | 104 | 6 | D |
| 10. GADCHIROLI | 425 | 171 | 596 | 225 | 2.65 | 2.49 | 400 | 5 | 27 | 1 | B |
| 11. GONDIA | 319 | 171 | 490 | 169 | 2.90 | 1.95 | 227 | 7 | 20 | 5 | C |
| 12. JALANA | 482 | 105 | 587 | 430 | 1.37 | 2.12 | -8168 | 0 | 28 | 37 | D |
| 13. JALGAON | 3110 | 391 | 3501 | 1618 | 2.16 | 1.90 | 464 | 0 | 179 | 76 | D |
| 14. KOLHAPUR | 3684 | 767 | 4451 | 1907 | 2.33 | 2.15 | 22 | 10 | 123 | 84 | A |
| 15. LATUR | 978 | 334 | 1312 | 615 | 2.13 | 1.56 | 944 | 0 | 101 | 3 | B |
| 16. MUMBAI | 2116 | 1772 | 3888 | 843 | 4.61 | 1.35 | 1015 | 7 | 28 | 13 | A |
| 17. NAGPUR | 974 | 307 | 1281 | 574 | 2.23 | 1.37 | -2386 | 0 | 35 | 55 | D |
| 18. NANDED | 3359 | 319 | 3678 | 745 | 4.94 | 3.20 | -1835 | 0 | 103 | 13 | D |
| 19. NASIK | 3940 | 1109 | 5049 | 1913 | 2.64 | 2.43 | 977 | 0 | 166 | 47 | B |
| 20. OSMANABAD | 1015 | 270 | 1285 | 642 | 2.00 | 1.30 | 3017 | 0 | 91 | 10 | D |
| 21. PARBHANI | 1014 | 357 | 1371 | 801 | 1.71 | 1.96 | 1440 | 0 | 90 | 387 | D |
| 22. PUNE | 3894 | 1483 | 5377 | 1527 | 3.52 | 1.53 | 1836 | 8 | 195 | 41 | A |
| 23. RAIGAD | 826 | 596 | 1422 | 394 | 3.61 | 1.95 | 102 | 8 | 48 | 1 | A |
| 24. RATNAGIRI | 1468 | 3121 | 4589 | 618 | 7.43 | 8.10 | -1075 | 0 | 36 | 31 | B |
| 25. SANGLI | 2219 | 736 | 2955 | 1468 | 2.01 | 1.72 | -453 | 0 | 127 | 93 | B |
| 26. SATARA | 2580 | 591 | 3171 | 1259 | 2.52 | 1.96 | 750 | 10 | 237 | 4 | A |
| 27. SOLAPUR | 2883 | 601 | 3484 | 1657 | 2.10 | 1.57 | 977 | 5 | 200 | 12 | A |
| 28. SINDHUDURG | 828 | 343 | 1171 | 453 | 2.58 | 2.30 | 163 | 10 | 78 | 1 | A |
| 29. THANE | 2243 | 944 | 3187 | 951 | 3.35 | 1.83 | 804 | 15 | 58 | 21 | A |
| 30. YAVATMAL | 1425 | 351 | 1776 | 687 | 2.59 | 2.26 | 11 | 0 | 78 | 4 | B |
| 31. WARDHA | 748 | 3851 | 4599 | 376 | 12.23 | 10.69 | -1141 | 0 | 44 | 2 | D |
| STATE TOTAL : | 51728 | 21677 | 73405 | 27604 | 2.66 | 2.04 | (+) 18,642 (-) 39,462 | 100 | 2987 | 1065 | NOT COMPILED |

**DISTRICT CENTRAL COOPERATIVE BANKS
(BANK WISE AND CONSOLIDATED)**

**TABLE - II
NUMBER OF OFFICES, MEMBERSHIP, SHARE CAPITAL
AND RESERVE FUNDS
DURING 2005-2006**

**12. ORISSA
(AS ON 31st MARCH)**

(Rs. IN LAKHS)

| NAME OF THE DISTRICT CENTRAL COOPERATIVE BANKS IN THE STATE | NUMBER OF OFFICES INCLUDING HEAD OFFICE | MEMBERSHIP (IN NUMBERS) | | | PAID UP SHARE CAPITAL | | | TOTAL SHARE CAPITAL (6 TO 8) | RESERVES AND OTHER FUNDS | | | TOTAL RESERVE FUNDS (10 TO 12) |
|--|---|-------------------------------|------------------|-------------------------------------|---------------------------|--------------------------|--------------------------|---|------------------------------|---|-------------------|---|
| | | COOPE- RATIVE SOCIETIES | INDIVI- DUALS | TOTAL MEMBER SHIP (3 TO 4) | FROM COOPE- RATIVES | FROM GOVERN- MENTS | FROM INDIVI- DUALS | | STATUTORY RESERVE FUND | AGRIL. CREDIT STABILISA- TION FUND | OTHER RESERVES | |
| 1 | 2 | 3 | 4 | 5 | 6 | 7 | 8 | 9 | 10 | 11 | 12 | 13 |
| 1. ANGUL | 18 | 311 | 8180 | 8491 | 1615 | 295 | 94 | 2004 | 52 | 28 | 51 | 131 |
| 2. ASKA* | 16 | 428 | 2711 | 3139 | 663 | 211 | 22 | 896 | 23 | 5 | 100 | 128 |
| 7. BOLANGIR | 22 | 675 | 7781 | 8456 | 891 | 498 | 64 | 1453 | 38 | 28 | 46 | 112 |
| 3. BALASORE | 31 | 647 | 21880 | 22527 | 1999 | 700 | 289 | 2988 | 60 | 41 | 185 | 286 |
| 4. BANKI | 12 | 339 | 4630 | 4969 | 616 | 508 | 27 | 1151 | 10 | 11 | 16 | 37 |
| 5. BEHRAMPORE | 21 | 377 | 3289 | 3666 | 1207 | 192 | 10 | 1409 | 26 | 28 | 118 | 172 |
| 6. BHAWANIPATNA | 17 | 187 | 1048 | 1235 | 645 | 135 | 12 | 792 | 10 | 9 | 16 | 35 |
| 8. BOUDH | 11 | 196 | 2791 | 2987 | 485 | 120 | 46 | 651 | 8 | 4 | 57 | 69 |
| 9. CUTTACK* | 38 | 14087 | 1 | 14088 | 2540 | 480 | 72 | 3092 | 10 | 9 | 55 | 74 |
| 10. KEONJHAR | 14 | 170 | 7626 | 7796 | 428 | 105 | 44 | 577 | 23 | 11 | 136 | 170 |
| 11. KHURDA* | 23 | 446 | 4325 | 4771 | 618 | 202 | 90 | 910 | 9 | 7 | 70 | 86 |
| 12. KORAPUT | 18 | 211 | 6457 | 6668 | 944 | 437 | 61 | 1442 | 48 | 15 | 146 | 209 |
| 13. MAYURBHANJ | 18 | 247 | 17 | 264 | 492 | 191 | 61 | 744 | 11 | 9 | 52 | 72 |
| 14. NAYAGARH | 12 | 297 | 1776 | 2073 | 646 | 123 | 17 | 786 | 17 | 19 | 138 | 174 |
| 15. SAMBALPUR* | 35 | 591 | 4696 | 5287 | 978 | 305 | 65 | 1348 | 35 | 29 | 25 | 89 |
| 16. SUNDARGARH* | 15 | 204 | 7253 | 7457 | 722 | 316 | 32 | 1070 | 36 | 6 | 52 | 94 |
| 17. PURI | 13 | 334 | 3857 | 4191 | 596 | 235 | 17 | 848 | 10 | 7 | 304 | 321 |
| STATE TOTAL : | 334 | 19747 | 88318 | 108065 | 16085 | 5053 | 1023 | 22161 | 426 | 266 | 1567 | 2259 |
| 13. PUNJAB | | | | | | | | | | | | |
| 1. AMRITSAR | 56 | 1629 | 0 | 1629 | 342 | 20 | 0 | 362 | 92 | 52 | 1100 | 1244 |
| 2. BHATINDA* | 41 | 876 | 17583 | 18459 | 509 | 30 | 540 | 1079 | 182 | 118 | 352 | 652 |
| 3. FARIDKOT | 25 | 505 | 1 | 506 | 240 | 38 | 0 | 278 | 394 | 301 | 701 | 1396 |
| 4. FATEHGARH* | 25 | 286 | 0 | 286 | 316 | 22 | 0 | 338 | 105 | 64 | 414 | 583 |
| 5. FAZILKA | 28 | 456 | 0 | 456 | 407 | 4 | 0 | 411 | 480 | 322 | 892 | 1694 |
| 6. FEROPUR | 24 | 870 | 1 | 871 | 418 | 6 | 0 | 424 | 268 | 191 | 552 | 1011 |
| 7. GURDASPUR | 44 | 1544 | 64008 | 65552 | 324 | 61 | 0 | 385 | 323 | 199 | 2321 | 2843 |
| 8. HOSHIARPUR | 62 | 828 | 62892 | 63720 | 410 | 1 | 0 | 411 | 1190 | 796 | 2630 | 4616 |
| 9. JULLUNDER | 72 | 877 | 0 | 877 | 540 | 0 | 0 | 540 | 1801 | 1221 | 3220 | 6242 |
| 10. KAPURTHALA | 38 | 469 | 0 | 469 | 278 | 0 | 0 | 278 | 1372 | 947 | 2705 | 5024 |
| 11. LUDHIANA | 55 | 1471 | 0 | 1471 | 747 | 15 | 0 | 762 | 2401 | 1566 | 4146 | 8113 |
| 12. MANSA* | 23 | 406 | 0 | 406 | 301 | 19 | 0 | 320 | 28 | 23 | 238 | 289 |
| 13. MOGA* | 48 | 399 | 0 | 399 | 404 | 0 | 0 | 404 | 406 | 302 | 1080 | 1788 |
| 14. MUKTSAR* | 21 | 492 | 0 | 492 | 352 | 0 | 0 | 352 | 444 | 308 | 836 | 1588 |
| 15. NAWANSHHR | 48 | 499 | 41936 | 42435 | 321 | 0 | 0 | 321 | 2840 | 2078 | 5059 | 9977 |
| 16. PATIALA | 47 | 990 | 0 | 990 | 771 | 100 | 0 | 871 | 571 | 374 | 2508 | 3453 |
| 17. ROPAR | 42 | 756 | 0 | 756 | 317 | 0 | 0 | 317 | 1489 | 821 | 3379 | 5689 |
| 18. SANGRUR* | 65 | 1183 | 1 | 1184 | 863 | 3 | 0 | 866 | 240 | 164 | 1384 | 1788 |
| 19. TARN TARAN | 41 | 703 | 0 | 703 | 355 | 17 | 0 | 372 | 44 | 38 | 2546 | 2628 |
| STATE TOTAL : | 805 | 15239 | 186422 | 201661 | 8215 | 336 | 540 | 9091 | 14670 | 9885 | 36063 | 60618 |

**DISTRICT CENTRAL COOPERATIVE BANKS
(STATE WISE AND CONSOLIDATED)**

**TABLE - III
DEPOSITS SOURCE-WISE AND TYPE-WISE
DURING 2005-2006**

**12. ORISSA
(AS ON 31st MARCH)**

(Rs. IN LAKHS)

| NAME OF THE DISTRICT CENTRAL COOPERATIVE BANKS IN THE STATE | INSTITUTIONAL DEPOSITS FROM | | | | TOTAL DEPOSITS (14 TO 17) OR (19 TO 23) | TYPEWISE DEPOSITS | | | | |
|--|-----------------------------|------------------|-----------------|-------------|---|-------------------|---------------|---------------|------------------|-------------------|
| | COOPER- ATIVES | INDIVI- DUALS | LOCAL BODIES | OTHERS | | CURRENT | SAVINGS | FIXED | RESERVE FUNDS | OTHER DEPOSITS |
| 1 | 14 | 15 | 16 | 17 | 18 | 19 | 20 | 21 | 22 | 23 |
| 1. ANGUL | 8150 | 8184 | 0 | 115 | 16449 | 166 | 4689 | 11065 | 118 | 411 |
| 2. ASKA* | 1308 | 4269 | 2 | 0 | 5579 | 97 | 610 | 4712 | 71 | 89 |
| 7. BOLANGIR | 859 | 9578 | 215 | 482 | 11134 | 360 | 3469 | 6525 | 135 | 645 |
| 3. BALASORE | 10521 | 15654 | 15 | 0 | 26190 | 284 | 6268 | 18486 | 50 | 1102 |
| 4. BANKI | 1048 | 3198 | 0 | 0 | 4246 | 12 | 664 | 3498 | 72 | 0 |
| 5. BEHRAMPORE | 3002 | 10990 | 0 | 0 | 13992 | 81 | 2405 | 10427 | 278 | 801 |
| 6. BHAWANIPATNA | 525 | 2972 | 176 | 58 | 3731 | 57 | 1450 | 2129 | 28 | 67 |
| 8. BOUDH | 799 | 2612 | 0 | 0 | 3411 | 14 | 1446 | 1906 | 11 | 34 |
| 9. CUTTACK* | 25385 | @ | @ | @ | 25385 | 113 | 4360 | 19183 | 138 | 1591 |
| 10. KEONJHAR | 1581 | 7919 | 0 | 196 | 9696 | 590 | 2728 | 6111 | 75 | 192 |
| 11. KHURDA* | 2183 | 3767 | 0 | 0 | 5950 | 66 | 1231 | 4359 | 133 | 161 |
| 12. KORAPUT | 5736 | 6377 | 403 | 0 | 12516 | 810 | 4228 | 7321 | 33 | 124 |
| 13. MAYURBHANJ | 1279 | 6048 | 0 | 64 | 7391 | 81 | 1510 | 4996 | 75 | 729 |
| 14. NAYAGARH | 319 | 3907 | 0 | 0 | 4226 | 133 | 1020 | 2788 | 45 | 240 |
| 15. SAMBALPUR* | 5992 | 15698 | 0 | 0 | 21690 | 391 | 4333 | 16938 | 28 | 0 |
| 16. SUNDARGARH* | 3336 | 6673 | 0 | 304 | 10313 | 203 | 2199 | 7426 | 180 | 305 |
| 17. PURI | 576 | 2211 | 4 | 0 | 2791 | 28 | 697 | 509 | 26 | 1531 |
| STATE TOTAL : | 72599 | 110057 | 815 | 1219 | 184690 | 3486 | 43307 | 128379 | 1496 | 8022 |
| 13. PUNJAB | | | | | | | | | | |
| 1. AMRITSAR | 730 | 25519 | 1176 | 0 | 27425 | 650 | 17502 | 9273 | 0 | 0 |
| 2. BHATINDA* | 892 | 13416 | 0 | 1529 | 15837 | 706 | 5941 | 9041 | 0 | 149 |
| 3. FARIDKOT | 279 | 7606 | 563 | 0 | 8448 | 228 | 4413 | 3799 | 8 | 0 |
| 4. FATEHGARH* | 1283 | 6865 | 452 | 0 | 8600 | 214 | 3662 | 4724 | 0 | 0 |
| 5. FAZILKA | 823 | 8875 | 1574 | 0 | 11272 | 967 | 4981 | 5324 | 0 | 0 |
| 6. FEROPUR | 469 | 4683 | 872 | 0 | 6024 | 404 | 3652 | 1968 | 0 | 0 |
| 7. GURDASPUR | 866 | 19649 | 2244 | 0 | 22759 | 987 | 14067 | 7688 | 17 | 0 |
| 8. HOSHIARPUR | 7477 | 38516 | 2336 | 0 | 48329 | 1014 | 27950 | 19365 | 0 | 0 |
| 9. JULLUNDER | 11846 | 47852 | 1815 | 0 | 61513 | 11846 | 47852 | 1815 | 0 | 0 |
| 10. KAPURTHALA | 6911 | 32062 | 764 | 0 | 39737 | 1887 | 22661 | 15187 | 0 | 2 |
| 11. LUDHIANA | 11686 | 25565 | 498 | 0 | 37749 | 790 | 23109 | 13850 | 0 | 0 |
| 12. MANSA* | 353 | 5232 | 425 | 0 | 6010 | 460 | 2347 | 3203 | 0 | 0 |
| 13. MOGA* | 919 | 12982 | 154 | 0 | 14055 | 391 | 8475 | 5189 | 0 | 0 |
| 14. MUKTSAR* | 400 | 4330 | 595 | 0 | 5325 | 365 | 2323 | 2637 | 0 | 0 |
| 15. NAWANSHHR | 10874 | 32400 | 902 | 0 | 44176 | 1577 | 21935 | 20664 | 0 | 0 |
| 16. PATIALA | 1669 | 21391 | 0 | 2348 | 25408 | 576 | 12479 | 12353 | 0 | 0 |
| 17. ROPAR | 3917 | 23533 | 3298 | 0 | 30748 | 718 | 17939 | 12091 | 0 | 0 |
| 18. SANGRUR* | 963 | 20933 | 1282 | 0 | 23178 | 512 | 12465 | 10201 | 0 | 0 |
| 19. TARN TARAN | 283 | 11013 | 1212 | 0 | 12508 | 265 | 8020 | 4223 | 0 | 0 |
| STATE TOTAL : | 62640 | 362422 | 20162 | 3877 | 449101 | 24557 | 261773 | 162595 | 25 | 151 |

DISTRICT CENTRAL COOPERATIVE BANKS

TABLE - IV

**(BANKWISE AND CONSOLIDATED) BORROWINGS FROM SCB / NABARD, GOVT. OF INDIA, COMMERCIAL BANKS,
12. ORISSA**

CASH CREDIT & OVERDRAFTS AND OTHERS

(AS ON 31st MARCH)

DURING 2005-2006

(Rs. IN LAKHS)

| NAME OF THE DISTRICT CENTRAL COOPERATIVE BANKS IN THE STATE | BORROWINGS FROM SCB / NABARD | | | | | TOTAL LOANS FROM SCB/NABARD (24 TO 28) | LOANS FROM | | CASH CREDIT AND OVER- DRAFTS | TOTAL BORROW- INGS (29 TO 32) |
|--|------------------------------|----------------|------------------|----------------|-------|---|------------|--------------------------|--|--|
| | AGRICULTURAL | | NON-AGRICULTURAL | | OTHER | | GOVT. | COMMER- CIAL BANKS | | |
| | SHORT TERM | MEDIUM TERM | SHORT TERM | MEDIUM TERM | | | | | | |
| 1 | 24 | 25 | 26 | 27 | 28 | 29 | 30 | 31 | 32 | 33 |
| 1. ANGUL | 7000 | 83 | 3026 | 707 | 11 | 10827 | 0 | 0 | 0 | 10827 |
| 2. ASKA* | 2644 | 999 | 1126 | 26 | 6 | 4801 | 3 | 0 | 6 | 4810 |
| 7. BOLANGIR | 5945 | 1983 | 3773 | 600 | 300 | 12601 | 3 | 0 | 0 | 12604 |
| 3. BALASORE | 14180 | 1473 | 0 | 0 | 0 | 15653 | 16 | 0 | 0 | 15669 |
| 4. BANKI | 3171 | 625 | 937 | 1 | 100 | 4834 | 4 | 0 | 0 | 4838 |
| 5. BEHRAMPORE | 4618 | 0 | 2137 | 187 | 0 | 6942 | 1 | 0 | 0 | 6943 |
| 6. BHAWANIPATNA | 1933 | 107 | 1349 | 72 | 6 | 3467 | 113 | 0 | 0 | 3580 |
| 8. BOUDH | 2110 | 0 | 1262 | 101 | 6 | 3479 | 7 | 0 | 0 | 3486 |
| 9. CUTTACK* | 8660 | 0 | 4248 | 445 | 841 | 14194 | 12 | 0 | 0 | 14206 |
| 10. KEONJHAR | 1700 | 258 | 731 | 19 | 208 | 2916 | 0 | 0 | 0 | 2916 |
| 11. KHURDA* | 2650 | 280 | 890 | 199 | 11 | 4030 | 0 | 0 | 0 | 4030 |
| 12. KORAPUT | 5150 | 0 | 1339 | 623 | 675 | 7787 | 2 | 0 | 0 | 7789 |
| 13. MAYURBHANJ | 2175 | 212 | 67 | 0 | 2 | 2456 | 0 | 0 | 0 | 2456 |
| 14. NAYAGARH | 2789 | 124 | 1369 | 139 | 0 | 4421 | 4 | 0 | 1 | 4426 |
| 15. SAMBALPUR* | 5245 | 2034 | 2064 | 19 | 10 | 9372 | 17 | 0 | 0 | 9389 |
| 16. SUNDARGARH* | 3560 | 78 | 723 | 79 | 3 | 4443 | 1 | 0 | 0 | 4444 |
| 17. PURI | 3100 | 414 | 3348 | 10 | 188 | 7060 | 95 | 0 | 0 | 7155 |
| STATE TOTAL : | 76630 | 8670 | 28389 | 3227 | 2367 | 119283 | 278 | 0 | 7 | 119568 |
| 13. PUNJAB | | | | | | | | | | |
| 1. AMRITSAR | 3250 | 0 | 0 | 2701 | 2591 | 8542 | 0 | 0 | 0 | 8542 |
| 2. BHATINDA* | 7606 | 0 | 299 | 0 | 911 | 8816 | 0 | 0 | 126 | 8942 |
| 3. FARIDKOT | 5045 | 1069 | 0 | 0 | 2423 | 8537 | 0 | 0 | 0 | 8537 |
| 4. FATEHGARH* | 4119 | 2822 | 878 | 388 | 0 | 8207 | 0 | 0 | 0 | 8207 |
| 5. FAZILKA | 7095 | 0 | 737 | 860 | 0 | 8692 | 0 | 0 | 1189 | 9881 |
| 6. FEROZEPUR | 8240 | 1755 | 1476 | 1120 | 12 | 12603 | 0 | 0 | 0 | 12603 |
| 7. GURDASPUR | 4680 | 0 | 92 | 2812 | 6423 | 14007 | 0 | 0 | 0 | 14007 |
| 8. HOSHIARPUR | 0 | 0 | 247 | 188 | 3 | 438 | 0 | 0 | 0 | 438 |
| 9. JULLUNDER | 0 | 0 | 0 | 1060 | 0 | 1060 | 6 | 0 | 471 | 1537 |
| 10. KAPURTHALA | 0 | 0 | 0 | 143 | 0 | 143 | 0 | 4264 | 0 | 4407 |
| 11. LUDHIANA | 3802 | 0 | 566 | 744 | 3 | 5115 | 0 | 0 | 0 | 5115 |
| 12. MANSALA* | 5894 | 0 | 282 | 0 | 611 | 6787 | 0 | 0 | 0 | 6787 |
| 13. MOGA* | 7304 | 0 | 655 | 204 | 0 | 8163 | 0 | 0 | 0 | 8163 |
| 14. MUKTSAR* | 6706 | 0 | 712 | 121 | 2589 | 10128 | 0 | 0 | 0 | 10128 |
| 15. NAWANSHAHR | 0 | 0 | 0 | 227 | 900 | 1127 | 0 | 0 | 0 | 1127 |
| 16. PATIALA | 15630 | 2103 | 7886 | 2562 | 0 | 28181 | 0 | 0 | 0 | 28181 |
| 17. ROPAR | 1500 | 0 | 1607 | 53 | 0 | 3160 | 3 | 0 | 600 | 3763 |
| 18. SANGRUR* | 15144 | 0 | 8880 | 883 | 0 | 24907 | 0 | 0 | 0 | 24907 |
| 19. TARN TARAN | 4900 | 0 | 0 | 0 | 8227 | 13127 | 0 | 0 | 0 | 13127 |
| STATE TOTAL : | 100915 | 7749 | 24317 | 14066 | 24693 | 171740 | 9 | 4264 | 2386 | 178399 |

DISTRICT CENTRAL COOPERATIVE BANKS

TABLE - V

(BANKWISE AND CONSOLIDATED) WORKING CAPITAL, CASH AND BALANCES WITH BANKS, CALL DEPOSITS

12. ORISSA

AND DETAILS OF INVESTMENTS WITH VARIOUS AGENCIES

(AS ON 31st MARCH)

DURING 2005-2006

(Rs. IN LAKHS)

| NAME OF THE DISTRICT CENTRAL COOPERATIVE BANKS IN THE STATE | WORKING CAPITAL | CASH ON HAND | BALANCES WITH BANKS | CALL DEPOSITS | DETAILS OF INVESTMENTS | | | | | TOTAL INVESTMENTS (38 TO 42) |
|---|-----------------|--------------|---------------------|---------------|------------------------|--------------------|------------------------|----------------|-------------------|------------------------------|
| | | | | | IN GOVT. SECURITIES | DEBENTURES OF LDBs | OTHER TRUSTEE SECURITY | FIXED DEPOSITS | OTHER INVESTMENTS | |
| 1 | 34 | 35 | 36 | 37 | 38 | 39 | 40 | 41 | 42 | 43 |
| 1. ANGUL | 32138 | 245 | 421 | 0 | 0 | 0 | 0 | 6175 | 312 | 6487 |
| 2. ASKA* | 11839 | 556 | 117 | 0 | 0 | 0 | 34 | 1248 | 177 | 1459 |
| 7. BOLANGIR | 28762 | 301 | 342 | 0 | 0 | 0 | 5 | 430 | 2802 | 3237 |
| 3. BALASORE | 57034 | 1504 | 1637 | 0 | 160 | 0 | 72 | 10800 | 631 | 11663 |
| 4. BANKI | 11532 | 53 | 144 | 0 | 0 | 0 | 5 | 1198 | 152 | 1355 |
| 5. BEHRAMPORE | 34561 | 390 | 282 | 0 | 0 | 0 | 641 | 6338 | 605 | 7584 |
| 6. BHAWANIPATNA | 8417 | 125 | 73 | 0 | 0 | 0 | 0 | 937 | 125 | 1062 |
| 8. BOUDH | 7667 | 290 | 181 | 0 | 0 | 0 | 0 | 898 | 112 | 1010 |
| 9. CUTTACK* | 47950 | 2222 | 411 | 0 | 0 | 0 | 0 | 6381 | 517 | 6898 |
| 10. KEONJHAR | 14797 | 546 | 218 | 0 | 1 | 0 | 161 | 5823 | 101 | 6086 |
| 11. KHURDA* | 12293 | 262 | 326 | 0 | 0 | 0 | 35 | 1919 | 154 | 2108 |
| 12. KORAPUT | 25506 | 505 | 523 | 0 | 10 | 0 | 7099 | 305 | 0 | 7414 |
| 13. MAYURBHANJ | 12114 | 159 | 232 | 0 | 60 | 0 | 0 | 2440 | 90 | 2590 |
| 14. NAYAGARH | 10225 | 216 | 108 | 0 | 40 | 0 | 0 | 1251 | 140 | 1431 |
| 15. SAMBALPUR* | 40627 | 397 | 755 | 0 | 15 | 0 | 5316 | 363 | 0 | 5694 |
| 16. SUNDARGARH* | 18725 | 464 | 620 | 0 | 0 | 0 | 1 | 2761 | 136 | 2898 |
| 17. PURI | 12601 | 217 | 38 | 0 | 0 | 0 | 0 | 785 | 208 | 993 |
| STATE TOTAL : | 386788 | 8452 | 6428 | 0 | 286 | 0 | 13369 | 50052 | 6262 | 69969 |
| 13. PUNJAB | | | | | | | | | | |
| 1. AMRITSAR | 40413 | 1059 | 1363 | 0 | 100 | 0 | 0 | 6948 | 148 | 7196 |
| 2. BHATINDA* | 27390 | 451 | 1705 | 0 | 0 | 0 | 50 | 2094 | 1806 | 3950 |
| 3. FARIDKOT | 19303 | 191 | 629 | 165 | 303 | 50 | 0 | 1546 | 169 | 2068 |
| 4. FATEHGARH* | 18514 | 83 | 704 | 0 | 994 | 0 | 200 | 995 | 142 | 2331 |
| 5. FAZILKA | 24354 | 266 | 872 | 0 | 1116 | 0 | 100 | 1532 | 223 | 2971 |
| 6. FEROPUR | 21365 | 276 | 486 | 150 | 0 | 0 | 0 | 1534 | 308 | 1842 |
| 7. GURDASPUR | 43287 | 968 | 1406 | 0 | 1524 | 0 | 2 | 3768 | 217 | 5511 |
| 8. HOSHIARPUR | 55717 | 1189 | 1448 | 7680 | 3776 | 0 | 340 | 8712 | 77 | 12905 |
| 9. JULLUNDER | 71875 | 935 | 1794 | 21725 | 3997 | 0 | 675 | 13037 | 133 | 17842 |
| 10. KAPURTHALA | 50771 | 513 | 1238 | 11802 | 4996 | 0 | 300 | 5950 | 42 | 11288 |
| 11. LUDHIANA | 53930 | 1003 | 7590 | 6684 | 3082 | 0 | 102 | 676 | 0 | 3860 |
| 12. MANSA* | 12338 | 231 | 441 | 0 | 568 | 0 | 0 | 816 | 179 | 1563 |
| 13. MOGA* | 25116 | 328 | 558 | 0 | 528 | 0 | 0 | 3493 | 183 | 4204 |
| 14. MUKTSAR* | 18707 | 90 | 513 | 0 | 1042 | 0 | 0 | 682 | 204 | 1928 |
| 15. NAWANSHAHR | 57883 | 744 | 1417 | 14600 | 7874 | 0 | 0 | 12851 | 115 | 20840 |
| 16. PATIALA | 59811 | 640 | 1108 | 0 | 2957 | 3 | 0 | 3113 | 329 | 6402 |
| 17. ROPAR | 41334 | 539 | 1376 | 0 | 2695 | 0 | 200 | 10218 | 92 | 13205 |
| 18. SANGRUR* | 53179 | 439 | 1396 | 0 | 3900 | 0 | 50 | 2527 | 370 | 6847 |
| 19. TARN TARAN | 30295 | 543 | 1195 | 0 | 0 | 0 | 0 | 3122 | 198 | 3320 |
| STATE TOTAL : | 725582 | 10488 | 27239 | 62806 | 39452 | 53 | 2019 | 83614 | 4935 | 130073 |

**DISTRICT CENTRAL COOPERATIVE BANKS
(BANKWISE AND CONSOLIDATED)**

12. ORISSA

(AS ON 31st MARCH)

**TABLE - VI (A)
LOANS ISSUED - SHORT TERM AGRICULTURAL
AND SHORT TERM NON-AGRICULTURAL
DURING 2005-2006**

(Rs. IN LAKHS)

| NAME OF THE DISTRICT CENTRAL COOPERATIVE BANKS IN THE STATE | SHORT TERM AGRICULTURAL | | | | SHORT TERM NON-AGRICULTURAL | | | |
|--|--|--------------------------|---------------------------------------|------------------------------------|-----------------------------|---------------------------|---------------|--|
| | SEASONAL AGRICULTURAL OPERATIONS | MARKETING OF CROPS | OTHERS INCLUDING SUPPLY & DIST. | TOTAL S. T. AGRI. (44 TO 46) | INDUSTRIAL PURPOSES | CONSUMP- TION LOANS | OTHERS | TOTAL S. T. NON-AGRI. (48 TO 50) |
| 1 | 44 | 45 | 46 | 47 | 48 | 49 | 50 | 51 |
| 1. ANGUL | 19041 | 0 | 0 | 19041 | 0 | 0 | 0 | 0 |
| 2. ASKA* | 4254 | 0 | 0 | 4254 | 0 | 4 | 1431 | 1435 |
| 7. BOLANGIR | 6116 | 0 | 377 | 6493 | 3245 | 718 | 372 | 4335 |
| 3. BALASORE | 22735 | 0 | 2094 | 24829 | 0 | 0 | 176 | 176 |
| 4. BANKI | 5148 | 0 | 2 | 5150 | 0 | 25 | 572 | 597 |
| 5. BEHRAMPORE | 7632 | 0 | 172 | 7804 | 24 | 131 | 0 | 155 |
| 6. BHAWANIPATNA | 2490 | 8 | 397 | 2895 | 17 | 0 | 157 | 174 |
| 8. BOUDH | 2827 | 16 | 118 | 2961 | 27 | 36 | 638 | 701 |
| 9. CUTTACK* | 8958 | 0 | 37 | 8995 | 0 | 0 | 0 | 0 |
| 10. KEONJHAR | 4598 | 0 | 0 | 4598 | 0 | 122 | 564 | 686 |
| 11. KHURDA* | 3919 | 0 | 3 | 3922 | 61 | 804 | 0 | 865 |
| 12. KORAPUT | 8029 | 0 | 491 | 8520 | 0 | 91 | 3 | 94 |
| 13. MAYURBHANJ | 4398 | 0 | 0 | 4398 | 0 | 0 | 35 | 35 |
| 14. NAYAGARH | 4087 | 0 | 0 | 4087 | 1 | 44 | 680 | 725 |
| 15. SAMBALPUR* | 8068 | 0 | 0 | 8068 | 337 | 0 | 4564 | 4901 |
| 16. SUNDARGARH* | 6226 | 0 | 1054 | 7280 | 13 | 0 | 2676 | 2689 |
| 17. PURI | 4016 | 0 | 8 | 4024 | 0 | 0 | 0 | 0 |
| STATE TOTAL : | 483322 | 144 | 36727 | 520193 | 4884 | 25443 | 103328 | 133655 |
| 13. PUNJAB | | | | | | | | |
| 1. AMRITSAR | 21031 | 0 | 0 | 21031 | 182 | 28 | 6651 | 6861 |
| 2. BHATINDA* | 16244 | 0 | 0 | 16244 | 0 | 0 | 164 | 164 |
| 3. FARIDKOT | 12137 | 0 | 42 | 12179 | 0 | 3626 | 2442 | 6068 |
| 4. FATEHGARH* | 12568 | 4 | 87 | 12659 | 182 | 343 | 17 | 542 |
| 5. FAZILKA | 19245 | 0 | 0 | 19245 | 0 | 387 | 0 | 387 |
| 6. FEROREPUR | 18915 | 0 | 0 | 18915 | 0 | 0 | 2534 | 2534 |
| 7. GURDASPUR | 12991 | 0 | 7865 | 20856 | 26 | 0 | 8859 | 8885 |
| 8. HOSHIARPUR | 22149 | 10 | 52 | 22211 | 9 | 4051 | 6674 | 10734 |
| 9. JULLUNDER | 19103 | 0 | 0 | 19103 | 14 | 3884 | 20765 | 24663 |
| 10. KAPURTHALA | 11556 | 0 | 7244 | 18800 | 39 | 1120 | 1674 | 2833 |
| 11. LUDHIANA | 40812 | 0 | 378 | 41190 | 92 | 2800 | 871 | 3763 |
| 12. MANSA* | 9850 | 0 | 0 | 9850 | 0 | 14 | 0 | 14 |
| 13. MOGA* | 20401 | 0 | 0 | 20401 | 0 | 0 | 7160 | 7160 |
| 14. MUKTSAR* | 9592 | 0 | 0 | 9592 | 0 | 0 | 0 | 0 |
| 15. NAWANSHHR | 10532 | 106 | 414 | 11052 | 65 | 2885 | 5102 | 8052 |
| 16. PATIALA | 32976 | 0 | 1005 | 33981 | 28 | 2614 | 12916 | 15558 |
| 17. ROPAR | 15272 | 0 | 8445 | 23717 | 522 | 1716 | 6973 | 9211 |
| 18. SANGRUR* | 38677 | 0 | 6442 | 45119 | 0 | 0 | 955 | 955 |
| 19. TARN TARAN | 16729 | 0 | 0 | 16729 | 0 | 0 | 7703 | 7703 |
| STATE TOTAL : | 483322 | 144 | 36727 | 520193 | 4884 | 25443 | 103328 | 133655 |

**DISTRICT CENTRAL COOPERATIVE BANKS
(BANKWISE AND CONSOLIDATED)**

12. ORISSA

(AS ON 31st MARCH)

**TABLE - VI (B)
LOANS ISSUED - MEDIUM TERM AGRICULTURAL
AND MEDIUM TERM NON-AGRICULTURAL
DURING 2005-2006**

(Rs. IN LAKHS)

| NAME OF THE DISTRICT CENTRAL COOPERATIVE BANKS IN THE STATE | MEDIUM TERM AGRICULTURAL | | | | MEDIUM TERM NON-AGRICULTURAL | | | OTHER LOANS & ADVANCES | TOTAL LOANS & ADVANCES (47+51+55+58+59) |
|--|--------------------------|---------------------|--------|-----------------------------------|------------------------------|--------|--|---------------------------|---|
| | MINOR IRRIGATION | ANIMAL HUSBANDRY | OTHERS | TOTAL M. T. AGRI (52 TO 54) | PURCHASE OF SHARES | OTHERS | TOTAL M. T. NON-AGRI. (56 TO 57) | | |
| 1 | 52 | 53 | 54 | 55 | 56 | 57 | 58 | 59 | 60 |
| 1. ANGUL | 95 | 220 | 0 | 315 | 0 | 1117 | 1117 | 267 | 20740 |
| 2. ASKA* | 4 | 1 | 1234 | 1239 | 0 | 152 | 152 | 87 | 7167 |
| 7. BOLANGIR | 213 | 0 | 1121 | 1334 | 0 | 216 | 216 | 538 | 12916 |
| 3. BALASORE | 105 | 35 | 782 | 922 | 0 | 2360 | 2360 | 5360 | 33647 |
| 4. BANKI | 8 | 0 | 12 | 20 | 0 | 2 | 2 | 26 | 5795 |
| 5. BEHRAMPORE | 48 | 0 | 916 | 964 | 0 | 250 | 250 | 1259 | 10432 |
| 6. BHAWANIPATNA | 54 | 0 | 28 | 82 | 40 | 22 | 62 | 242 | 3455 |
| 8. BOUDH | 6 | 1 | 89 | 96 | 0 | 100 | 100 | 21 | 3879 |
| 9. CUTTACK* | 2720 | 0 | 190 | 2910 | 0 | 745 | 745 | 2530 | 15180 |
| 10. KEONJHAR | 48 | 0 | 315 | 363 | 0 | 257 | 257 | 6 | 5910 |
| 11. KHURDA* | 8 | 4 | 1082 | 1094 | 0 | 213 | 213 | 7 | 6101 |
| 12. KORAPUT | 0 | 0 | 1415 | 1415 | 0 | 146 | 146 | 1600 | 11775 |
| 13. MAYURBHANJ | 0 | 0 | 257 | 257 | 0 | 9 | 9 | 1484 | 6183 |
| 14. NAYAGARH | 27 | 573 | 0 | 600 | 0 | 148 | 148 | 0 | 5560 |
| 15. SAMBALPUR* | 314 | 0 | 17 | 331 | 0 | 132 | 132 | 2637 | 16069 |
| 16. SUNDARGARH* | 1320 | 50 | 213 | 1583 | 32 | 33 | 65 | 809 | 12426 |
| 17. PURI | 0 | 0 | 73 | 73 | 0 | 12 | 12 | 211 | 4320 |
| STATE TOTAL : | 4970 | 884 | 7744 | 13598 | 72 | 5914 | 5986 | 17084 | 181555 |
| 13. PUNJAB | | | | | | | | | |
| 1. AMRITSAR | 0 | 0 | 108 | 108 | 0 | 1928 | 1928 | 1150 | 31078 |
| 2. BHATINDA* | 50 | 98 | 48 | 196 | 0 | 0 | 0 | 6690 | 23294 |
| 3. FARIDKOT | 48 | 0 | 0 | 48 | 47 | 949 | 996 | 191 | 19482 |
| 4. FATEHGARH* | 0 | 0 | 501 | 501 | 0 | 826 | 826 | 4628 | 19156 |
| 5. FAZILKA | 260 | 0 | 0 | 260 | 0 | 1993 | 1993 | 4010 | 25895 |
| 6. FEROPUR | 371 | 0 | 0 | 371 | 0 | 763 | 763 | 189 | 22772 |
| 7. GURDASPUR | 0 | 21 | 337 | 358 | 0 | 1817 | 1817 | 0 | 31916 |
| 8. HOSHIARPUR | 21 | 3 | 334 | 358 | 0 | 3316 | 3316 | 1170 | 37789 |
| 9. JULLUNDER | 0 | 137 | 0 | 137 | 5052 | 0 | 5052 | 4500 | 53455 |
| 10. KAPURTHALA | 0 | 1161 | 8 | 1169 | 0 | 2910 | 2910 | 1600 | 27312 |
| 11. LUDHIANA | 0 | 843 | 432 | 1275 | 0 | 2359 | 2359 | 5630 | 54217 |
| 12. MANSA* | 0 | 0 | 198 | 198 | 0 | 0 | 0 | 3459 | 13521 |
| 13. MOGA* | 0 | 0 | 804 | 804 | 0 | 1662 | 1662 | 971 | 30998 |
| 14. MUKTSAR* | 0 | 0 | 906 | 906 | 0 | 302 | 302 | 3280 | 14080 |
| 15. NAWANSHHR | 0 | 238 | 0 | 238 | 2 | 2460 | 2462 | 16369 | 38173 |
| 16. PATIALA | 0 | 133 | 2841 | 2974 | 0 | 2411 | 2411 | 756 | 55680 |
| 17. ROPAR | 292 | 421 | 0 | 713 | 0 | 2826 | 2826 | 0 | 36467 |
| 18. SANGRUR* | 0 | 0 | 180 | 180 | 0 | 2036 | 2036 | 1962 | 50252 |
| 19. TARN TARAN | 0 | 0 | 0 | 0 | 0 | 1220 | 1220 | 253 | 25905 |
| STATE TOTAL : | 1042 | 3055 | 6697 | 10794 | 5101 | 29778 | 34879 | 56808 | 611442 |

**DISTRICT CENTRAL COOPERATIVE BANKS
(BANKWISE AND CONSOLIDATED)**

**12. ORISSA
(AS ON 31st MARCH)**

**TABLE - VII (A)
LOANS OUTSTANDING - SHORT TERM AGRICULTURAL
AND SHORT TERM NON-AGRICULTURAL
DURING 2005-2006**

(Rs. IN LAKHS)

| NAME OF THE DISTRICT CENTRAL COOPERATIVE BANKS IN THE STATE | SHORT TERM AGRICULTURAL | | | | SHORT TERM NON-AGRICULTURAL | | | |
|--|--|--------------------------|---------------------------------------|------------------------------------|-----------------------------|---------------------------|--------------|--|
| | SEASONAL AGRICULTURAL OPERATIONS | MARKETING OF CROPS | OTHERS INCLUDING SUPPLY & DIST. | TOTAL S. T. AGRI. (61 TO 63) | INDUSTRIAL PURPOSES | CONSUMP- TION LOANS | OTHERS | TOTAL S. T. NON-AGRI. (65 TO 67) |
| 1 | 61 | 62 | 63 | 64 | 65 | 66 | 67 | 68 |
| 1. ANGUL | 15276 | 831 | 0 | 16107 | 0 | 0 | 557 | 557 |
| 2. ASKA* | 3816 | 0 | 0 | 3816 | 0 | 24 | 1846 | 1870 |
| 7. BOLANGIR | 6818 | 0 | 377 | 7195 | 3245 | 889 | 286 | 4420 |
| 3. BALASORE | 21595 | 0 | 1157 | 22752 | 0 | 0 | 114 | 114 |
| 4. BANKI | 4096 | 0 | 0 | 4096 | 0 | 795 | 1337 | 2132 |
| 5. BEHRAMPORE | 7894 | 3 | 10 | 7907 | 104 | 284 | 5 | 393 |
| 6. BHAWANIPATNA | 2355 | 3 | 35 | 2393 | 111 | 0 | 269 | 380 |
| 8. BOUDH | 2349 | 89 | 9 | 2447 | 24 | 46 | 823 | 893 |
| 9. CUTTACK* | 17746 | 0 | 113 | 17859 | 0 | 0 | 13 | 13 |
| 10. KEONJHAR | 3737 | 0 | 0 | 3737 | 0 | 41 | 672 | 713 |
| 11. KHURDA* | 3884 | 0 | 71 | 3955 | 460 | 567 | 0 | 1027 |
| 12. KORAPUT | 8892 | 0 | 23 | 8915 | 0 | 70 | 5 | 75 |
| 13. MAYURBHANJ | 4937 | 0 | 0 | 4937 | 0 | 0 | 32 | 32 |
| 14. NAYAGARH | 4418 | 0 | 0 | 4418 | 9 | 50 | 903 | 962 |
| 15. SAMBALPUR* | 11829 | 0 | 0 | 11829 | 2578 | 0 | 3023 | 5601 |
| 16. SUNDARGARH* | 6956 | 0 | 130 | 7086 | 112 | 2 | 1044 | 1158 |
| 17. PURI | 3475 | 0 | 29 | 3504 | 0 | 4 | 958 | 962 |
| STATE TOTAL : | 130073 | 926 | 1954 | 132953 | 6643 | 2772 | 11887 | 21302 |
| 13. PUNJAB | | | | | | | | |
| 1. AMRITSAR | 12610 | 0 | 0 | 12610 | 181 | 36 | 7199 | 7416 |
| 2. BHATINDA* | 7358 | 0 | 0 | 7358 | 0 | 0 | 88 | 88 |
| 3. FARIDKOT | 6526 | 0 | 43 | 6569 | 6 | 3626 | 2110 | 5742 |
| 4. FATEHGARH* | 6613 | 1 | 22 | 6636 | 183 | 207 | 10 | 400 |
| 5. FAZILKA | 10595 | 0 | 0 | 10595 | 0 | 289 | 0 | 289 |
| 6. FEROZEPUR | 12031 | 0 | 0 | 12031 | 12 | 0 | 2212 | 2224 |
| 7. GURDASPUR | 10968 | 0 | 6224 | 17192 | 43 | 6 | 6217 | 6266 |
| 8. HOSHIARPUR | 10929 | 5 | 22 | 10956 | 42 | 3142 | 6999 | 10183 |
| 9. JULLUNDER | 7204 | 0 | 0 | 7204 | 16 | 1653 | 9297 | 10966 |
| 10. KAPURTHALA | 5178 | 0 | 7143 | 12321 | 23 | 566 | 1223 | 1812 |
| 11. LUDHIANA | 18303 | 0 | 46 | 18349 | 96 | 1521 | 464 | 2081 |
| 12. MANSA* | 6526 | 0 | 0 | 6526 | 0 | 12 | 0 | 12 |
| 13. MOGA* | 10403 | 0 | 0 | 10403 | 9 | 0 | 3982 | 3991 |
| 14. MUKTSAR* | 7249 | 0 | 0 | 7249 | 2 | 0 | 13 | 15 |
| 15. NAWANSHAHR | 3878 | 7 | 15 | 3900 | 31 | 1077 | 2197 | 3305 |
| 16. PATIALA | 21965 | 4 | 47 | 22016 | 20 | 1685 | 67 | 1772 |
| 17. ROPAR | 8427 | 0 | 3965 | 12392 | 18 | 1389 | 4818 | 6225 |
| 18. SANGRUR* | 21029 | 0 | 5694 | 26723 | 0 | 0 | 573 | 573 |
| 19. TARN TARAN | 13618 | 0 | 0 | 13618 | 20 | 0 | 4804 | 4824 |
| STATE TOTAL : | 201410 | 17 | 23221 | 224648 | 702 | 15209 | 52273 | 68184 |

**DISTRICT CENTRAL COOPERATIVE BANKS
(BANKWISEWISE AND CONSOLIDATE)
12. ORISSA
(AS ON 31st MARCH)**

**TABLE - VII (B)
LOANS OUTSTANDING - MEDIUM TERM AGRICULTURAL
AND MEDIUM TERM NON-AGRICULTURAL
DURING 2005-2006**

(Rs. IN LAKHS)

| NAME OF THE STATES (DISTRICT CENTRAL COOPERATIVE BANKS STATE WISE TOTAL) | MEDIUM TERM AGRICULTURAL | | | | MEDIUM TERM NON-AGRICULTURAL | | | OTHER LOANS OUTSTANDINGS | TOTAL LOANS OUTSTANDING (64+68+72+75+76) |
|---|--------------------------|---------------------|--------------|-------------------------------------|------------------------------|--------------|--|-----------------------------|--|
| | MINOR IRRIGATION | ANIMAL HUSBANDRY | OTHERS | TOTAL M. T. AGRIL. (69 TO 71) | PURCHASE OF SHARES | OTHERS | TOTAL M. T. NON-AGRI. (73 TO 74) | | |
| 1 | 69 | 70 | 71 | 72 | 73 | 74 | 75 | 76 | 77 |
| 1. ANGUL | 0 | 254 | 3808 | 4062 | 0 | 1351 | 1351 | 1259 | 23336 |
| 2. ASKA* | 12 | 22 | 1630 | 1664 | 0 | 576 | 576 | 128 | 8054 |
| 7. BOLANGIR | 874 | 0 | 5580 | 6454 | 0 | 746 | 746 | 1481 | 20296 |
| 3. BALASORE | 2225 | 279 | 4148 | 6652 | 0 | 6078 | 6078 | 2692 | 38288 |
| 4. BANKI | 89 | 0 | 1828 | 1917 | 0 | 65 | 65 | 222 | 8432 |
| 5. BEHRAMPORE | 137 | 0 | 4014 | 4151 | 0 | 826 | 826 | 700 | 13977 |
| 6. BHAWANIPATNA | 165 | 0 | 1782 | 1947 | 161 | 82 | 243 | 199 | 5162 |
| 8. BOUDH | 20 | 4 | 899 | 923 | 569 | 446 | 1015 | 76 | 5354 |
| 9. CUTTACK* | 5203 | 0 | 1544 | 6747 | 0 | 2479 | 2479 | 3961 | 31059 |
| 10. KEONJHAR | 112 | 0 | 1384 | 1496 | 0 | 668 | 668 | 175 | 6789 |
| 11. KHURDA* | 47 | 10 | 1802 | 1859 | 0 | 1339 | 1339 | 123 | 8303 |
| 12. KORAPUT | 0 | 0 | 3642 | 3642 | 0 | 658 | 658 | 1773 | 15063 |
| 13. MAYURBHANJ | 0 | 0 | 1406 | 1406 | 0 | 25 | 25 | 1481 | 7881 |
| 14. NAYAGARH | 92 | 1803 | 0 | 1895 | 0 | 300 | 300 | 0 | 7575 |
| 15. SAMBALPUR* | 713 | 0 | 2621 | 3334 | 0 | 692 | 692 | 4591 | 26047 |
| 16. SUNDARGARH* | 1828 | 77 | 1045 | 2950 | 91 | 189 | 280 | 789 | 12263 |
| 17. PURI | 2 | 14 | 4530 | 4546 | 0 | 91 | 91 | 175 | 9278 |
| STATE TOTAL : | 11519 | 2463 | 41663 | 55645 | 821 | 16611 | 17432 | 19825 | 247157 |
| 13. PUNJAB | | | | | | | | | |
| 1. AMRITSAR | 0 | 0 | 438 | 438 | 0 | 6180 | 6180 | 1213 | 27857 |
| 2. BHATINDA* | 65 | 49 | 3122 | 3236 | 0 | 0 | 0 | 6482 | 17164 |
| 3. FARIDKOT | 354 | 0 | 0 | 354 | 354 | 2116 | 2470 | 930 | 16065 |
| 4. FATEHGARH* | 0 | 0 | 960 | 960 | 0 | 1907 | 1907 | 4753 | 14656 |
| 5. FAZILKA | 501 | 0 | 225 | 726 | 0 | 3506 | 3506 | 4010 | 19126 |
| 6. FEROZEPUR | 864 | 0 | 0 | 864 | 0 | 1795 | 1795 | 549 | 17463 |
| 7. GURDASPUR | 0 | 212 | 549 | 761 | 0 | 7184 | 7184 | 937 | 32340 |
| 8. HOSHIARPUR | 453 | 8 | 690 | 1151 | 0 | 5599 | 5599 | 2430 | 30319 |
| 9. JULLUNDER | 0 | 216 | 0 | 216 | 0 | 8368 | 8368 | 1080 | 27834 |
| 10. KAPURTHALA | 0 | 1501 | 84 | 1585 | 0 | 5213 | 5213 | 3995 | 24926 |
| 11. LUDHIANA | 0 | 1820 | 445 | 2265 | 0 | 4557 | 4557 | 5893 | 33145 |
| 12. MANSA* | 0 | 0 | 352 | 352 | 0 | 0 | 0 | 4192 | 11082 |
| 13. MOGA* | 0 | 0 | 1348 | 1348 | 0 | 2030 | 2030 | 1299 | 19071 |
| 14. MUKTSAR* | 0 | 246 | 3403 | 3649 | 0 | 288 | 288 | 3280 | 14481 |
| 15. NAWANSHAHR | 0 | 284 | 0 | 284 | 16 | 4430 | 4446 | 7134 | 19069 |
| 16. PATIALA | 7554 | 0 | 0 | 7554 | 0 | 8947 | 8947 | 8321 | 48610 |
| 17. ROPAR | 630 | 707 | 0 | 1337 | 0 | 4895 | 4895 | 0 | 24849 |
| 18. SANGRUR* | 0 | 0 | 6042 | 6042 | 0 | 6515 | 6515 | 2220 | 42073 |
| 19. TARN TARAN | 0 | 0 | 30 | 30 | 0 | 3765 | 3765 | 1461 | 23698 |
| STATE TOTAL : | 10421 | 5043 | 17688 | 33152 | 370 | 77295 | 77665 | 60179 | 463828 |

**DISTRICT CENTRAL COOPERATIVE BANKS
(BANKWISE AND CONSOLIDATED)**

**TABLE - VIII
PURPOSE WISE DEMAND AND COLLECTION
DURING 2005-2006**

12. ORISSA

(AS ON 31st MARCH)

(Rs. IN LAKHS)

| NAME OF THE STATES (DISTRICT CENTRAL COOPERATIVE BANKS STATE WISE TOTAL) | DETAILS OF DEMAND | | | | | | DETAILS OF COLLECTION | | | | | |
|---|-------------------|-----------------------|-------------------|-----------------------|--------|---------------------|-----------------------|-----------------------|-------------------|-----------------------|--------|---------------------|
| | SHORT TERM | | MEDIUM TERM | | OTHERS | TOTAL (78 TO 82) | SHORT TERM | | MEDIUM TERM | | OTHERS | TOTAL (84 TO 88) |
| | AGRI- CULTURAL | NON-AGRI- CULTURAL | AGRI- CULTURAL | NON-AGRI- CULTURAL | | | AGRI- CULTURAL | NON-AGRI- CULTURAL | AGRI- CULTURAL | NON-AGRI- CULTURAL | | |
| 1 | 78 | 79 | 80 | 81 | 82 | 83 | 84 | 85 | 86 | 87 | 88 | 89 |
| 1. ANGUL | 20763 | 2326 | 1375 | 0 | 629 | 25093 | 16224 | 1020 | 1044 | 0 | 273 | 18561 |
| 2. ASKA* | 6389 | 1901 | 275 | 495 | 58 | 9118 | 4063 | 1482 | 133 | 108 | 35 | 5821 |
| 7. BOLANGIR | 6477 | 0 | 1615 | 2380 | 0 | 10472 | 4623 | 0 | 704 | 1415 | 0 | 6742 |
| 3. BALASORE | 18332 | 295 | 1618 | 739 | 3174 | 24158 | 15963 | 290 | 1476 | 572 | 1692 | 19993 |
| 4. BANKI | 4427 | 1719 | 293 | 48 | 173 | 6660 | 4125 | 458 | 237 | 9 | 34 | 4863 |
| 5. BEHRAMPORE | 9601 | 5 | 1066 | 671 | 0 | 11343 | 6164 | 0 | 610 | 332 | 0 | 7106 |
| 6. BHAWANIPATNA | 2908 | 13 | 217 | 174 | 10 | 3322 | 1736 | 4 | 108 | 43 | 8 | 1899 |
| 8. BOUDH | 2253 | 658 | 467 | 748 | 11 | 4137 | 1722 | 445 | 402 | 472 | 4 | 3045 |
| 9. CUTTACK* | 18596 | 157 | 2392 | 2042 | 1837 | 25024 | 9344 | 84 | 624 | 645 | 911 | 11608 |
| 10. KEONJHAR | 4846 | 86 | 101 | 406 | 606 | 6045 | 3506 | 78 | 80 | 223 | 601 | 4488 |
| 11. KHURDA* | 4917 | 1170 | 438 | 1341 | 58 | 7924 | 3918 | 801 | 328 | 389 | 51 | 5487 |
| 12. KORAPUT | 11115 | 8 | 374 | 862 | 0 | 12359 | 6413 | 5 | 319 | 366 | 0 | 7103 |
| 13. MAYURBHANJ | 4022 | 30 | 291 | 17 | 2306 | 6666 | 3259 | 27 | 172 | 10 | 1343 | 4811 |
| 14. NAYAGARH | 3803 | 832 | 192 | 205 | 0 | 5032 | 3259 | 565 | 157 | 118 | 0 | 4099 |
| 15. SAMBALPUR* | 8889 | 651 | 1186 | 1431 | 0 | 12157 | 4108 | 643 | 246 | 326 | 0 | 5323 |
| 16. SUNDARGARH* | 9536 | 2795 | 45 | 148 | 1520 | 14044 | 6503 | 2388 | 42 | 97 | 1053 | 10083 |
| 17. PURI | 3530 | 0 | 0 | 125 | 121 | 3776 | 2850 | 0 | 0 | 62 | 75 | 2987 |
| STATE TOTAL : | 140404 | 12646 | 11945 | 11832 | 10503 | 187330 | 97780 | 8290 | 6682 | 5187 | 6080 | 124019 |
| 13. PUNJAB | | | | | | | | | | | | |
| 1. AMRITSAR | 21510 | 102 | 266 | 4182 | 0 | 26060 | 19041 | 23 | 220 | 2394 | 0 | 21678 |
| 2. BHATINDA* | 16116 | 1589 | 858 | 613 | 349 | 19525 | 13728 | 1538 | 824 | 512 | 0 | 16602 |
| 3. FARIDKOT | 12346 | 1309 | 135 | 19 | 0 | 13809 | 11470 | 854 | 81 | 13 | 0 | 12418 |
| 4. FATEHGARH* | 11236 | 282 | 269 | 869 | 0 | 12656 | 10579 | 254 | 265 | 540 | 0 | 11638 |
| 5. FAZILKA | 20376 | 36 | 656 | 1190 | 4461 | 26719 | 17986 | 10 | 422 | 784 | 3852 | 23054 |
| 6. FEROREPUR | 20467 | 35 | 41 | 335 | 62 | 20940 | 17525 | 28 | 39 | 281 | 59 | 17932 |
| 7. GURDASPUR | 14467 | 16 | 305 | 2755 | 9584 | 27127 | 10484 | 2 | 187 | 1587 | 8083 | 20343 |
| 8. HOSHIARPUR | 22604 | 5163 | 392 | 3499 | 729 | 32387 | 22202 | 3841 | 344 | 3070 | 729 | 30186 |
| 9. JULLUNDER | 18082 | 3934 | 74 | 3053 | 0 | 25143 | 18070 | 3721 | 63 | 2542 | 0 | 24396 |
| 10. KAPURTHALA | 10631 | 966 | 326 | 1915 | 0 | 13838 | 10537 | 900 | 303 | 1578 | 0 | 13318 |
| 11. LUDHIANA | 41803 | 3001 | 1075 | 982 | 825 | 47686 | 40603 | 2652 | 967 | 278 | 0 | 44500 |
| 12. MANSAR* | 10725 | 0 | 486 | 6 | 0 | 11217 | 9434 | 0 | 226 | 5 | 0 | 9665 |
| 13. MOGA* | 18809 | 1649 | 157 | 4550 | 3574 | 28739 | 18067 | 1530 | 154 | 4053 | 3364 | 27168 |
| 14. MUKTSAR* | 10247 | 2 | 1060 | 144 | 3084 | 14537 | 8344 | 0 | 1037 | 88 | 2766 | 12235 |
| 15. NAWANSHAHR | 10059 | 3102 | 74 | 1720 | 3572 | 18527 | 9958 | 2973 | 74 | 1367 | 3399 | 17771 |
| 16. PATIALA | 39923 | 3137 | 2307 | 3577 | 0 | 48944 | 37267 | 2862 | 2244 | 2450 | 0 | 44823 |
| 17. ROPAR | 15733 | 2163 | 493 | 1915 | 2589 | 22893 | 14415 | 1781 | 417 | 1466 | 2291 | 20370 |
| 18. SANGRUR* | 36055 | 0 | 1159 | 1903 | 582 | 39699 | 34712 | 0 | 1147 | 1430 | 0 | 37289 |
| 19. TARN TARAN | 20417 | 129 | 45 | 897 | 0 | 21488 | 15027 | 10 | 11 | 700 | 0 | 15748 |
| STATE TOTAL : | 371606 | 26615 | 10178 | 34124 | 29411 | 471934 | 339449 | 22979 | 9025 | 25138 | 24543 | 421134 |

DISTRICT CENTRAL COOPERATIVE BANKS

TABLE - IX

(BANKWISE AND CONSOLIDATED) PURPOSE WISE BALANCES (OVERDUES) AND % OF OVERDUES TO DEMAND

12. ORISSA

DURING 2005-2006

(AS ON 31st MARCH)

(Rs. IN LAKHS)

(PERCENTAGE %)

| NAME OF THE STATES (DISTRICT CENTRAL COOPERATIVE BANKS STATE WISE TOTAL) | DETAILS OF BALANCES (OVERDUES) | | | | | | PERCENTAGE OF OVERDUES TO DEMAND | | | | | |
|---|--------------------------------|-----------------------|-------------------|-----------------------|--------|---------------------|----------------------------------|-----------------------|-------------------|-----------------------|--------|-------|
| | SHORT TERM | | MEDIUM TERM | | OTHERS | TOTAL (90 TO 94) | SHORT TERM | | MEDIUM TERM | | OTHERS | TOTAL |
| | AGRI- CULTURAL | NON-AGRI- CULTURAL | AGRI- CULTURAL | NON-AGRI- CULTURAL | | | AGRI- CULTURAL | NON-AGRI- CULTURAL | AGRI- CULTURAL | NON-AGRI- CULTURAL | | |
| 1 | 90 | 91 | 92 | 93 | 94 | 95 | 96 | 97 | 98 | 99 | 100 | 101 |
| 1. ANGUL | 4539 | 1306 | 331 | 0 | 356 | 6532 | 21.86 | 56.15 | 24.07 | 0.00 | 56.60 | 26.03 |
| 2. ASKA* | 2326 | 419 | 142 | 387 | 23 | 3297 | 36.41 | 22.04 | 51.64 | 78.18 | 39.66 | 36.16 |
| 7. BOLANGIR | 1854 | 0 | 911 | 965 | 0 | 3730 | 28.62 | 0.00 | 56.41 | 40.55 | 0.00 | 35.62 |
| 3. BALASORE | 2369 | 5 | 142 | 167 | 1482 | 4165 | 12.92 | 1.69 | 8.78 | 22.60 | 46.69 | 17.24 |
| 4. BANKI | 302 | 1261 | 56 | 39 | 139 | 1797 | 6.82 | 73.36 | 19.11 | 81.25 | 80.35 | 26.98 |
| 5. BEHRAMPORE | 3437 | 5 | 456 | 339 | 0 | 4237 | 35.80 | 100.00 | 42.78 | 50.52 | 0.00 | 37.35 |
| 6. BHAWANIPATNA | 1172 | 9 | 109 | 131 | 2 | 1423 | 40.30 | 69.23 | 50.23 | 75.29 | 20.00 | 42.84 |
| 8. BOUDH | 531 | 213 | 65 | 276 | 7 | 1092 | 23.57 | 32.37 | 13.92 | 36.90 | 63.64 | 26.40 |
| 9. CUTTACK* | 9252 | 73 | 1768 | 1397 | 926 | 13416 | 49.75 | 46.50 | 73.91 | 68.41 | 50.41 | 53.61 |
| 10. KEONJHAR | 1340 | 8 | 21 | 183 | 5 | 1557 | 27.65 | 9.30 | 20.79 | 45.07 | 0.83 | 25.76 |
| 11. KHURDA* | 999 | 369 | 110 | 952 | 7 | 2437 | 20.32 | 31.54 | 25.11 | 70.99 | 12.07 | 30.75 |
| 12. KORAPUT | 4702 | 3 | 55 | 496 | 0 | 5256 | 42.30 | 37.50 | 14.71 | 57.54 | 0.00 | 42.53 |
| 13. MAYURBHANJ | 763 | 3 | 119 | 7 | 963 | 1855 | 18.97 | 10.00 | 40.89 | 41.18 | 41.76 | 27.83 |
| 14. NAYAGARH | 544 | 267 | 35 | 87 | 0 | 933 | 14.30 | 32.09 | 18.23 | 42.44 | 0.00 | 18.54 |
| 15. SAMBALPUR* | 4781 | 8 | 940 | 1105 | 0 | 6834 | 53.79 | 1.23 | 79.26 | 77.22 | 0.00 | 56.21 |
| 16. SUNDARGARH* | 3033 | 407 | 3 | 51 | 467 | 3961 | 31.81 | 14.56 | 6.67 | 34.46 | 30.72 | 28.20 |
| 17. PURI | 680 | 0 | 0 | 63 | 46 | 789 | 19.26 | 0.00 | 0.00 | 50.40 | 38.02 | 20.90 |
| STATE TOTAL : | 42624 | 7992 | 6416 | 15631 | 9291 | 114111 | 14.61 | 20.36 | 29.00 | 34.01 | 23.28 | 17.31 |
| 13. PUNJAB | | | | | | | | | | | | |
| 1. AMRITSAR | 2469 | 79 | 46 | 1788 | 0 | 4382 | 11.48 | 77.45 | 17.29 | 42.75 | 0.00 | 16.82 |
| 2. BHATINDA* | 2388 | 51 | 34 | 101 | 349 | 2923 | 14.82 | 3.21 | 3.96 | 16.48 | 100.00 | 14.97 |
| 3. FARIDKOT | 876 | 455 | 54 | 6 | 0 | 1391 | 7.10 | 34.76 | 40.00 | 31.58 | 0.00 | 10.07 |
| 4. FATEHGARH* | 657 | 28 | 4 | 329 | 0 | 1018 | 5.85 | 9.93 | 1.49 | 37.86 | 0.00 | 8.04 |
| 5. FAZILKA | 2390 | 26 | 234 | 406 | 609 | 3665 | 11.73 | 72.22 | 35.67 | 34.12 | 13.65 | 13.72 |
| 6. FEROPUR | 2942 | 7 | 2 | 54 | 3 | 3008 | 14.37 | 20.00 | 4.88 | 16.12 | 4.84 | 14.36 |
| 7. GURDASPUR | 3983 | 14 | 118 | 1168 | 1501 | 6784 | 27.53 | 87.50 | 38.69 | 42.40 | 15.66 | 25.01 |
| 8. HOSHIARPUR | 402 | 1322 | 48 | 429 | 0 | 2201 | 1.78 | 25.61 | 12.24 | 12.26 | 0.00 | 6.80 |
| 9. JULLUNDER | 12 | 213 | 11 | 511 | 0 | 747 | 0.07 | 5.41 | 14.86 | 16.74 | 0.00 | 2.97 |
| 10. KAPURTHALA | 94 | 66 | 23 | 337 | 0 | 520 | 0.88 | 6.83 | 7.06 | 17.60 | 0.00 | 3.76 |
| 11. LUDHIANA | 1200 | 349 | 108 | 704 | 825 | 3186 | 2.87 | 11.63 | 10.05 | 71.69 | 100.00 | 6.68 |
| 12. MANSA* | 1291 | 0 | 260 | 1 | 0 | 1552 | 12.04 | 0.00 | 53.50 | 16.67 | 0.00 | 13.84 |
| 13. MOGA* | 742 | 119 | 3 | 497 | 210 | 1571 | 3.94 | 7.22 | 1.91 | 10.92 | 5.88 | 5.47 |
| 14. MUKTSAR* | 1903 | 2 | 23 | 56 | 318 | 2302 | 18.57 | 100.00 | 2.17 | 38.89 | 10.31 | 15.84 |
| 15. NAWANSHAHAR | 101 | 129 | 0 | 353 | 173 | 756 | 1.00 | 4.16 | 0.00 | 20.52 | 4.84 | 4.08 |
| 16. PATIALA | 2656 | 275 | 63 | 1127 | 0 | 4121 | 6.65 | 8.77 | 2.73 | 31.51 | 0.00 | 8.42 |
| 17. ROPAR | 1318 | 382 | 76 | 449 | 298 | 2523 | 8.38 | 17.66 | 15.42 | 23.45 | 11.51 | 11.02 |
| 18. SANGRUR* | 1343 | 0 | 12 | 473 | 582 | 2410 | 3.72 | 0.00 | 1.04 | 24.86 | 100.00 | 6.07 |
| 19. TARN TARAN | 5390 | 119 | 34 | 197 | 0 | 5740 | 26.40 | 92.25 | 75.56 | 21.96 | 0.00 | 26.71 |
| STATE TOTAL : | 32157 | 7992 | 6416 | 15631 | 9291 | 114111 | 14.61 | 20.36 | 29.00 | 34.01 | 23.28 | 17.31 |

DISTRICT CENTRAL COOPERATIVE BANKS

(BANKWISE AND CONSOLIDATED)

12. ORISSA

(AS ON 31st MARCH)

TABLE - X

COST OF MANAGEMENT, NUMBER OF EMPLOYEES, PROFIT/LOSS AND

DIVIDEND DECLARED, BRANCHES WORKING IN PROFIT/LOSS

DURING 2005-2006

(Rs. IN LAKHS)

| NAME OF THE STATES (DISTRICT CENTRAL COOPERATIVE BANKS STATE WISE TOTAL) | COST OF MANAGEMENT | | | TOTAL NO. OF EMPLOYEES | COST OF MGMT. PER EMPLOYEE | COST OF MGMT. TO WORKING CAP. (%) | BANKS IN PROFIT (+) LOSS (-) | DIVIDEND DECLARED (%) | BRANCHES WORKING AT | | AUDIT CLASSI- FICATION (A/B/C/D/. GOVT.) |
|---|--------------------|-------------------|-------|---------------------------|----------------------------------|--|------------------------------------|-----------------------------|---------------------|------------------|--|
| | SALARIES | OTHER EXPENCES | TOTAL | | | | | | PROFIT (NUMBER) | LOSS (NUMBER) | |
| 1 | 102 | 103 | 104 | 105 | 106 | 107 | 108 | 104 | 110 | 111 | 112 |
| 1. ANGUL | 252 | 101 | 353 | 137 | 2.58 | 1.10 | 132 | 1 | 12 | 5 | A |
| 2. ASKA* | 123 | 55 | 178 | 98 | 1.82 | 1.50 | 24 | 0 | 13 | 2 | B |
| 3. BALASORE | 585 | 268 | 853 | 262 | 3.26 | 1.50 | 212 | 2 | 25 | 5 | A |
| 4. BANKI | 122 | 39 | 161 | 67 | 2.40 | 1.40 | 9 | 0 | 2 | 10 | B |
| 5. BEHRAMPORE | 259 | 87 | 346 | 140 | 2.47 | 1.00 | 70 | 0 | 20 | 0 | A |
| 6. BHAWANIPATNA | 162 | 34 | 196 | 167 | 1.17 | 2.33 | -724 | 0 | 8 | 8 | B |
| 7. BOLANGIR | 278 | 199 | 477 | 129 | 3.70 | 1.66 | 1 | 0 | 18 | 3 | B |
| 8. BOUDH | 105 | 539 | 644 | 80 | 8.05 | 8.40 | 114 | 0 | 8 | 2 | B |
| 9. CUTTACK* | 584 | 147 | 731 | 348 | 2.10 | 1.52 | 343 | 0 | 25 | 13 | B |
| 10. KEONJHAR | 142 | 103 | 245 | 180 | 1.36 | 1.66 | 284 | 0 | 12 | 1 | B |
| 11. KHURDA* | 223 | 162 | 385 | 152 | 2.53 | 3.13 | 26 | 0 | 15 | 1 | B |
| 12. KORAPUT | 243 | 56 | 299 | 169 | 1.77 | 1.17 | 43 | 0 | 13 | 5 | A |
| 13. MAYURBHANJ | 168 | 63 | 231 | 130 | 1.78 | 1.91 | 31 | 0 | 10 | 5 | B |
| 14. NAYAGARH | 141 | 41 | 182 | 106 | 1.72 | 1.78 | 195 | 0 | 9 | 2 | B |
| 15. SAMBALPUR* | 630 | 122 | 752 | 492 | 1.53 | 1.85 | 2 | 0 | 18 | 12 | A |
| 16. SUNDARGARH* | 185 | 1546 | 1731 | 153 | 11.31 | 9.24 | 24 | 0 | 11 | 3 | B |
| 17. PURI | 134 | 37 | 171 | 98 | 1.74 | 1.36 | -240 | 0 | 5 | 7 | C |
| STATE TOTAL : | 4336 | 3599 | 7935 | 2908 | 2.73 | 2.05 | (+) 1,510 (-) 964 | 3 | 224 | 84 | NOT COMPILED |
| 13. PUNJAB | | | | | | | | | | | |
| 1. AMRITSAR | 963 | 168 | 1131 | 389 | 2.91 | 2.80 | 54 | 0 | 54 | 2 | B |
| 2. BHATINDA* | 471 | 92 | 563 | 206 | 2.73 | 2.06 | 275 | 14 | 40 | 1 | A |
| 3. FARIDKOT | 406 | 64 | 470 | 128 | 3.67 | 2.43 | 18 | 10 | 17 | 8 | A |
| 4. FATEHGARH* | 352 | 58 | 410 | 165 | 2.48 | 2.21 | 284 | 8 | 24 | 0 | A |
| 5. FAZILKA | 401 | 1159 | 1560 | 151 | 10.33 | 6.41 | 251 | 8 | 27 | 0 | A |
| 6. FEROPUR | 391 | 69 | 460 | 125 | 3.68 | 2.15 | 81 | 0 | 22 | 2 | B |
| 7. GURDASPUR | 878 | 297 | 1175 | 253 | 4.64 | 2.71 | 306 | 7 | 43 | 1 | B |
| 8. HOSHIARPUR | 1146 | 190 | 1336 | 447 | 2.99 | 2.40 | 716 | 15 | 61 | 1 | B |
| 9. JULLUNDER | 1403 | 193 | 1596 | 514 | 3.11 | 2.22 | 668 | 20 | 72 | 0 | A |
| 10. KAPURTHALA | 812 | 138 | 950 | 299 | 3.18 | 1.87 | 622 | 13 | 38 | 0 | A |
| 11. LUDHIANA | 935 | 164 | 1099 | 299 | 3.68 | 2.04 | 570 | 10 | 54 | 1 | A |
| 12. MANSA* | 181 | 53 | 234 | 77 | 3.04 | 1.90 | 183 | 0 | 21 | 2 | A |
| 13. MOGA* | 521 | 98 | 619 | 179 | 3.46 | 2.46 | 366 | 8 | 47 | 0 | A |
| 14. MUKTSAR* | 185 | 57 | 242 | 78 | 3.10 | 1.29 | 243 | 10 | 21 | 0 | A |
| 15. NAWANSHAHR | 809 | 381 | 1190 | 308 | 3.86 | 2.06 | 797 | 20 | 47 | 0 | A |
| 16. PATIALA | 771 | 172 | 943 | 243 | 3.88 | 1.58 | 770 | 0 | 46 | 1 | B |
| 17. ROPAR | 549 | 132 | 681 | 193 | 3.53 | 1.65 | 819 | 20 | 40 | 0 | A |
| 18. SANGRUR* | 809 | 187 | 996 | 336 | 2.96 | 1.87 | 574 | 0 | 64 | 1 | A |
| 19. TARN TARAN | 600 | 75 | 675 | 232 | 2.91 | 2.23 | 70 | 0 | 38 | 2 | B |
| STATE TOTAL : | 12583 | 3747 | 16330 | 4622 | 3.53 | 2.25 | (+) 7,667 (-) 0 | 163 | 776 | 22 | NOT COMPILED |

**DISTRICT CENTRAL COOPERATIVE BANKS
(BANK WISE AND CONSOLIDATED)**

16. RAJASTHAN

(AS ON 31st MARCH)

**TABLE - II
NUMBER OF OFFICES, MEMBERSHIP, SHARE CAPITAL
AND RESERVE FUNDS
DURING 2005-2006**

(Rs. IN LAKHS)

| NAME OF THE DISTRICT CENTRAL COOPERATIVE BANKS IN THE STATE | NUMBER OF OFFICES INCLUDING HEAD OFFICE | MEMBERSHIP (IN NUMBERS) | | | PAID UP SHARE CAPITAL | | | TOTAL SHARE CAPITAL (6 TO 8) | RESERVES AND OTHER FUNDS | | | TOTAL RESERVE FUNDS (10 TO 12) |
|--|---|-------------------------------|------------------|-------------------------------------|---------------------------|--------------------------|--------------------------|---------------------------------------|------------------------------|---|-------------------|---|
| | | COOPE- RATIVE SOCIETIES | INDIVI- DUALS | TOTAL MEMBER SHIP (3 TO 4) | FROM COOPE- RATIVES | FROM GOVERN- MENTS | FROM INDIVI- DUALS | | STATUTORY RESERVE FUND | AGRIL. CREDIT STABILISA- TION FUND | OTHER RESERVES | |
| 1 | 2 | 3 | 4 | 5 | 6 | 7 | 8 | 9 | 10 | 11 | 12 | 13 |
| 1. AJMER | 14 | 494 | 0 | 494 | 819 | 315 | 0 | 1134 | 18 | 2 | 1202 | 1222 |
| 2. ALWAR | 16 | 361 | 1 | 362 | 801 | 305 | 0 | 1106 | 5 | 2 | 1494 | 1501 |
| 3. BANSWARA | 8 | 136 | 2006 | 2142 | 322 | 186 | 0 | 508 | 3 | 0 | 793 | 796 |
| 4. BARMER | 22 | 292 | 1 | 293 | 662 | 183 | 0 | 845 | 651 | 274 | 1035 | 1960 |
| 5. BHARATPUR | 15 | 458 | 1 | 459 | 834 | 225 | 0 | 1059 | 7 | 10 | 1582 | 1599 |
| 6. BHILWARA | 17 | 198 | 7085 | 7283 | 332 | 176 | 0 | 508 | 10 | 1 | 797 | 808 |
| 7. BIKANER* | 11 | 378 | 1 | 379 | 323 | 154 | 0 | 477 | 1 | 0 | 973 | 974 |
| 8. BUNDI* | 12 | 317 | 1356 | 1673 | 425 | 145 | 0 | 570 | 2 | 1 | 698 | 701 |
| 9. CHITTORGARH | 18 | 540 | 1 | 541 | 533 | 220 | 0 | 753 | 11 | 3 | 1378 | 1392 |
| 10. CHURU | 10 | 193 | 1 | 194 | 431 | 193 | 0 | 624 | 0 | 0 | 825 | 825 |
| 11. DAUSA | 7 | 138 | 1302 | 1440 | 223 | 0 | 0 | 223 | 61 | 31 | 341 | 433 |
| 12. DUNGARPUR | 10 | 86 | 0 | 86 | 215 | 120 | 0 | 335 | 4 | 0 | 343 | 347 |
| 13. GANGANAGAR* | 35 | 610 | 0 | 610 | 1382 | 172 | 0 | 1554 | 195 | 155 | 2465 | 2815 |
| 14. HANUMANGARH | N. A. | N. A. | N. A. | 0 | N. A. | N. A. | N. A. | 0 | N. A. | N. A. | N. A. | 0 |
| 15. JAIPUR | 19 | 735 | 7463 | 8198 | 722 | 395 | 0 | 1117 | 6 | 1 | 1800 | 1807 |
| 16. JAISALMER* | 6 | 130 | 1341 | 1471 | 108 | 83 | 67 | 258 | 6 | 0 | 961 | 967 |
| 17. JALORE | 12 | 203 | 0 | 203 | 449 | 176 | 0 | 625 | 100 | 39 | 423 | 562 |
| 18. JHALAWAR | 15 | 315 | 0 | 315 | 430 | 196 | 75 | 701 | 2 | 1 | 1277 | 1280 |
| 19. JHUNJHUNU | 14 | 318 | 6916 | 7234 | 436 | 132 | 0 | 568 | 1 | 0 | 1163 | 1164 |
| 20. JODHPUR | 16 | 278 | 7558 | 7836 | 200 | 513 | 27 | 740 | 348 | 75 | 1308 | 1731 |
| 21. KOTA | 21 | 794 | 9834 | 10628 | 734 | 232 | 0 | 966 | 16 | 16 | 3022 | 3054 |
| 22. NAGAU | 16 | 553 | 1 | 554 | 560 | 215 | 0 | 775 | 3 | 2 | 1218 | 1223 |
| 23. PALI | 29 | 442 | 1 | 443 | 669 | 225 | 0 | 894 | 9 | 1 | 1576 | 1586 |
| 24. SAWAI MADHOPUR* | 14 | 367 | 1 | 368 | 540 | 271 | 0 | 811 | 100 | 57 | 1372 | 1529 |
| 25. SIKAR | 20 | 269 | 16987 | 17256 | 623 | 200 | 75 | 898 | 257 | 175 | 1703 | 2135 |
| 26. SIROHI | 12 | 120 | 1 | 121 | 285 | 70 | 0 | 355 | 14 | 0 | 550 | 564 |
| 27. TONK | 10 | 303 | 1 | 304 | 436 | 276 | 130 | 842 | 1 | 1 | 1128 | 1130 |
| 28. UDAIPUR | 16 | 366 | 1 | 367 | 509 | 240 | 0 | 749 | 7 | 0 | 1261 | 1268 |
| STATE TOTAL : | 415 | 9394 | 61860 | 71254 | 14003 | 5618 | 374 | 19995 | 1838 | 847 | 32688 | 35373 |

**DISTRICT CENTRAL COOPERATIVE BANKS
(BANKWISE AND CONSOLIDATED)**

**16. RAJASTHAN
(AS ON 31st MARCH)**

**TABLE - III
DEPOSITS SOURCE-WISE AND TYPE-WISE
DURING 2005-2006**

(Rs. IN LAKHS)

| NAME OF THE DISTRICT CENTRAL COOPERATIVE BANKS IN THE STATE | INSTITUTIONAL DEPOSITS FROM | | | | TOTAL DEPOSITS (14 TO 17) OR (19 TO 23) | TYPEWISE DEPOSITS | | | | |
|--|-----------------------------|------------------|-----------------|-------------|---|-------------------|--------------|---------------|------------------|-------------------|
| | COOPER- ATIVES | INDIVI- DUALS | LOCAL BODIES | OTHERS | | CURRENT | SAVINGS | FIXED | RESERVE FUNDS | OTHER DEPOSITS |
| 1 | 14 | 15 | 16 | 17 | 18 | 19 | 20 | 21 | 22 | 23 |
| 1. AJMER | 3164 | 3356 | 701 | 0 | 7221 | 442 | 1707 | 5072 | 0 | 0 |
| 2. ALWAR | 1159 | 7957 | 0 | 223 | 9339 | 321 | 4275 | 4520 | 22 | 201 |
| 3. BANSWARA | 668 | 3676 | 1220 | 0 | 5564 | 359 | 2961 | 2244 | 0 | 0 |
| 4. BARMER | 2646 | 12202 | 3144 | 0 | 17992 | 907 | 6208 | 10875 | 0 | 2 |
| 5. BHARATPUR | 1598 | 4564 | 38 | 0 | 6200 | 457 | 2051 | 2870 | 7 | 815 |
| 6. BHILWARA | 4308 | 6306 | 1233 | 0 | 11847 | 792 | 3411 | 7644 | 0 | 0 |
| 7. BIKANER* | 2150 | 1403 | 0 | 0 | 3553 | 492 | 911 | 2150 | 0 | 0 |
| 8. BUNDI* | 476 | 3054 | 0 | 143 | 3673 | 108 | 1532 | 1889 | 0 | 144 |
| 9. CHITTORGARH | 2348 | 10066 | 602 | 0 | 13016 | 631 | 4549 | 7811 | 0 | 25 |
| 10. CHURU | 1253 | 2430 | 0 | 686 | 4369 | 207 | 1100 | 2797 | 129 | 136 |
| 11. DAUSA | 1022 | 2350 | 0 | 0 | 3372 | 274 | 1705 | 1393 | 0 | 0 |
| 12. DUNGARPUR | 1246 | 5393 | 373 | 0 | 7012 | 383 | 3147 | 3480 | 1 | 1 |
| 13. GANGANAGAR* | 2791 | 14048 | 0 | 1030 | 17869 | 600 | 5057 | 11607 | 0 | 605 |
| 14. HANUMANGARH | N. A. | N. A. | N. A. | N. A. | 0 | N. A. | N. A. | N. A. | N. A. | 0 |
| 15. JAIPUR | 7435 | 5326 | 0 | 8 | 12769 | 1595 | 3876 | 7238 | 0 | 60 |
| 16. JAISALMER* | 163 | 1215 | 582 | 0 | 1960 | 2223 | 512 | 887 | 0 | 52 |
| 17. JALORE | 3011 | 4497 | 798 | 81 | 8387 | 417 | 2086 | 5803 | 81 | 0 |
| 18. JHALAWAR | 964 | 7528 | 856 | 0 | 9348 | 642 | 3891 | 4810 | 3 | 2 |
| 19. JHUNJHUNU | 384 | 3533 | 868 | 0 | 4785 | 242 | 2025 | 2412 | 0 | 106 |
| 20. JODHPUR | 5321 | 10012 | 56 | 0 | 15389 | 996 | 5111 | 9169 | 31 | 82 |
| 21. KOTA | 5442 | 10674 | 0 | 0 | 16116 | 874 | 5197 | 10014 | 8 | 23 |
| 22. NAGAUR | 830 | 7188 | 817 | 0 | 8835 | 652 | 3176 | 5007 | 0 | 0 |
| 23. PALI | 2049 | 12382 | 1578 | 0 | 16009 | 877 | 4535 | 10210 | 0 | 387 |
| 24. SAWAI MADHOPUR* | 1371 | 4429 | 0 | 0 | 5800 | 932 | 1991 | 2877 | 0 | 0 |
| 25. SIKAR | 1837 | 8765 | 2735 | @ | 13337 | 555 | 4856 | 7590 | 0 | 336 |
| 26. SIROHI | 1082 | 4799 | 308 | 0 | 6189 | 331 | 2079 | 3779 | 0 | 0 |
| 27. TONK | 977 | 3211 | 2562 | 0 | 6750 | 484 | 2450 | 3784 | 1 | 31 |
| 28. UDAIPUR | 5359 | 7848 | 0 | 0 | 13207 | 709 | 3644 | 8854 | 0 | 0 |
| STATE TOTAL : | 61054 | 168212 | 18471 | 2171 | 249908 | 17502 | 84043 | 146786 | 283 | 3008 |

DISTRICT CENTRAL COOPERATIVE BANKS

(BANKWISE AND CONSOLIDATED) BORROWINGS FROM SCB / NABARD, GOVT. OF INDIA, COMMERCIAL BANKS,

16. RAJASTHAN

(AS ON 31st MARCH)

TABLE - IV

CASH CREDIT & OVERDRAFTS AND OTHERS

DURING 2005-2006

(Rs. IN LAKHS)

| NAME OF THE DISTRICT CENTRAL COOPERATIVE BANKS IN THE STATE | BORROWINGS FROM SCB / NABARD | | | | | TOTAL LOANS FROM SCB/NABARD (24 TO 28) | LOANS FROM | | CASH CREDIT AND OVER- DRAFTS | TOTAL BORROW- INGS (29 TO 32) |
|--|------------------------------|----------------|------------------|----------------|-------|---|------------|--------------------------|--|--|
| | AGRICULTURAL | | NON-AGRICULTURAL | | OTHER | | GOVT. | COMMER- CIAL BANKS | | |
| | SHORT TERM | MEDIUM TERM | SHORT TERM | MEDIUM TERM | | | | | | |
| 1 | 24 | 25 | 26 | 27 | 28 | 29 | 30 | 31 | 32 | 33 |
| 1. AJMER | 2450 | 148 | 1365 | 754 | 0 | 4717 | 0 | 0 | 0 | 4717 |
| 2. ALWAR | 5900 | 0 | 952 | 7 | 0 | 6859 | 5 | 0 | 44 | 6908 |
| 3. BANSWARA | 1597 | 26 | 1246 | 109 | 0 | 2978 | 0 | 0 | 0 | 2978 |
| 4. BARMER | 3000 | 0 | 1375 | 0 | 39 | 4414 | 0 | 0 | 0 | 4414 |
| 5. BHARATPUR | 6655 | 0 | 757 | 19 | 2 | 7433 | 10 | 0 | 1300 | 8743 |
| 6. BHILWARA | 1899 | 142 | 463 | 217 | 288 | 3009 | 0 | 0 | 0 | 3009 |
| 7. BIKANER* | 1621 | 51 | 1727 | 0 | 0 | 3399 | 8 | 0 | 0 | 3407 |
| 8. BUNDI* | 1100 | 0 | 950 | 0 | 0 | 2050 | 0 | 0 | 0 | 2050 |
| 9. CHITTORGARH | 2729 | 880 | 145 | 421 | 0 | 4175 | 1 | 0 | 97 | 4273 |
| 10. CHURU | 1890 | 0 | 2399 | 14 | 0 | 4303 | 0 | 0 | 0 | 4303 |
| 11. DAUSA | 2807 | 0 | 14 | 21 | 188 | 3030 | 0 | 0 | 435 | 3465 |
| 12. DUNGARPUR | 400 | 43 | 681 | 260 | 0 | 1384 | 0 | 0 | 0 | 1384 |
| 13. GANGANAGAR* | 9325 | 100 | 3233 | 12 | 0 | 12670 | 0 | 0 | 252 | 12922 |
| 14. HANUMANGARH | N. A. | N. A. | N. A. | N. A. | N. A. | 0 | N. A. | N. A. | N. A. | 0 |
| 15. JAIPUR | 5338 | 0 | 605 | 92 | 5 | 6040 | 0 | 15 | 0 | 6055 |
| 16. JAISALMER* | 311 | 0 | 777 | 0 | 168 | 1256 | 26 | 0 | 0 | 1282 |
| 17. JALORE | 3588 | 0 | 1588 | 610 | 0 | 5786 | 1 | 0 | 54 | 5841 |
| 18. JHALAWAR | 3168 | 0 | 291 | 4 | 0 | 3463 | 96 | 19 | 114 | 3692 |
| 19. JHUNJHUNU | 4545 | 0 | 882 | 49 | 152 | 5628 | 14 | 0 | 0 | 5642 |
| 20. JODHPUR | 2700 | 0 | 2244 | 867 | 0 | 5811 | 0 | 0 | 366 | 6177 |
| 21. KOTA | 7335 | 0 | 614 | 0 | 379 | 8328 | 0 | 0 | 0 | 8328 |
| 22. NAGAU | 3512 | 303 | 3859 | 125 | 276 | 8075 | 0 | 0 | 0 | 8075 |
| 23. PALI | 3159 | 0 | 2282 | 289 | 0 | 5730 | 0 | 33 | 366 | 6129 |
| 24. SAWAI MADHOPUR* | 5569 | 175 | 1803 | 33 | 0 | 7580 | 10 | 0 | 0 | 7590 |
| 25. SIKAR | 4450 | 180 | 334 | 40 | 1050 | 6054 | 0 | 0 | 0 | 6054 |
| 26. SIROHI | 1519 | 24 | 760 | 412 | 0 | 2715 | 0 | 0 | 0 | 2715 |
| 27. TONK | 5498 | 280 | 1587 | 389 | 5 | 7759 | 5 | 0 | 0 | 7764 |
| 28. UDAIPUR | 1495 | 0 | 1987 | 557 | 0 | 4039 | 5 | 0 | 0 | 4044 |
| STATE TOTAL : | 93560 | 2352 | 34920 | 5301 | 2552 | 138685 | 181 | 67 | 3028 | 141961 |

DISTRICT CENTRAL COOPERATIVE BANKS

TABLE - V

(BANKWISE AND CONSOLIDATED) WORKING CAPITAL, CASH AND BALANCES WITH BANKS, CALL DEPOSITS

16. RAJASTHAN

AND DETAILS OF INVESTMENTS WITH VARIOUS AGENCIES

(AS ON 31st MARCH)

DURING 2005-2006

(Rs. IN LAKHS)

| NAME OF THE DISTRICT CENTRAL COOPERATIVE BANKS IN THE STATE | WORKING CAPITAL | CASH ON HAND | BALANCES WITH BANKS | CALL DEPOSITS | DETAILS OF INVESTMENTS | | | | | TOTAL INVESTMENTS (38 TO 42) |
|--|--------------------|-----------------|---------------------------|------------------|------------------------|----------------------------|------------------------------|-------------------|---------------------------|------------------------------------|
| | | | | | IN GOVT. SECURITIES | DEBEN- TURES OF LDBs | OTHER TRUSTEE SECURITY | FIXED DEPOSITS | OTHER INVEST- MENTS | |
| 1 | 34 | 35 | 36 | 37 | 38 | 39 | 40 | 41 | 42 | 43 |
| 1. AJMER | 14385 | 273 | 266 | 0 | 0 | 0 | 15 | 1815 | 180 | 2010 |
| 2. ALWAR | 20856 | 924 | 833 | 0 | 10 | 0 | 0 | 2155 | 250 | 2415 |
| 3. BANSWARA | 10118 | 139 | 2486 | 0 | 0 | 0 | 5 | 133 | 188 | 326 |
| 4. BARMER | 26422 | 913 | 362 | 8364 | 51 | 0 | 14 | 421 | 98 | 584 |
| 5. BHARATPUR | 17758 | 1004 | 756 | 0 | 0 | 0 | 20 | 1650 | 312 | 1982 |
| 6. BHILWARA | 16454 | 623 | 915 | 0 | 15 | 0 | 0 | 2908 | 444 | 3367 |
| 7. BIKANER* | 8849 | 181 | 222 | 0 | 35 | 0 | 55 | 961 | 161 | 1212 |
| 8. BUNDI* | 7216 | 379 | 141 | 0 | 20 | 0 | 45 | 916 | 99 | 1080 |
| 9. CHITTORGARH | 20342 | 727 | 748 | 0 | 15 | 0 | 40 | 4742 | 194 | 4991 |
| 10. CHURU | 10399 | 144 | 311 | 0 | 10 | 0 | 184 | 1248 | 0 | 1442 |
| 11. DAUSA | 7635 | 845 | 123 | 1050 | 0 | 0 | 0 | 0 | 62 | 62 |
| 12. DUNGARPUR | 9404 | 586 | 606 | 0 | 0 | 0 | 60 | 2686 | 122 | 2868 |
| 13. GANGANAGAR* | 37642 | 695 | 596 | 0 | 55 | 0 | 0 | 4402 | 611 | 5068 |
| 14. HANUMANGARH | N. A. | N. A. | N. A. | N. A. | N. A. | N. A. | N. A. | N. A. | N. A. | 0 |
| 15. JAIPUR | 22395 | 805 | 301 | 168 | 25 | 0 | 266 | 7188 | 35 | 7514 |
| 16. JAISALMER* | 4799 | 144 | 51 | 0 | 0 | 0 | 0 | 615 | 81 | 696 |
| 17. JALORE | 17869 | 436 | 215 | 0 | 2 | 0 | 0 | 1900 | 284 | 2186 |
| 18. JHALAWAR | 15767 | 1326 | 433 | 0 | 30 | 0 | 0 | 3000 | 336 | 3366 |
| 19. JHUNJHUNU | 12501 | 807 | 220 | 140 | 17 | 0 | 0 | 1073 | 209 | 1299 |
| 20. JODHPUR | 25160 | 742 | 398 | 0 | 168 | 0 | 67 | 7902 | 166 | 8303 |
| 21. KOTA | 30074 | 2080 | 788 | 0 | 20 | 0 | 0 | 3954 | 232 | 4206 |
| 22. NAGAUUR | 19831 | 1091 | 282 | 0 | 0 | 296 | 2249 | 12 | 0 | 2557 |
| 23. PALI | 25475 | 1144 | 99 | 0 | 0 | 0 | 147 | 6471 | 216 | 6834 |
| 24. SAWAI MADHOPUR* | 16126 | 1857 | 837 | 0 | 0 | 0 | 0 | 1431 | 255 | 1686 |
| 25. SIKAR | 23883 | 2215 | 608 | 0 | 105 | 0 | 0 | 3529 | 249 | 3883 |
| 26. SIROHI | 10439 | 505 | 248 | 0 | 2 | 0 | 0 | 2540 | 77 | 2619 |
| 27. TONK | 18084 | 1595 | 0 | 0 | 13 | 0 | 0 | 1819 | 246 | 2078 |
| 28. UDAIPUR | 20080 | 1391 | 413 | 0 | 40 | 0 | 0 | 1150 | 5043 | 6233 |
| STATE TOTAL : | 469963 | 23571 | 13258 | 9722 | 633 | 296 | 3167 | 66621 | 10150 | 80867 |

**DISTRICT CENTRAL COOPERATIVE BANKS
(BANKWISE AND CONSOLIDATED)**

16. RAJASTHAN
(AS ON 31st MARCH)

**TABLE - VI (A)
LOANS ISSUED - SHORT TERM AGRICULTURAL
AND SHORT TERM NON-AGRICULTURAL
DURING 2005-2006**

(Rs. IN LAKHS)

| NAME OF THE DISTRICT CENTRAL COOPERATIVE BANKS IN THE STATE | SHORT TERM AGRICULTURAL | | | | SHORT TERM NON-AGRICULTURAL | | | |
|--|--|--------------------------|---------------------------------------|------------------------------------|-----------------------------|---------------------------|--------|--|
| | SEASONAL AGRICULTURAL OPERATIONS | MARKETING OF CROPS | OTHERS INCLUDING SUPPLY & DIST. | TOTAL S. T. AGRI. (44 TO 46) | INDUSTRIAL PURPOSES | CONSUMP- TION LOANS | OTHERS | TOTAL S. T. NON-AGRI. (48 TO 50) |
| 1 | 44 | 45 | 46 | 47 | 48 | 49 | 50 | 51 |
| 1. AJMER | 5180 | 0 | 756 | 5936 | 0 | 0 | 1652 | 1652 |
| 2. ALWAR | 10396 | 190 | 665 | 11251 | 0 | 0 | 0 | 0 |
| 3. BANSWARA | 4046 | 0 | 2 | 4048 | 0 | 108 | 225 | 333 |
| 4. BARMER | 13495 | 0 | 721 | 14216 | 0 | 0 | 1108 | 1108 |
| 5. BHARATPUR | 8302 | 399 | 0 | 8701 | 0 | 0 | 0 | 0 |
| 6. BHILWARA | 6111 | 0 | 97 | 6208 | 0 | 0 | 688 | 688 |
| 7. BIKANER* | 4443 | 68 | 0 | 4511 | 0 | 0 | 237 | 237 |
| 8. BUNDI* | 1954 | 0 | 0 | 1954 | 0 | 0 | 662 | 662 |
| 9. CHITTORGARH | 8003 | 0 | 141 | 8144 | 199 | 2710 | 40 | 2949 |
| 10. CHURU | 4517 | 47 | 0 | 4564 | 0 | 0 | 133 | 133 |
| 11. DAUSA | 5268 | 0 | 0 | 5268 | 0 | 0 | 1763 | 1763 |
| 12. DUNGARPUR | 1644 | 0 | 0 | 1644 | 0 | 0 | 964 | 964 |
| 13. GANGANAGAR* | 27762 | 350 | 0 | 28112 | 555 | 0 | 1649 | 2204 |
| 14. HANUMANGARH | N. A. | N. A. | N. A. | 0 | N. A. | N. A. | N. A. | 0 |
| 15. JAIPUR | 12179 | 558 | 1310 | 14047 | 0 | 0 | 1407 | 1407 |
| 16. JAISALMER* | 927 | 0 | 0 | 927 | 0 | 0 | 0 | 0 |
| 17. JALORE | 8760 | 0 | 0 | 8760 | 0 | 0 | 310 | 310 |
| 18. JHALAWAR | 7217 | 0 | 0 | 7217 | 0 | 0 | 0 | 0 |
| 19. JHUNJHUNU | 8211 | 0 | 0 | 8211 | 0 | 0 | 303 | 303 |
| 20. JODHPUR | 11320 | 104 | 0 | 11424 | 0 | 0 | 0 | 0 |
| 21. KOTA | 10830 | 0 | 0 | 10830 | 0 | 0 | 3091 | 3091 |
| 22. NAGAU | 6775 | 0 | 0 | 6775 | 0 | 0 | 704 | 704 |
| 23. PALI | 9577 | 0 | 425 | 10002 | 0 | 0 | 1212 | 1212 |
| 24. SAWAI MADHOPUR* | 10043 | 0 | 0 | 10043 | 0 | 0 | 0 | 0 |
| 25. SIKAR | 13973 | 0 | 1529 | 15502 | 0 | 0 | 0 | 0 |
| 26. SIROHI | 4288 | 0 | 0 | 4288 | 41 | 0 | 0 | 41 |
| 27. TONK | 6871 | 339 | 0 | 7210 | 405 | 0 | 274 | 679 |
| 28. UDAIPUR | N. A. | N. A. | N. A. | 0 | N. A. | N. A. | N. A. | 0 |
| STATE TOTAL : | 212092 | 2055 | 5646 | 219793 | 1200 | 2818 | 16422 | 20440 |

**DISTRICT CENTRAL COOPERATIVE BANKS
(BANKWISE AND CONSOLIDATED)**

16. RAJASTHAN

(AS ON 31st MARCH)

**TABLE - VI (B)
LOANS ISSUED - MEDIUM TERM AGRICULTURAL
AND MEDIUM TERM NON-AGRICULTURAL
DURING 2005-2006**

(Rs. IN LAKHS)

| NAME OF THE DISTRICT CENTRAL COOPERATIVE BANKS IN THE STATE | MEDIUM TERM AGRICULTURAL | | | | MEDIUM TERM NON-AGRICULTURAL | | | OTHER LOANS & ADVANCES | TOTAL LOANS & ADVANCES (47+51+55+58+59) |
|--|--------------------------|---------------------|--------|-----------------------------------|------------------------------|--------|--|---------------------------|---|
| | MINOR IRRIGATION | ANIMAL HUSBANDRY | OTHERS | TOTAL M. T. AGRI (52 TO 54) | PURCHASE OF SHARES | OTHERS | TOTAL M. T. NON-AGRI. (56 TO 57) | | |
| 1 | 52 | 53 | 54 | 55 | 56 | 57 | 58 | 59 | 60 |
| 1. AJMER | 0 | 0 | 602 | 602 | 0 | 556 | 556 | 527 | 9273 |
| 2. ALWAR | 0 | 777 | 294 | 1071 | 0 | 101 | 101 | 1143 | 13566 |
| 3. BANSWARA | 0 | 0 | 373 | 373 | 0 | 237 | 237 | 25 | 5016 |
| 4. BARMER | 0 | 0 | 963 | 963 | 0 | 784 | 784 | 0 | 17071 |
| 5. BHARATPUR | 675 | 25 | 122 | 822 | 0 | 92 | 92 | 389 | 10004 |
| 6. BHILWARA | 8 | 42 | 406 | 456 | 0 | 822 | 822 | 56 | 8230 |
| 7. BIKANER* | 24 | 0 | 1183 | 1207 | 0 | 81 | 81 | 0 | 6036 |
| 8. BUNDI* | 23 | 0 | 32 | 55 | 0 | 84 | 84 | 0 | 2755 |
| 9. CHITTORGARH | 100 | 12 | 790 | 902 | 0 | 945 | 945 | 0 | 12940 |
| 10. CHURU | 1 | 0 | 422 | 423 | 0 | 104 | 104 | 342 | 5566 |
| 11. DAUSA | 0 | 0 | 36 | 36 | 0 | 144 | 144 | 0 | 7211 |
| 12. DUNGARPUR | 77 | 9 | 96 | 182 | 0 | 287 | 287 | 61 | 3138 |
| 13. GANGANAGAR* | 127 | 23 | 542 | 692 | 0 | 213 | 213 | 2471 | 33692 |
| 14. HANUMANGARH | N. A. | N. A. | N. A. | 0 | N. A. | N. A. | 0 | N. A. | 0 |
| 15. JAIPUR | 0 | 0 | 890 | 890 | 0 | 509 | 509 | 213 | 17066 |
| 16. JAISALMER* | 9 | 0 | 12 | 21 | 0 | 13 | 13 | 465 | 1426 |
| 17. JALORE | 17 | 0 | 1259 | 1276 | 0 | 1202 | 1202 | 245 | 11793 |
| 18. JHALAWAR | 0 | 4 | 70 | 74 | 0 | 99 | 99 | 1141 | 8531 |
| 19. JHUNJHUNU | 0 | 132 | 175 | 307 | 0 | 123 | 123 | 232 | 9176 |
| 20. JODHPUR | 230 | 0 | 0 | 230 | 0 | 954 | 954 | 354 | 12962 |
| 21. KOTA | 0 | 0 | 62 | 62 | 0 | 466 | 466 | 800 | 15249 |
| 22. NAGAU | 103 | 8 | 197 | 308 | 0 | 180 | 180 | 77 | 8044 |
| 23. PALI | 13 | 21 | 493 | 527 | 0 | 1520 | 1520 | 15 | 13276 |
| 24. SAWAI MADHOPUR* | 0 | 0 | 706 | 706 | 0 | 29 | 29 | 1158 | 11936 |
| 25. SIKAR | 0 | 0 | 286 | 286 | 0 | 104 | 104 | 840 | 16732 |
| 26. SIROHI | 0 | 5 | 245 | 250 | 0 | 464 | 464 | 1115 | 6158 |
| 27. TONK | 8 | 0 | 349 | 357 | 0 | 370 | 370 | 1466 | 10082 |
| 28. UDAIPUR | N. A. | N. A. | N. A. | 0 | N. A. | N. A. | 0 | N. A. | 0 |
| STATE TOTAL : | 1415 | 1058 | 10605 | 13078 | 0 | 10483 | 10483 | 13135 | 276929 |

**DISTRICT CENTRAL COOPERATIVE BANKS
(BANKWISE AND CONSOLIDATED)**

16. RAJASTHAN

(AS ON 31st MARCH)

**TABLE - VII (A)
LOANS OUTSTANDING - SHORT TERM AGRICULTURAL
AND SHORT TERM NON-AGRICULTURAL
DURING 2005-2006**

(Rs. IN LAKHS)

| NAME OF THE DISTRICT CENTRAL COOPERATIVE BANKS IN THE STATE | SHORT TERM AGRICULTURAL | | | | SHORT TERM NON-AGRICULTURAL | | | |
|--|--|--------------------------|---------------------------------------|------------------------------------|-----------------------------|---------------------------|--------|--|
| | SEASONAL AGRICULTURAL OPERATIONS | MARKETING OF CROPS | OTHERS INCLUDING SUPPLY & DIST. | TOTAL S. T. AGRI. (61 TO 63) | INDUSTRIAL PURPOSES | CONSUMP- TION LOANS | OTHERS | TOTAL S. T. NON-AGRI. (65 TO 67) |
| 1 | 61 | 62 | 63 | 64 | 65 | 66 | 67 | 68 |
| 1. AJMER | 4516 | 0 | 39 | 4555 | 0 | 0 | 229 | 229 |
| 2. ALWAR | 10716 | 184 | 11 | 10911 | 0 | 0 | 0 | 0 |
| 3. BANSWARA | 3742 | 0 | 2 | 3744 | 0 | 38 | 191 | 229 |
| 4. BARMER | 8790 | 0 | 677 | 9467 | 0 | 0 | 1456 | 1456 |
| 5. BHARATPUR | 9076 | 226 | 0 | 9302 | 0 | 0 | 0 | 0 |
| 6. BHILWARA | 6004 | 0 | 88 | 6092 | 0 | 0 | 509 | 509 |
| 7. BIKANER* | 3244 | 34 | 0 | 3278 | 0 | 0 | 114 | 114 |
| 8. BUNDI* | 1870 | 0 | 0 | 1870 | 0 | 0 | 195 | 195 |
| 9. CHITTORGARH | 6373 | 0 | 141 | 6514 | 199 | 943 | 18 | 1160 |
| 10. CHURU | 3747 | 38 | 0 | 3785 | 0 | 0 | 59 | 59 |
| 11. DAUSA | 4306 | 0 | 0 | 4306 | 0 | 0 | 505 | 505 |
| 12. DUNGARPUR | 1797 | 0 | 0 | 1797 | 0 | 0 | 801 | 801 |
| 13. GANGANAGAR* | 19077 | 518 | 0 | 19595 | 311 | 0 | 1214 | 1525 |
| 14. HANUMANGARH | N. A. | N. A. | N. A. | 0 | N. A. | N. A. | N. A. | 0 |
| 15. JAIPUR | 8834 | 524 | 196 | 9554 | 0 | 0 | 621 | 621 |
| 16. JAISALMER* | 1019 | 0 | 0 | 1019 | 0 | 0 | 0 | 0 |
| 17. JALORE | 7386 | 0 | 0 | 7386 | 0 | 0 | 230 | 230 |
| 18. JHALAWAR | 5747 | 0 | 0 | 5747 | 0 | 0 | 0 | 0 |
| 19. JHUNJHUNU | 6392 | 0 | 0 | 6392 | 0 | 0 | 267 | 267 |
| 20. JODHPUR | 10799 | 104 | 0 | 10903 | 0 | 0 | 0 | 0 |
| 21. KOTA | 11724 | 0 | 0 | 11724 | 0 | 0 | 670 | 670 |
| 22. NAGAU | 6054 | 0 | 0 | 6054 | 0 | 0 | 689 | 689 |
| 23. PALI | 8118 | 0 | 74 | 8192 | 0 | 0 | 1080 | 1080 |
| 24. SAWAI MADHOPUR* | 6200 | 0 | 0 | 6200 | 0 | 0 | 0 | 0 |
| 25. SIKAR | 12131 | 0 | 1548 | 13679 | 0 | 0 | 0 | 0 |
| 26. SIROHI | 2992 | 0 | 0 | 2992 | 89 | 0 | 0 | 89 |
| 27. TONK | 6262 | 1024 | 0 | 7286 | 327 | 0 | 1094 | 1421 |
| 28. UDAIPUR | 3739 | 0 | 0 | 3739 | 0 | 0 | 983 | 983 |
| STATE TOTAL : | 180655 | 2652 | 2776 | 186083 | 926 | 981 | 10925 | 12832 |

**DISTRICT CENTRAL COOPERATIVE BANKS
(BANKWISEWISE AND CONSOLIDATEI
16. RAJASTHAN
(AS ON 31st MARCH)**

**TABLE - VII (B)
LOANS OUTSTANDING - MEDIUM TERM AGRICULTURAL
AND MEDIUM TERM NON-AGRICULTURAL
DURING 2005-2006**

(Rs. IN LAKHS)

| NAME OF THE STATES (DISTRICT CENTRAL COOPERATIVE BANKS STATE WISE TOTAL) | MEDIUM TERM AGRICULTURAL | | | | MEDIUM TERM NON-AGRICULTURAL | | | OTHER LOANS OUTSTANDING | TOTAL LOANS OUTSTANDING (64+68+72+75+76) |
|---|--------------------------|---------------------|--------|-----------------------------------|------------------------------|--------|--|----------------------------|--|
| | MINOR IRRIGATION | ANIMAL HUSBANDRY | OTHERS | TOTAL M. T. AGR. (69 TO 71) | PURCHASE OF SHARES | OTHERS | TOTAL M. T. NON-AGRI. (73 TO 74) | | |
| 1 | 69 | 70 | 71 | 72 | 73 | 74 | 75 | 76 | 77 |
| 1. AJMER | 0 | 0 | 3446 | 3446 | 0 | 118 | 118 | 382 | 8730 |
| 2. ALWAR | 25 | 32 | 2537 | 2594 | 0 | 206 | 206 | 503 | 14214 |
| 3. BANSWARA | 1 | 0 | 2341 | 2342 | 0 | 376 | 376 | 63 | 6754 |
| 4. BARMER | 0 | 0 | 3036 | 3036 | 0 | 1276 | 1276 | 0 | 15235 |
| 5. BHARATPUR | 1557 | 267 | 270 | 2094 | 1 | 515 | 516 | 246 | 12158 |
| 6. BHILWARA | 38 | 73 | 1770 | 1881 | 0 | 1602 | 1602 | 97 | 10181 |
| 7. BIKANER* | 102 | 0 | 2594 | 2696 | 0 | 254 | 254 | 0 | 6342 |
| 8. BUNDI* | 220 | 0 | 1749 | 1969 | 0 | 111 | 111 | 0 | 4145 |
| 9. CHITTORGARH | 136 | 70 | 2515 | 2721 | 0 | 1721 | 1721 | 18 | 12134 |
| 10. CHURU | 55 | 0 | 3443 | 3498 | 0 | 249 | 249 | 151 | 7742 |
| 11. DAUSA | 0 | 0 | 107 | 107 | 0 | 230 | 230 | 0 | 5148 |
| 12. DUNGARPUR | 148 | 9 | 1238 | 1395 | 0 | 654 | 654 | 150 | 4797 |
| 13. GANGANAGAR* | 436 | 98 | 4550 | 5084 | 0 | 401 | 401 | 1207 | 27812 |
| 14. HANUMANGARH | N. A. | N. A. | N. A. | 0 | N. A. | N. A. | 0 | N. A. | 0 |
| 15. JAIPUR | 0 | 0 | 1117 | 1117 | 0 | 870 | 870 | 353 | 12515 |
| 16. JAISALMER* | 254 | 8 | 854 | 1116 | 0 | 20 | 20 | 445 | 2600 |
| 17. JALORE | 109 | 0 | 3443 | 3552 | 0 | 2159 | 2159 | 484 | 13811 |
| 18. JHALAWAR | 8 | 21 | 2091 | 2120 | 0 | 659 | 659 | 172 | 8698 |
| 19. JHUNJHUNU | 123 | 232 | 1768 | 2123 | 0 | 207 | 207 | 306 | 9295 |
| 20. JODHPUR | 633 | 0 | 0 | 633 | 0 | 1851 | 1851 | 484 | 13871 |
| 21. KOTA | 273 | 0 | 5046 | 5319 | 0 | 945 | 945 | 1874 | 20532 |
| 22. NAGAU | 5847 | 17 | 777 | 6641 | 0 | 409 | 409 | 173 | 13966 |
| 23. PALI | 53 | 72 | 3881 | 4006 | 0 | 2463 | 2463 | 51 | 15792 |
| 24. SAWAI MADHOPUR* | 0 | 0 | 3061 | 3061 | 0 | 129 | 129 | 937 | 10327 |
| 25. SIKAR | 0 | 0 | 1162 | 1162 | 0 | 762 | 762 | 601 | 16204 |
| 26. SIROHI | 3 | 13 | 1332 | 1348 | 957 | 0 | 957 | 1258 | 6644 |
| 27. TONK | 192 | 0 | 2173 | 2365 | 0 | 990 | 990 | 971 | 13033 |
| 28. UDAIPUR | 0 | 0 | 3868 | 3868 | 0 | 2239 | 2239 | 147 | 10976 |
| STATE TOTAL : | 10213 | 912 | 60169 | 71294 | 958 | 21416 | 22374 | 11073 | 303656 |

**DISTRICT CENTRAL COOPERATIVE BANKS
(BANKWISE AND CONSOLIDATED)
16. RAJASTHAN
(AS ON 31st MARCH)**

**TABLE - VIII
PURPOSE WISE DEMAND AND COLLECTION
DURING 2005-2006**

(Rs. IN LAKHS)

| NAME OF THE STATES (DISTRICT CENTRAL COOPERATIVE BANKS STATE WISE TOTAL) | DETAILS OF DEMAND | | | | | | DETAILS OF COLLECTION | | | | | |
|---|-------------------|-----------------------|-------------------|-----------------------|--------|---------------------|-----------------------|-----------------------|-------------------|-----------------------|--------|---------------------|
| | SHORT TERM | | MEDIUM TERM | | OTHERS | TOTAL (78 TO 82) | SHORT TERM | | MEDIUM TERM | | OTHERS | TOTAL (84 TO 88) |
| | AGRI- CULTURAL | NON-AGRI- CULTURAL | AGRI- CULTURAL | NON-AGRI- CULTURAL | | | AGRI- CULTURAL | NON-AGRI- CULTURAL | AGRI- CULTURAL | NON-AGRI- CULTURAL | | |
| 1 | 78 | 79 | 80 | 81 | 82 | 83 | 84 | 85 | 86 | 87 | 88 | 89 |
| 1. AJMER | 3590 | 141 | 1767 | 261 | 0 | 5759 | 3346 | 27 | 1472 | 125 | 0 | 4970 |
| 2. ALWAR | 17009 | 102 | 2162 | 75 | 25 | 19373 | 9017 | 41 | 856 | 27 | 0 | 9941 |
| 3. BANSWARA | 2806 | 367 | 1619 | 124 | 23 | 4939 | 2580 | 360 | 1004 | 113 | 23 | 4080 |
| 4. BARMER | 13778 | 91 | 1788 | 111 | 0 | 15768 | 13751 | 33 | 1715 | 104 | 0 | 15603 |
| 5. BHARATPUR | 10536 | 0 | 984 | 628 | 0 | 12148 | 6912 | 0 | 494 | 52 | 0 | 7458 |
| 6. BHILWARA | 4621 | 834 | 1770 | 308 | 0 | 7533 | 4044 | 759 | 1244 | 239 | 0 | 6286 |
| 7. BIKANER* | 6626 | 267 | 676 | 83 | 0 | 7652 | 4362 | 63 | 314 | 49 | 0 | 4788 |
| 8. BUNDI* | 1728 | 33 | 1054 | 26 | 0 | 2841 | 1049 | 22 | 531 | 12 | 0 | 1614 |
| 9. CHITTORGARH | 7672 | 0 | 1931 | 944 | 928 | 11475 | 5795 | 0 | 1279 | 676 | 832 | 8582 |
| 10. CHURU | 3494 | 48 | 2263 | 118 | 0 | 5923 | 2837 | 44 | 1821 | 52 | 0 | 4754 |
| 11. DAUSA | 4215 | 94 | 66 | 39 | 368 | 4782 | 1596 | 20 | 37 | 17 | 208 | 1878 |
| 12. DUNGARPUR | 1172 | 249 | 682 | 133 | 30 | 2266 | 942 | 226 | 344 | 74 | 7 | 1593 |
| 13. GANGANAGAR* | 29947 | 0 | 0 | 79 | 1495 | 31521 | 24112 | 0 | 0 | 27 | 975 | 25114 |
| 14. HANUMANGARH | N. A. | N. A. | N. A. | N. A. | N. A. | 0 | N. A. | N. A. | N. A. | N. A. | N. A. | 0 |
| 15. JAIPUR | 14310 | 226 | 1696 | 701 | 174 | 17107 | 10865 | 64 | 1410 | 343 | 173 | 12855 |
| 16. JAISALMER* | 1184 | 0 | 564 | 22 | 137 | 1907 | 680 | 0 | 205 | 14 | 91 | 990 |
| 17. JALORE | 8485 | 0 | 1600 | 1000 | 0 | 11085 | 7731 | 0 | 1301 | 767 | 0 | 9799 |
| 18. JHALAWAR | 10191 | 0 | 2401 | 1313 | 8 | 13913 | 5821 | 0 | 1019 | 1158 | 0 | 7998 |
| 19. JHUNJHUNU | 9713 | 316 | 2243 | 148 | 0 | 12420 | 6753 | 215 | 1419 | 57 | 0 | 8444 |
| 20. JODHPUR | 12839 | 300 | 0 | 491 | 0 | 13630 | 12188 | 196 | 0 | 319 | 0 | 12703 |
| 21. KOTA | 16406 | 0 | 4073 | 765 | 2245 | 23489 | 9127 | 0 | 2238 | 211 | 939 | 12515 |
| 22. NAGAU | 7303 | 268 | 3981 | 251 | 1 | 11804 | 4982 | 120 | 2120 | 102 | 0 | 7324 |
| 23. PALI | 6467 | 1648 | 2672 | 1147 | 481 | 12415 | 5726 | 1206 | 2270 | 442 | 426 | 10070 |
| 24. SAWAI MADHOPUR* | 9949 | 0 | 2327 | 88 | 860 | 13224 | 7785 | 0 | 1718 | 21 | 746 | 10270 |
| 25. SIKAR | 20283 | 0 | 0 | 471 | 183 | 20937 | 14389 | 0 | 0 | 263 | 41 | 14693 |
| 26. SIROHI | 4013 | 86 | 740 | 163 | 314 | 5316 | 3285 | 48 | 608 | 100 | 249 | 4290 |
| 27. TONK | 0 | 9968 | 2111 | 1450 | 0 | 13529 | 0 | 5448 | 1450 | 544 | 0 | 7442 |
| 28. UDAIPUR | 3008 | 1090 | 2594 | 1115 | 0 | 7807 | 2531 | 1059 | 1926 | 727 | 0 | 6243 |
| STATE TOTAL : | 231345 | 16128 | 43764 | 12054 | 7272 | 310563 | 172206 | 9951 | 28795 | 6635 | 4710 | 222297 |

DISTRICT CENTRAL COOPERATIVE BANKS

(BANKWISE AND CONSOLIDATED) PURPOSE WISE BALANCES (OVERDUES) AND % OF OVERDUES TO DEMAND

16. RAJASTHAN

(AS ON 31st MARCH)

TABLE - IX

DURING 2005-2006

(Rs. IN LAKHS)

(PERCENTAGE %)

| NAME OF THE STATES (DISTRICT CENTRAL COOPERATIVE BANKS STATE WISE TOTAL) | DETAILS OF BALANCES (OVERDUES) | | | | | | PERCENTAGE OF OVERDUES TO DEMAND | | | | | |
|---|--------------------------------|-----------------------|-------------------|-----------------------|--------|---------------------|----------------------------------|-----------------------|-------------------|-----------------------|--------|-------|
| | SHORT TERM | | MEDIUM TERM | | OTHERS | TOTAL (90 TO 94) | SHORT TERM | | MEDIUM TERM | | OTHERS | TOTAL |
| | AGRI- CULTURAL | NON-AGRI- CULTURAL | AGRI- CULTURAL | NON-AGRI- CULTURAL | | | AGRI- CULTURAL | NON-AGRI- CULTURAL | AGRI- CULTURAL | NON-AGRI- CULTURAL | | |
| 1 | 90 | 91 | 92 | 93 | 94 | 95 | 96 | 97 | 98 | 99 | 100 | 101 |
| 1. AJMER | 244 | 114 | 295 | 136 | 0 | 789 | 6.80 | 80.85 | 16.69 | 52.11 | 0.00 | 13.70 |
| 2. ALWAR | 7992 | 61 | 1306 | 48 | 25 | 9432 | 46.99 | 59.80 | 60.41 | 64.00 | 100.00 | 48.69 |
| 3. BANSWARA | 226 | 7 | 615 | 11 | 0 | 859 | 8.05 | 1.91 | 37.99 | 8.87 | 0.00 | 17.39 |
| 4. BARMER | 27 | 58 | 73 | 7 | 0 | 165 | 0.20 | 63.74 | 4.08 | 6.31 | 0.00 | 1.05 |
| 5. BHARATPUR | 3624 | 0 | 490 | 576 | 0 | 4690 | 34.40 | 0.00 | 49.80 | 91.72 | 0.00 | 38.61 |
| 6. BHILWARA | 577 | 75 | 526 | 69 | 0 | 1247 | 12.49 | 8.99 | 29.72 | 22.40 | 0.00 | 16.55 |
| 7. BIKANER* | 2264 | 204 | 362 | 34 | 0 | 2864 | 34.17 | 76.40 | 53.55 | 40.96 | 0.00 | 37.43 |
| 8. BUNDI* | 679 | 11 | 523 | 14 | 0 | 1227 | 39.29 | 33.33 | 49.62 | 53.85 | 0.00 | 43.19 |
| 9. CHITTORGARH | 1877 | 0 | 652 | 268 | 96 | 2893 | 24.47 | 0.00 | 33.76 | 28.39 | 10.34 | 25.21 |
| 10. CHURU | 657 | 4 | 442 | 66 | 0 | 1169 | 18.80 | 8.33 | 19.53 | 55.93 | 0.00 | 19.74 |
| 11. DAUSA | 2619 | 74 | 29 | 22 | 160 | 2904 | 62.14 | 78.72 | 43.94 | 56.41 | 43.48 | 60.73 |
| 12. DUNGARPUR | 230 | 23 | 338 | 59 | 23 | 673 | 19.62 | 9.24 | 49.56 | 44.36 | 76.67 | 29.70 |
| 13. GANGANAGAR* | 5835 | 0 | 0 | 52 | 520 | 6407 | 19.48 | 0.00 | 0.00 | 65.82 | 34.78 | 20.33 |
| 14. HANUMANGARH | 0 | 0 | 0 | 0 | 0 | 0 | 0.00 | 0.00 | 0.00 | 0.00 | 0.00 | 0.00 |
| 15. JAIPUR | 3445 | 162 | 286 | 358 | 1 | 4252 | 24.07 | 71.68 | 16.86 | 51.07 | 0.57 | 24.86 |
| 16. JAISALMER* | 504 | 0 | 359 | 8 | 46 | 917 | 42.57 | 0.00 | 63.65 | 36.36 | 33.58 | 48.09 |
| 17. JALORE | 754 | 0 | 299 | 233 | 0 | 1286 | 8.89 | 0.00 | 18.69 | 23.30 | 0.00 | 11.60 |
| 18. JHALAWAR | 4370 | 0 | 1382 | 155 | 8 | 5915 | 42.88 | 0.00 | 57.56 | 11.81 | 100.00 | 42.51 |
| 19. JHUNJHUNU | 2960 | 101 | 824 | 91 | 0 | 3976 | 30.47 | 31.96 | 36.74 | 61.49 | 0.00 | 32.01 |
| 20. JODHPUR | 651 | 104 | 0 | 172 | 0 | 927 | 5.07 | 34.67 | 0.00 | 35.03 | 0.00 | 6.80 |
| 21. KOTA | 7279 | 0 | 1835 | 554 | 1306 | 10974 | 44.37 | 0.00 | 45.05 | 72.42 | 58.17 | 46.72 |
| 22. NAGAU | 2321 | 148 | 1861 | 149 | 1 | 4480 | 31.78 | 55.22 | 46.75 | 59.36 | 100.00 | 37.95 |
| 23. PALI | 741 | 442 | 402 | 705 | 55 | 2345 | 11.46 | 26.82 | 15.04 | 61.46 | 11.43 | 18.89 |
| 24. SAWAI MADHOPUR* | 2164 | 0 | 609 | 67 | 114 | 2954 | 21.75 | 0.00 | 26.17 | 76.14 | 13.26 | 22.34 |
| 25. SIKAR | 5894 | 0 | 0 | 208 | 142 | 6244 | 29.06 | 0.00 | 0.00 | 44.16 | 77.60 | 29.82 |
| 26. SIROHI | 728 | 38 | 132 | 63 | 65 | 1026 | 18.14 | 44.19 | 17.84 | 38.65 | 20.70 | 19.30 |
| 27. TONK | 0 | 4520 | 661 | 906 | 0 | 6087 | 0.00 | 45.35 | 31.31 | 62.48 | 0.00 | 44.99 |
| 28. UDAIPUR | 477 | 31 | 668 | 388 | 0 | 1564 | 15.86 | 2.84 | 25.75 | 34.80 | 0.00 | 20.03 |
| STATE TOTAL : | 59139 | 6177 | 14969 | 5419 | 2562 | 88266 | 25.56 | 38.30 | 34.20 | 44.96 | 35.23 | 28.42 |

DISTRICT CENTRAL COOPERATIVE BANKS

TABLE - X

(BANKWISE AND CONSOLIDATED)

COST OF MANAGEMENT, NUMBER OF EMPLOYEES, PROFIT/LOSS AND

16. RAJASTHAN

DIVIDEND DECLARED, BRANCHES WORKING IN PROFIT/LOSS

(AS ON 31st MARCH)

DURING 2005-2006

(Rs. IN LAKHS)

| NAME OF THE STATES (DISTRICT CENTRAL COOPERATIVE BANKS STATE WISE TOTAL) | COST OF MANAGEMENT | | | TOTAL NO. OF EMPLOYEES | COST OF MGMT. PER EMPLOYEE | COST OF MGMT. TO WORKING CAP. (%) | BANKS IN PROFIT (+) LOSS (-) | DIVIDEND DECLARED (%) | BRANCHES WORKING AT | | AUDIT CLASSI- FICATION (A/B/C/D/. GOVT.) |
|---|--------------------|-------------------|-------|---------------------------|----------------------------------|--|------------------------------------|-----------------------------|---------------------|------------------|--|
| | SALARIES | OTHER EXPENCES | TOTAL | | | | | | PROFIT (NUMBER) | LOSS (NUMBER) | |
| 1 | 102 | 103 | 104 | 105 | 106 | 107 | 108 | 104 | 110 | 111 | 112 |
| 1. AJMER | 233 | 57 | 290 | 72 | 4.03 | 2.02 | 118 | 0 | 12 | 1 | C |
| 2. ALWAR | 236 | 163 | 399 | 95 | 4.20 | 1.91 | 812 | 0 | 15 | 0 | B |
| 3. BANSWARA | 100 | 32 | 132 | 55 | 2.40 | 1.30 | 140 | 0 | 7 | 0 | B |
| 4. BARMER | 315 | 77 | 392 | 120 | 3.27 | 1.48 | 415 | 7 | 22 | 0 | B |
| 5. BHARATPUR | 202 | 55 | 257 | 70 | 3.67 | 1.45 | 250 | 0 | 14 | 0 | D |
| 6. BHILWARA | 221 | 66 | 287 | 102 | 2.81 | 1.74 | 138 | 0 | 17 | 0 | B |
| 7. BIKANER* | 130 | 33 | 163 | 64 | 2.55 | 1.84 | 170 | 0 | 10 | 0 | B |
| 8. BUNDI* | 133 | 23 | 156 | 71 | 2.20 | 2.16 | 125 | 0 | 10 | 1 | D |
| 9. CHITTORGARH | 236 | 73 | 309 | 88 | 3.51 | 1.52 | 338 | 0 | 18 | 0 | A |
| 10. CHURU | 159 | 39 | 198 | 67 | 2.96 | 1.90 | 202 | 0 | 10 | 0 | C |
| 11. DAUSA | 65 | 27 | 92 | 23 | 4.00 | 1.20 | 46 | 0 | 6 | 0 | C |
| 12. DUNGARPUR | 117 | 29 | 146 | 50 | 2.92 | 1.55 | 89 | 0 | 9 | 0 | B |
| 13. GANGANAGAR* | 474 | 251 | 725 | 259 | 2.80 | 1.93 | 160 | 0 | 32 | 2 | B |
| 14. HANUMANGARH | N. A. | N. A. | 0 | N. A. | 0.00 | 0.00 | 0 | N. A. | N. A. | N. A. | N.A. |
| 15. JAIPUR | 282 | 67 | 349 | 107 | 3.26 | 1.56 | 104 | 0 | 18 | 0 | B |
| 16. JAISALMER* | 26 | 16 | 42 | 27 | 1.56 | 0.88 | 57 | 0 | 5 | 0 | D |
| 17. JALORE | 147 | 74 | 221 | 70 | 3.16 | 1.24 | 400 | 0 | 11 | 1 | B |
| 18. JHALAWAR | 158 | 58 | 216 | 75 | 2.88 | 1.37 | 216 | 0 | 14 | 0 | B |
| 19. JHUNJHUNU | 163 | 59 | 222 | 74 | 3.00 | 1.78 | 64 | 0 | 13 | 0 | B |
| 20. JODHPUR | 240 | 216 | 456 | 105 | 4.34 | 1.81 | 383 | 6 | 16 | 0 | A |
| 21. KOTA | 319 | 93 | 412 | 127 | 3.24 | 1.37 | 210 | 0 | 18 | 3 | B |
| 22. NAGAU | 209 | 103 | 312 | 92 | 3.39 | 1.57 | 306 | 0 | 12 | 3 | C |
| 23. PALI | 412 | 88 | 500 | 172 | 2.91 | 1.96 | 307 | 0 | 28 | 0 | B |
| 24. SAWAI MADHOPUR* | 194 | 42 | 236 | 93 | 2.54 | 1.46 | 46 | 0 | 13 | N. A. | B |
| 25. SIKAR | 101 | 94 | 195 | 98 | 1.99 | 0.82 | 863 | 3 | 19 | 0 | A |
| 26. SIROHI | 129 | 52 | 181 | 50 | 3.62 | 1.73 | 98 | 0 | 11 | 0 | B |
| 27. TONK | 158 | 66 | 224 | 62 | 3.61 | 1.24 | 562 | 0 | 9 | 0 | B |
| 28. UDAIPUR | 216 | 64 | 280 | 84 | 3.33 | 1.39 | 396 | 0 | 15 | 0 | B |
| STATE TOTAL : | 5375 | 2017 | 7392 | 2372 | 3.12 | 1.57 | (+) 7,015 (-) 0 | 16 | 384 | 11 | NOT COMPILED |

**DISTRICT CENTRAL COOPERATIVE BANKS
(BANK WISE AND CONSOLIDATED)**

17. TAMIL NADU

(AS ON 31st MARCH)

**TABLE - II
NUMBER OF OFFICES, MEMBERSHIP, SHARE CAPITAL
AND RESERVE FUNDS
DURING 2005-2006**

(Rs. IN LAKHS)

| NAME OF THE DISTRICT CENTRAL COOPERATIVE BANKS IN THE STATE | NUMBER OF OFFICES INCLUDING HEAD OFFICE | MEMBERSHIP (IN NUMBERS) | | | PAID UP SHARE CAPITAL | | | TOTAL SHARE CAPITAL (6 TO 8) | RESERVES AND OTHER FUNDS | | | TOTAL RESERVE FUNDS (10 TO 12) |
|--|---|-------------------------------|------------------|-------------------------------------|---------------------------|--------------------------|--------------------------|---------------------------------------|------------------------------|---|-------------------|---|
| | | COOPE- RATIVE SOCIETIES | INDIVI- DUALS | TOTAL MEMBER SHIP (3 TO 4) | FROM COOPE- RATIVES | FROM GOVERN- MENTS | FROM INDIVI- DUALS | | STATUTORY RESERVE FUND | AGRIL. CREDIT STABILISA- TION FUND | OTHER RESERVES | |
| 1 | 2 | 3 | 4 | 5 | 6 | 7 | 8 | 9 | 10 | 11 | 12 | 13 |
| 1. CHENNAI | 64 | 516 | 0 | 516 | 10309 | 7 | 0 | 10316 | 12597 | 0 | 13084 | 25681 |
| 2. COIMBATORE* | 27 | 1055 | 0 | 1055 | 1632 | 152 | 100 | 1884 | 282 | 225 | 8244 | 8751 |
| 3. CUDDALORE | 25 | 567 | 0 | 567 | 1617 | 218 | 0 | 1835 | 345 | 209 | 2771 | 3325 |
| 4. DHARMAPURI | 40 | 585 | 0 | 585 | 2441 | 862 | 0 | 3303 | 59 | 57 | 22112 | 22228 |
| 5. DINDIGUL | 30 | 628 | 0 | 628 | 1166 | 231 | 0 | 1397 | 183 | 176 | 7826 | 8185 |
| 6. ERODE | 29 | 1241 | 0 | 1241 | 1766 | 123 | 0 | 1889 | 619 | 477 | 2869 | 3965 |
| 7. KANCHEEPURAM | 45 | 761 | 1 | 762 | 1994 | 839 | 0 | 2833 | 419 | 411 | 12526 | 13356 |
| 8. KANYAKUMARI* | 17 | 515 | 0 | 515 | 852 | 237 | 0 | 1089 | 52 | 87 | 1717 | 1856 |
| 9. KUMBAKONAM | 33 | 591 | 0 | 591 | 1496 | 265 | 0 | 1761 | 243 | 396 | 4976 | 5615 |
| 10. MADURAI* | 41 | 930 | 0 | 930 | 1421 | 262 | 0 | 1683 | 365 | 431 | 11317 | 12113 |
| 11. NILGIRIES* | 12 | 298 | 1 | 299 | 527 | 125 | 0 | 652 | 62 | 112 | 1788 | 1962 |
| 12. PADUKKOTTAI | 21 | 245 | 1 | 246 | 919 | 150 | 0 | 1069 | 75 | 119 | 3333 | 3527 |
| 13. RAMANATHAPURAM* | 26 | 452 | 0 | 452 | 610 | 245 | 0 | 855 | 187 | 139 | 4522 | 4848 |
| 14. SALEM | 60 | 1963 | 0 | 1963 | 2360 | 100 | 0 | 2460 | 925 | 1157 | 7588 | 9670 |
| 15. SIVAGANGAI (PASUMPON) | 29 | 359 | 0 | 359 | 960 | 1498 | 0 | 2458 | 121 | 65 | 0 | 186 |
| 16. THANJAVUR* | 21 | 494 | 1 | 495 | 1197 | 300 | 91 | 1588 | 119 | 247 | 3204 | 3570 |
| 17. THIRUVANNAMALAI | 24 | 801 | 1 | 802 | 1381 | 808 | 0 | 2189 | 62 | 85 | 5212 | 5359 |
| 18. THOOTHUKUDI | 17 | 577 | 1 | 578 | 536 | 670 | 0 | 1206 | 45 | 38 | 146 | 229 |
| 19. TIRUCHIRAPALLI | 58 | 994 | 0 | 994 | 2169 | 145 | 0 | 2314 | 239 | 279 | 11595 | 12113 |
| 20. TIRUNELVELI | 27 | 857 | 0 | 857 | 777 | 1150 | 0 | 1927 | 55 | 68 | 6226 | 6349 |
| 21. VELLORE* | 35 | 651 | 1 | 652 | 955 | 208 | 0 | 1163 | 100 | 127 | 1745 | 1972 |
| 22. VILLUPURAM* | 21 | 718 | 0 | 718 | 1919 | 254 | 0 | 2173 | 554 | 519 | 5022 | 6095 |
| 23. VIRUDHUNAGAR | 30 | 494 | 2 | 496 | 689 | 250 | 0 | 939 | 191 | 220 | 3041 | 3452 |
| STATE TOTAL : | 732 | 16292 | 9 | 16301 | 39693 | 9099 | 191 | 48983 | 17899 | 5644 | 140864 | 164407 |

**DISTRICT CENTRAL COOPERATIVE BANKS
(BANKWISE AND CONSOLIDATED)
17. TAMIL NADU
(AS ON 31st MARCH)**

**TABLE - III
DEPOSITS SOURCE-WISE AND TYPE-WISE
DURING 2005-2006**

(Rs. IN LAKHS)

| NAME OF THE DISTRICT CENTRAL COOPERATIVE BANKS IN THE STATE | INSTITUTIONAL DEPOSITS FROM | | | | TOTAL DEPOSITS (14 TO 17) OR (19 TO 23) | TYPEWISE DEPOSITS | | | | |
|--|-----------------------------|------------------|-----------------|--------------|---|-------------------|---------------|---------------|------------------|-------------------|
| | COOPER- ATIVES | INDIVI- DUALS | LOCAL BODIES | OTHERS | | CURRENT | SAVINGS | FIXED | RESERVE FUNDS | OTHER DEPOSITS |
| 1 | 14 | 15 | 16 | 17 | 18 | 19 | 20 | 21 | 22 | 23 |
| 1. CHENNAI | 43802 | 62901 | 0 | 6766 | 113469 | 6316 | 27226 | 36716 | 12539 | 30672 |
| 2. COIMBATORE* | 18493 | 17427 | 11 | 0 | 35931 | 2079 | 4438 | 26330 | 1690 | 1394 |
| 3. CUDDALORE | 6483 | 25231 | 1869 | 2610 | 36193 | 1411 | 7147 | 27635 | 0 | 0 |
| 4. DHARMAPURI | 4418 | 20897 | 0 | 1009 | 26324 | 1445 | 4454 | 19432 | 757 | 236 |
| 5. DINDIGUL | 4023 | 18857 | 188 | @ | 23068 | 271 | 3946 | 17406 | 409 | 1036 |
| 6. ERODE | 19947 | 14291 | 1098 | 0 | 35336 | 826 | 4840 | 18827 | 2813 | 8030 |
| 7. KANCHEEPURAM | 14943 | 20961 | 51 | 0 | 35955 | 2157 | 9020 | 23365 | 1413 | 0 |
| 8. KANYAKUMARI* | 9484 | 6365 | 0 | 0 | 15849 | 659 | 1683 | 12523 | 549 | 435 |
| 9. KUMBAKONAM | 10231 | 13229 | 0 | 0 | 23460 | 1059 | 4624 | 17142 | 635 | 0 |
| 10. MADURAI* | 8499 | 21463 | 173 | 34765 | 64900 | 1043 | 6434 | 23328 | 1516 | 32579 |
| 11. NILGIRIES* | 3561 | 5197 | 28 | 479 | 9265 | 433 | 1113 | 5604 | 676 | 1439 |
| 12. PADUKKOTTAI | 2722 | 13574 | 0 | 0 | 16296 | 1155 | 4044 | 11097 | 0 | 0 |
| 13. RAMANATHAPURAM* | 3241 | 14428 | 0 | 0 | 17669 | 530 | 5644 | 11495 | 0 | 0 |
| 14. SALEM | 39776 | 39616 | 0 | 0 | 79392 | 3157 | 9728 | 66507 | 0 | 0 |
| 15. SIVAGANGAI (PASUMPON) | 4936 | 8143 | 0 | 0 | 13079 | 300 | 2068 | 10711 | 0 | 0 |
| 16. THANJAVUR* | 4700 | 9720 | 0 | 93 | 14513 | 384 | 2011 | 11174 | 564 | 380 |
| 17. THIRUVANNAMALAI | 5395 | 14646 | 0 | 0 | 20041 | 566 | 3908 | 15567 | 0 | 0 |
| 18. THOOTHUKUDI | 4009 | 7495 | 0 | 0 | 11504 | 589 | 1738 | 8580 | 344 | 253 |
| 19. TIRUCHIRAPALLI | 13847 | 31850 | 88 | 3876 | 49661 | 3037 | 10981 | 33941 | 1702 | 0 |
| 20. TIRUNELVELI | 5134 | 9852 | 0 | 0 | 14986 | 473 | 3187 | 10820 | 195 | 311 |
| 21. VELLORE* | 7868 | 20336 | 0 | 807 | 29011 | 23412 | 4610 | 989 | 0 | 0 |
| 22. VILLUPURAM* | 10548 | 19754 | 201 | 1194 | 31697 | 1846 | 5371 | 21930 | 666 | 1884 |
| 23. VIRUDHUNAGAR | 5505 | 14569 | 0 | 0 | 20074 | 840 | 4357 | 13393 | 1077 | 407 |
| STATE TOTAL : | 251565 | 430802 | 3707 | 51599 | 737673 | 53988 | 132572 | 444512 | 27545 | 79056 |

DISTRICT CENTRAL COOPERATIVE BANKS

(BANKWISE AND CONSOLIDATED) BORROWINGS FROM SCB / NABARD, GOVT. OF INDIA, COMMERCIAL BANKS,

17. TAMIL NADU

(AS ON 31st MARCH)

TABLE - IV

CASH CREDIT & OVERDRAFTS AND OTHERS

DURING 2005-2006

(Rs. IN LAKHS)

| NAME OF THE DISTRICT CENTRAL COOPERATIVE BANKS IN THE STATE | BORROWINGS FROM SCB / NABARD | | | | | TOTAL LOANS FROM SCB/NABARD (24 TO 28) | LOANS FROM | | CASH CREDIT AND OVER- DRAFTS | TOTAL BORROW- INGS (29 TO 32) |
|--|------------------------------|----------------|------------------|----------------|-------|---|------------|--------------------------|--|--|
| | AGRICULTURAL | | NON-AGRICULTURAL | | OTHER | | GOVT. | COMMER- CIAL BANKS | | |
| | SHORT TERM | MEDIUM TERM | SHORT TERM | MEDIUM TERM | | | | | | |
| 1 | 24 | 25 | 26 | 27 | 28 | 29 | 30 | 31 | 32 | 33 |
| 1. CHENNAI | 0 | 0 | 0 | 1548 | 2 | 1550 | 0 | 0 | 0 | 1550 |
| 2. COIMBATORE* | 6510 | 0 | 4824 | 814 | 13 | 12161 | 0 | 0 | 0 | 12161 |
| 3. CUDDALORE | 7030 | 0 | 670 | 782 | 495 | 8977 | 63 | 0 | 0 | 9040 |
| 4. DHARMAPURI | 9467 | 0 | 2493 | 7473 | 0 | 19433 | 204 | 0 | 9248 | 28885 |
| 5. DINDIGUL | 4130 | 4922 | 2521 | 358 | 2 | 11933 | 0 | 400 | 236 | 12569 |
| 6. ERODE | 3941 | 395 | 2305 | 307 | 0 | 6948 | 3 | 0 | 88 | 7039 |
| 7. KANCHEEPURAM | 2957 | 1403 | 9 | 429 | 54 | 4852 | 0 | 0 | 0 | 4852 |
| 8. KANYAKUMARI* | 4555 | 1755 | 987 | 1571 | 0 | 8868 | 0 | 0 | 0 | 8868 |
| 9. KUMBAKONAM | 4000 | 0 | 6298 | 38 | 593 | 10929 | 500 | 0 | 5749 | 17178 |
| 10. MADURAI* | 7000 | 1617 | 3741 | 1994 | 878 | 15230 | 0 | 185 | 0 | 15415 |
| 11. NILGIRIES* | 2470 | 725 | 603 | 0 | 850 | 4648 | 0 | 0 | 0 | 4648 |
| 12. PADUKKOTTAI | 4100 | 1900 | 3225 | 217 | 258 | 9700 | 3 | 0 | 0 | 9703 |
| 13. RAMANATHAPURAM* | 569 | 0 | 164 | 0 | 3504 | 4237 | 8 | 0 | 1960 | 6205 |
| 14. SALEM | 7000 | 800 | 1352 | 1081 | 6906 | 17139 | 0 | 0 | 0 | 17139 |
| 15. SIVAGANGAI (PASUMPON) | 7249 | 0 | 1678 | 38 | 0 | 8965 | 0 | 0 | 166 | 9131 |
| 16. THANJAVUR* | 3353 | 40 | 264 | 324 | 1815 | 5796 | 2056 | 5 | 5307 | 13164 |
| 17. THIRUVANNAMALAI | 5000 | 1595 | 5236 | 1714 | 0 | 13545 | 0 | 0 | 0 | 13545 |
| 18. THOOTHUKUDI | 1246 | 4 | 31 | 28 | 746 | 2055 | 0 | 0 | 0 | 2055 |
| 19. TIRUCHIRAPALLI | 6090 | 124 | 2868 | 1019 | 91 | 10192 | 0 | 0 | 311 | 10503 |
| 20. TIRUNELVELI | 3397 | 3789 | 133 | 182 | 503 | 8004 | 195 | 32 | 0 | 8231 |
| 21. VELLORE* | 2850 | 600 | 2176 | 4132 | 0 | 9758 | 0 | 0 | 0 | 9758 |
| 22. VILLUPURAM* | 7945 | 176 | 2985 | 3609 | 266 | 14981 | 0 | 0 | 924 | 15905 |
| 23. VIRUDHUNAGAR | 3382 | 1844 | 527 | 217 | 0 | 5970 | 0 | 0 | 0 | 5970 |
| STATE TOTAL : | 104241 | 21689 | 45090 | 27875 | 16976 | 215871 | 3032 | 622 | 23989 | 243514 |

DISTRICT CENTRAL COOPERATIVE BANKS

TABLE - V

(BANKWISE AND CONSOLIDATED) WORKING CAPITAL, CASH AND BALANCES WITH BANKS, CALL DEPOSITS

17. TAMIL NADU

AND DETAILS OF INVESTMENTS WITH VARIOUS AGENCIES

(AS ON 31st MARCH)

DURING 2005-2006

(Rs. IN LAKHS)

| NAME OF THE DISTRICT CENTRAL COOPERATIVE BANKS IN THE STATE | WORKING CAPITAL | CASH ON HAND | BALANCES WITH BANKS | CALL DEPOSITS | DETAILS OF INVESTMENTS | | | | | TOTAL INVESTMENTS (38 TO 42) |
|--|--------------------|-----------------|---------------------------|------------------|------------------------|----------------------------|------------------------------|-------------------|---------------------------|------------------------------------|
| | | | | | IN GOVT. SECURITIES | DEBEN- TURES OF LDBs | OTHER TRUSTEE SECURITY | FIXED DEPOSITS | OTHER INVEST- MENTS | |
| 1 | 34 | 35 | 36 | 37 | 38 | 39 | 40 | 41 | 42 | 43 |
| 1. CHENNAI | 162526 | 1090 | 2624 | 0 | 3678 | 0 | 50959 | 2557 | 0 | 57194 |
| 2. COIMBATORE* | 57277 | 996 | 1078 | 0 | 3487 | 1475 | 12900 | 535 | 923 | 19320 |
| 3. CUDDALORE | 47413 | 748 | 353 | 0 | 2851 | 0 | 1595 | 6879 | 479 | 11804 |
| 4. DHARMAPURI | 58518 | 443 | 654 | 0 | 671 | 0 | 4 | 6489 | 896 | 8060 |
| 5. DINDIGUL | 47244 | 860 | 183 | 0 | 1846 | 0 | 100 | 4612 | 427 | 6985 |
| 6. ERODE | 51764 | 537 | 501 | 0 | 3743 | 0 | 35 | 7500 | 3196 | 14474 |
| 7. KANCHEEPURAM | 64076 | 983 | 858 | 0 | 5192 | 0 | 2000 | 8250 | 1847 | 17289 |
| 8. KANYAKUMARI* | 29664 | 760 | 137 | 0 | 50 | 40 | 0 | 3787 | 585 | 4462 |
| 9. KUMBAKONAM | 49013 | 624 | 395 | 0 | 759 | 0 | 0 | 6270 | 545 | 7574 |
| 10. MADURAI* | 67218 | 1311 | 0 | 0 | 5584 | 0 | 2365 | 2632 | 183 | 10764 |
| 11. NILGIRIES* | 17257 | 147 | 262 | 0 | 262 | 0 | 0 | 1988 | 505 | 2755 |
| 12. PADUKKOTTAI | 34280 | 14 | 0 | 0 | 303 | 0 | 175 | 3430 | 218 | 4126 |
| 13. RAMANATHAPURAM* | 29568 | 537 | 64 | 0 | 320 | 455 | 0 | 3785 | 136 | 4696 |
| 14. SALEM | 117411 | 2415 | 19666 | 0 | 10145 | 0 | 1925 | 18550 | 2998 | 33618 |
| 15. SIVAGANGAI (PASUMPON) | 34173 | 411 | 179 | 0 | 100 | 0 | 1 | 3534 | 300 | 3935 |
| 16. THANJAVUR* | 29264 | 281 | 243 | 0 | 146 | 0 | 0 | 3865 | 185 | 4196 |
| 17. THIRUVANNAMALAI | 41133 | 380 | 337 | 0 | 2817 | 0 | 20 | 2590 | 411 | 5838 |
| 18. THOOTHUKUDI | 2252 | 480 | 69 | 0 | 263 | 0 | 0 | 2938 | 172 | 3373 |
| 19. TIRUCHIRAPALLI | 85902 | 1516 | 496 | 0 | 955 | 0 | 1017 | 11879 | 469 | 14320 |
| 20. TIRUNELVELI | 27842 | 551 | 335 | 0 | 429 | 0 | 1 | 4000 | 103 | 4533 |
| 21. VELLORE* | 49679 | 751 | 268 | 0 | 24 | 0 | 920 | 5433 | 3258 | 9635 |
| 22. VILLUPURAM* | 62562 | 819 | 350 | 0 | 2278 | 0 | 0 | 8513 | 1202 | 11993 |
| 23. VIRUDHUNAGAR | 31906 | 1150 | 1 | 0 | 2062 | 0 | 425 | 2530 | 396 | 5413 |
| STATE TOTAL : | 1197942 | 17804 | 29053 | 0 | 47965 | 1970 | 74442 | 122546 | 19434 | 266357 |

**DISTRICT CENTRAL COOPERATIVE BANKS
(BANKWISE AND CONSOLIDATED)**

17. TAMIL NADU

(AS ON 31st MARCH)

**TABLE - VI (A)
LOANS ISSUED - SHORT TERM AGRICULTURAL
AND SHORT TERM NON-AGRICULTURAL
DURING 2005-2006**

(Rs. IN LAKHS)

| NAME OF THE DISTRICT CENTRAL COOPERATIVE BANKS IN THE STATE | SHORT TERM AGRICULTURAL | | | | SHORT TERM NON-AGRICULTURAL | | | |
|--|--|--------------------------|---------------------------------------|------------------------------------|-----------------------------|---------------------------|--------|--|
| | SEASONAL AGRICULTURAL OPERATIONS | MARKETING OF CROPS | OTHERS INCLUDING SUPPLY & DIST. | TOTAL S. T. AGRI. (44 TO 46) | INDUSTRIAL PURPOSES | CONSUMP- TION LOANS | OTHERS | TOTAL S. T. NON-AGRI. (48 TO 50) |
| 1 | 44 | 45 | 46 | 47 | 48 | 49 | 50 | 51 |
| 1. CHENNAI | 0 | 0 | 0 | 0 | 0 | 0 | 43999 | 43999 |
| 2. COIMBATORE* | 7066 | 32 | 0 | 7098 | 0 | 7568 | 109 | 7677 |
| 3. CUDDALORE | 9696 | 182 | 0 | 9878 | 0 | 0 | 8956 | 8956 |
| 4. DHARMAPURI | 891 | 4 | 0 | 895 | 519 | 6186 | 16834 | 23539 |
| 5. DINDIGUL | 4564 | 0 | 0 | 4564 | 0 | 0 | 6025 | 6025 |
| 6. ERODE | 6735 | 17 | 0 | 6752 | 0 | 0 | 20634 | 20634 |
| 7. KANCHEEPURAM | 4128 | 0 | 0 | 4128 | 0 | 0 | 12118 | 12118 |
| 8. KANYAKUMARI* | 5320 | 0 | 0 | 5320 | 0 | 27017 | 0 | 27017 |
| 9. KUMBAKONAM | 5208 | 0 | 0 | 5208 | 0 | 0 | 10373 | 10373 |
| 10. MADURAI* | 2179 | 227 | 1580 | 3986 | 0 | 0 | 2195 | 2195 |
| 11. NILGIRIES* | 31 | 0 | 5041 | 5072 | 0 | 2256 | 0 | 2256 |
| 12. PADUKKOTTAI | 3012 | 0 | 0 | 3012 | 0 | 0 | 7810 | 7810 |
| 13. RAMANATHAPURAM* | 669 | 0 | 0 | 669 | 0 | 0 | 14223 | 14223 |
| 14. SALEM | 6977 | 3122 | 0 | 10099 | 8936 | 516 | 109739 | 119191 |
| 15. SIVAGANGAI (PASUMPON) | 1105 | 0 | 0 | 1105 | 0 | 0 | 11145 | 11145 |
| 16. THANJAVUR* | 1 | 0 | 2141 | 2142 | 0 | 0 | 3803 | 3803 |
| 17. THIRUVANNAMALAI | 8220 | 0 | 0 | 8220 | 0 | 4514 | 24519 | 29033 |
| 18. THOOTHUKUDI | 1380 | 13 | 0 | 1393 | 148 | 9918 | 0 | 10066 |
| 19. TIRUCHIRAPALLI | 11781 | 10 | 0 | 11791 | 0 | 0 | 54833 | 54833 |
| 20. TIRUNELVELI | 2448 | 0 | 12211 | 14659 | 236 | 0 | 4904 | 5140 |
| 21. VELLORE* | 662 | 5061 | 0 | 5723 | 108 | 3017 | 0 | 3125 |
| 22. VILLUPURAM* | 13087 | 56 | 11 | 13154 | 0 | 0 | 57505 | 57505 |
| 23. VIRUDHUNAGAR | 739 | 18 | 0 | 757 | 0 | 3963 | 25774 | 29737 |
| STATE TOTAL : | 95899 | 8742 | 20984 | 125625 | 9947 | 64955 | 435498 | 510400 |

**DISTRICT CENTRAL COOPERATIVE BANKS
(BANKWISE AND CONSOLIDATED)
17. TAMIL NADU
(AS ON 31st MARCH)**

**TABLE - VI (B)
LOANS ISSUED - MEDIUM TERM AGRICULTURAL
AND MEDIUM TERM NON-AGRICULTURAL
DURING 2005-2006**

(Rs. IN LAKHS)

| NAME OF THE DISTRICT CENTRAL COOPERATIVE BANKS IN THE STATE | MEDIUM TERM AGRICULTURAL | | | | MEDIUM TERM NON-AGRICULTURAL | | | OTHER LOANS & ADVANCES | TOTAL LOANS & ADVANCES (47+51+55+58+59) |
|--|--------------------------|---------------------|--------|-----------------------------------|------------------------------|--------|--|---------------------------|---|
| | MINOR IRRIGATION | ANIMAL HUSBANDRY | OTHERS | TOTAL M. T. AGRI (52 TO 54) | PURCHASE OF SHARES | OTHERS | TOTAL M. T. NON-AGRI. (56 TO 57) | | |
| 1 | 52 | 53 | 54 | 55 | 56 | 57 | 58 | 59 | 60 |
| 1. CHENNAI | 0 | 0 | 0 | 0 | 0 | 3793 | 3793 | 21964 | 69756 |
| 2. COIMBATORE* | 0 | 0 | 196 | 196 | 0 | 1105 | 1105 | 222 | 16298 |
| 3. CUDDALORE | 0 | 0 | 201 | 201 | 0 | 4201 | 4201 | 24265 | 47501 |
| 4. DHARMAPURI | 0 | 0 | 1656 | 1656 | 0 | 15822 | 15822 | 0 | 41912 |
| 5. DINDIGUL | 0 | 0 | 364 | 364 | 0 | 3293 | 3293 | 12676 | 26922 |
| 6. ERODE | 0 | 0 | 202 | 202 | 0 | 4660 | 4660 | 0 | 32248 |
| 7. KANCHEEPURAM | 189 | 0 | 1772 | 1961 | 0 | 4897 | 4897 | 35548 | 58652 |
| 8. KANYAKUMARI* | 0 | 0 | 538 | 538 | 85 | 3139 | 3224 | 0 | 36099 |
| 9. KUMBAKONAM | 0 | 0 | 273 | 273 | 0 | 2948 | 2948 | 22527 | 41329 |
| 10. MADURAI* | 0 | 0 | 85 | 85 | 0 | 11115 | 11115 | 18888 | 36269 |
| 11. NILGIRIES* | 0 | 0 | 2477 | 2477 | 0 | 844 | 844 | 1733 | 12382 |
| 12. PADUKKOTTAI | 8 | 0 | 151 | 159 | 0 | 958 | 958 | 7060 | 18999 |
| 13. RAMANATHAPURAM* | 0 | 0 | 0 | 0 | 0 | 1844 | 1844 | 584 | 17320 |
| 14. SALEM | 0 | 120 | 374 | 494 | 0 | 8315 | 8315 | 317 | 138416 |
| 15. SIVAGANGAI (PASUMPON) | 0 | 0 | 739 | 739 | 0 | 808 | 808 | 301 | 14098 |
| 16. THANJAVUR* | 0 | 0 | 9338 | 9338 | 0 | 1109 | 1109 | 7774 | 24166 |
| 17. THIRUVANNAMALAI | 0 | 0 | 5480 | 5480 | 0 | 0 | 0 | 166 | 42899 |
| 18. THOOTHUKUDI | 0 | 15 | 17 | 32 | 0 | 92 | 92 | 0 | 11583 |
| 19. TIRUCHIRAPALLI | 34 | 445 | 1809 | 2288 | 0 | 2690 | 2690 | 64 | 71666 |
| 20. TIRUNELVELI | 0 | 0 | 51 | 51 | 0 | 202 | 202 | 0 | 20052 |
| 21. VELLORE* | 203 | 181 | 105 | 489 | 0 | 2989 | 2989 | 2140 | 14466 |
| 22. VILLUPURAM* | 0 | 0 | 960 | 960 | 0 | 17227 | 17227 | 248 | 89094 |
| 23. VIRUDHUNAGAR | 0 | 3 | 1121 | 1124 | 0 | 796 | 796 | 524 | 32938 |
| STATE TOTAL : | 434 | 764 | 27909 | 29107 | 85 | 92847 | 92932 | 157001 | 915065 |

**DISTRICT CENTRAL COOPERATIVE BANKS
(BANKWISE AND CONSOLIDATED)**

17. TAMIL NADU

(AS ON 31st MARCH)

**TABLE - VII (A)
LOANS OUTSTANDING - SHORT TERM AGRICULTURAL
AND SHORT TERM NON-AGRICULTURAL
DURING 2005-2006**

(Rs. IN LAKHS)

| NAME OF THE DISTRICT CENTRAL COOPERATIVE BANKS IN THE STATE | SHORT TERM AGRICULTURAL | | | | SHORT TERM NON-AGRICULTURAL | | | |
|--|--|--------------------------|---------------------------------------|------------------------------------|-----------------------------|---------------------------|--------|--|
| | SEASONAL AGRICULTURAL OPERATIONS | MARKETING OF CROPS | OTHERS INCLUDING SUPPLY & DIST. | TOTAL S. T. AGRI. (61 TO 63) | INDUSTRIAL PURPOSES | CONSUMP- TION LOANS | OTHERS | TOTAL S. T. NON-AGRI. (65 TO 67) |
| 1 | 61 | 62 | 63 | 64 | 65 | 66 | 67 | 68 |
| 1. CHENNAI | 0 | 0 | 0 | 0 | 0 | 0 | 20283 | 20283 |
| 2. COIMBATORE* | 8191 | 19 | 882 | 9092 | 84 | 3647 | 9318 | 13049 |
| 3. CUDDALORE | 12207 | 486 | 0 | 12693 | 0 | 0 | 5320 | 5320 |
| 4. DHARMAPURI | 814 | 10 | 0 | 824 | 237 | 3929 | 9678 | 13844 |
| 5. DINDIGUL | 8255 | 0 | 0 | 8255 | 0 | 0 | 3627 | 3627 |
| 6. ERODE | 6259 | 17 | 0 | 6276 | 0 | 0 | 16023 | 16023 |
| 7. KANCHEEPURAM | 5765 | 0 | 0 | 5765 | 0 | 0 | 7590 | 7590 |
| 8. KANYAKUMARI* | 6774 | 0 | 0 | 6774 | 0 | 6146 | 354 | 6500 |
| 9. KUMBAKONAM | 6647 | 0 | 0 | 6647 | 0 | 0 | 5002 | 5002 |
| 10. MADURAI* | 2022 | 481 | 4244 | 6747 | 0 | 0 | 992 | 992 |
| 11. NILGIRIES* | 12 | 0 | 4295 | 4307 | 0 | 1773 | 0 | 1773 |
| 12. PADUKKOTTAI | 4101 | 0 | 0 | 4101 | 0 | 0 | 4442 | 4442 |
| 13. RAMANATHAPURAM* | 629 | 0 | 0 | 629 | 0 | 130 | 12895 | 13025 |
| 14. SALEM | 11423 | 350 | 0 | 11773 | 3921 | 6789 | 25030 | 35740 |
| 15. SIVAGANGAI (PASUMPON) | 655 | 0 | 0 | 655 | 0 | 0 | 9844 | 9844 |
| 16. THANJAVUR* | 593 | 10 | 3345 | 3948 | 0 | 0 | 2501 | 2501 |
| 17. THIRUVANNAMALAI | 12956 | 0 | 0 | 12956 | 0 | 1716 | 5673 | 7389 |
| 18. THOOTHUKUDI | 1520 | 6 | 0 | 1526 | 296 | 11866 | 0 | 12162 |
| 19. TIRUCHIRAPALLI | 13798 | 16 | 0 | 13814 | 0 | 0 | 25898 | 25898 |
| 20. TIRUNELVELI | 3284 | 0 | 5890 | 9174 | 502 | 0 | 2647 | 3149 |
| 21. VELLORE* | 10483 | 0 | 0 | 10483 | 0 | 12256 | 2681 | 14937 |
| 22. VILLUPURAM* | 11674 | 7 | 0 | 11681 | 0 | 0 | 13157 | 13157 |
| 23. VIRUDHUNAGAR | 890 | 8 | 0 | 898 | 0 | 181 | 13512 | 13693 |
| STATE TOTAL : | 128952 | 1410 | 18656 | 149018 | 5040 | 48433 | 196467 | 249940 |

**DISTRICT CENTRAL COOPERATIVE BANKS
(BANKWISEWISE AND CONSOLIDATEI
17. TAMIL NADU
(AS ON 31st MARCH)**

**TABLE - VII (B)
LOANS OUTSTANDING - MEDIUM TERM AGRICULTURAL
AND MEDIUM TERM NON-AGRICULTURAL
DURING 2005-2006**

(Rs. IN LAKHS)

| NAME OF THE STATES (DISTRICT CENTRAL COOPERATIVE BANKS STATE WISE TOTAL) | MEDIUM TERM AGRICULTURAL | | | | MEDIUM TERM NON-AGRICULTURAL | | | OTHER LOANS OUTSTANDING | TOTAL LOANS OUTSTANDING (64+68+72+75+76) |
|---|--------------------------|---------------------|--------|------------------------------------|------------------------------|--------|--|----------------------------|--|
| | MINOR IRRIGATION | ANIMAL HUSBANDRY | OTHERS | TOTAL M. T. AGRI. (69 TO 71) | PURCHASE OF SHARES | OTHERS | TOTAL M. T. NON-AGRI. (73 TO 74) | | |
| 1 | 69 | 70 | 71 | 72 | 73 | 74 | 75 | 76 | 77 |
| 1. CHENNAI | 0 | 0 | 0 | 0 | 0 | 10137 | 10137 | 66272 | 96692 |
| 2. COIMBATORE* | 0 | 0 | 10873 | 10873 | 0 | 3377 | 3377 | 398 | 36789 |
| 3. CUDDALORE | 0 | 0 | 899 | 899 | 0 | 6842 | 6842 | 12402 | 38156 |
| 4. DHARMAPURI | 0 | 0 | 33661 | 33661 | 0 | 7143 | 7143 | 10127 | 65599 |
| 5. DINDIGUL | 0 | 0 | 5723 | 5723 | 0 | 6227 | 6227 | 8570 | 32402 |
| 6. ERODE | 33 | 0 | 7743 | 7776 | 0 | 5217 | 5217 | 249 | 35541 |
| 7. KANCHEEPURAM | 280 | 0 | 5664 | 5944 | 0 | 9595 | 9595 | 13048 | 41942 |
| 8. KANYAKUMARI* | 0 | 0 | 925 | 925 | 0 | 4989 | 4989 | 2793 | 21981 |
| 9. KUMBAKONAM | 0 | 0 | 1949 | 1949 | 0 | 12930 | 12930 | 9840 | 36368 |
| 10. MADURAI* | 0 | 0 | 9216 | 9216 | 0 | 10181 | 10181 | 21334 | 48470 |
| 11. NILGIRIES* | 0 | 0 | 3125 | 3125 | 0 | 1723 | 1723 | 552 | 11480 |
| 12. PADUKKOTTAI | 0 | 0 | 8250 | 8250 | 0 | 3114 | 3114 | 4752 | 24659 |
| 13. RAMANATHAPURAM* | 192 | 134 | 4402 | 4728 | 71 | 3813 | 3884 | 304 | 22570 |
| 14. SALEM | 0 | 1521 | 0 | 1521 | 0 | 15610 | 15610 | 10297 | 74941 |
| 15. SIVAGANGAI (PASUMPON) | 0 | 0 | 10659 | 10659 | 0 | 620 | 620 | 0 | 21778 |
| 16. THANJAVUR* | 0 | 0 | 10424 | 10424 | 0 | 2613 | 2613 | 5081 | 24567 |
| 17. THIRUVANNAMALAI | 0 | 0 | 14666 | 14666 | 0 | 0 | 0 | 366 | 35377 |
| 18. THOOTHUKUDI | 0 | 21 | 41 | 62 | 0 | 65 | 65 | 0 | 13815 |
| 19. TIRUCHIRAPALLI | 148 | 2047 | 10638 | 12833 | 0 | 7595 | 7595 | 654 | 60794 |
| 20. TIRUNELVELI | 0 | 0 | 2480 | 2480 | 0 | 1824 | 1824 | 852 | 17479 |
| 21. VELLORE* | 0 | 1370 | 0 | 1370 | 4319 | 0 | 4319 | 289 | 31398 |
| 22. VILLUPURAM* | 0 | 0 | 7482 | 7482 | 0 | 11927 | 11927 | 972 | 45219 |
| 23. VIRUDHUNAGAR | 0 | 27 | 3919 | 3946 | 0 | 1443 | 1443 | 1451 | 21431 |
| STATE TOTAL : | 653 | 5120 | 152739 | 158512 | 4390 | 126985 | 131375 | 170603 | 859448 |

**DISTRICT CENTRAL COOPERATIVE BANKS
(BANKWISE AND CONSOLIDATED)
17. TAMIL NADU
(AS ON 31st MARCH)**

**TABLE - VIII
PURPOSE WISE DEMAND AND COLLECTION
DURING 2005-2006**

(Rs. IN LAKHS)

| NAME OF THE STATES (DISTRICT CENTRAL COOPERATIVE BANKS STATE WISE TOTAL) | DETAILS OF DEMAND | | | | | | DETAILS OF COLLECTION | | | | | |
|---|-------------------|-----------------------|-------------------|-----------------------|--------|---------------------|-----------------------|-----------------------|-------------------|-----------------------|--------|---------------------|
| | SHORT TERM | | MEDIUM TERM | | OTHERS | TOTAL (78 TO 82) | SHORT TERM | | MEDIUM TERM | | OTHERS | TOTAL (84 TO 88) |
| | AGRI- CULTURAL | NON-AGRI- CULTURAL | AGRI- CULTURAL | NON-AGRI- CULTURAL | | | AGRI- CULTURAL | NON-AGRI- CULTURAL | AGRI- CULTURAL | NON-AGRI- CULTURAL | | |
| 1 | 78 | 79 | 80 | 81 | 82 | 83 | 84 | 85 | 86 | 87 | 88 | 89 |
| 1. CHENNAI | 0 | 33387 | 0 | 10076 | 8998 | 52461 | 0 | 32824 | 0 | 9437 | 8753 | 51014 |
| 2. COIMBATORE* | 6000 | 9533 | 1014 | 2254 | 398 | 19199 | 4399 | 8115 | 636 | 1132 | 0 | 14282 |
| 3. CUDDALORE | 12380 | 97 | 81 | 452 | 10402 | 23412 | 11127 | 91 | 77 | 439 | 9729 | 21463 |
| 4. DHARMAPURI | 762 | 3959 | 510 | 6003 | 763 | 11997 | 192 | 3855 | 14 | 3045 | 0 | 7106 |
| 5. DINDIGUL | 4769 | 4702 | 402 | 5771 | 0 | 15644 | 859 | 4559 | 115 | 4002 | 0 | 9535 |
| 6. ERODE | 5136 | 28220 | 1802 | 1238 | 1353 | 37749 | 4743 | 27085 | 817 | 1219 | 839 | 34703 |
| 7. KANCHEEPURAM | 8845 | 10403 | 215 | 4244 | 6290 | 29997 | 5440 | 9891 | 160 | 3711 | 1380 | 20582 |
| 8. KANYAKUMARI* | 5304 | 6391 | 468 | 3523 | 19946 | 35632 | 4377 | 6347 | 457 | 3010 | 18818 | 33009 |
| 9. KUMBAKONAM | 5450 | 3010 | 400 | 1346 | 1157 | 11363 | 3099 | 2960 | 70 | 901 | 44 | 7074 |
| 10. MADURAI* | 9980 | 3542 | 1382 | 399 | 4154 | 19457 | 7098 | 3380 | 109 | 91 | 3265 | 13943 |
| 11. NILGIRIES* | 590 | 1682 | 524 | 590 | 2065 | 5451 | 495 | 1579 | 258 | 381 | 1595 | 4308 |
| 12. PADUKKOTTAI | 2858 | 6916 | 1553 | 1776 | 1676 | 14779 | 396 | 6361 | 136 | 1361 | 450 | 8704 |
| 13. RAMANATHAPURAM* | 1448 | 12645 | 2012 | 553 | 2060 | 18718 | 1343 | 8824 | 479 | 6 | 1438 | 12090 |
| 14. SALEM | 50 | 4164 | 3398 | 12269 | 7001 | 26882 | 1 | 4040 | 1000 | 10921 | 5233 | 21195 |
| 15. SIVAGANGAI (PASUMPON) | 306 | 2210 | 72 | 1051 | 2243 | 5882 | 97 | 2106 | 2 | 910 | 995 | 4110 |
| 16. THANJAVUR* | 2572 | 2883 | 1817 | 1613 | 465 | 9350 | 2209 | 2698 | 1034 | 1205 | 3 | 7149 |
| 17. THIRUVANNAMALAI | 41363 | 585 | 5275 | 386 | 0 | 47609 | 35338 | 1 | 3757 | 160 | 0 | 39256 |
| 18. THOOTHUKUDI | 674 | 2826 | 71 | 403 | 1146 | 5120 | 284 | 2791 | 6 | 296 | 753 | 4130 |
| 19. TIRUCHIRAPALLI | 32981 | 0 | 8478 | 0 | 765 | 42224 | 26083 | 0 | 5318 | 0 | 153 | 31554 |
| 20. TIRUNELVELI | 2284 | 4954 | 1216 | 531 | 0 | 8985 | 2064 | 4924 | 710 | 94 | 0 | 7792 |
| 21. VELLORE* | 6787 | 901 | 471 | 3217 | 593 | 11969 | 2638 | 899 | 284 | 2482 | 457 | 6760 |
| 22. VILLUPURAM* | 14290 | 2663 | 643 | 4246 | 897 | 22739 | 11899 | 2538 | 500 | 3549 | 742 | 19228 |
| 23. VIRUDHUNAGAR | 348 | 7131 | 710 | 1013 | 3958 | 13160 | 340 | 7020 | 675 | 835 | 3609 | 12479 |
| STATE TOTAL : | 165177 | 152804 | 32514 | 62954 | 76330 | 489779 | 124521 | 142888 | 16614 | 49187 | 58256 | 391466 |

DISTRICT CENTRAL COOPERATIVE BANKS

TABLE - IX

(BANKWISE AND CONSOLIDATED) PURPOSE WISE BALANCES (OVERDUES) AND % OF OVERDUES TO DEMAND

17. TAMIL NADU

DURING 2005-2006

(AS ON 31st MARCH)

(Rs. IN LAKHS)

(PERCENTAGE %)

| NAME OF THE STATES (DISTRICT CENTRAL COOPERATIVE BANKS STATE WISE TOTAL) | DETAILS OF BALANCES (OVERDUES) | | | | | | PERCENTAGE OF OVERDUES TO DEMAND | | | | | |
|---|--------------------------------|-----------------------|-------------------|-----------------------|--------|---------------------|----------------------------------|-----------------------|-------------------|-----------------------|--------|-------|
| | SHORT TERM | | MEDIUM TERM | | OTHERS | TOTAL (90 TO 94) | SHORT TERM | | MEDIUM TERM | | OTHERS | TOTAL |
| | AGRI- CULTURAL | NON-AGRI- CULTURAL | AGRI- CULTURAL | NON-AGRI- CULTURAL | | | AGRI- CULTURAL | NON-AGRI- CULTURAL | AGRI- CULTURAL | NON-AGRI- CULTURAL | | |
| 1 | 90 | 91 | 92 | 93 | 94 | 95 | 96 | 97 | 98 | 99 | 100 | 101 |
| 1. CHENNAI | 0 | 563 | 0 | 639 | 245 | 1447 | 0.00 | 1.69 | 0.00 | 6.34 | 2.72 | 2.76 |
| 2. COIMBATORE* | 1601 | 1418 | 378 | 1122 | 398 | 4917 | 26.68 | 14.87 | 37.28 | 49.78 | 100.00 | 25.61 |
| 3. CUDDALORE | 1253 | 6 | 4 | 13 | 673 | 1949 | 10.12 | 6.19 | 4.94 | 2.88 | 6.47 | 8.32 |
| 4. DHARMAPURI | 570 | 104 | 496 | 2958 | 763 | 4891 | 74.80 | 2.63 | 97.25 | 49.28 | 100.00 | 40.77 |
| 5. DINDIGUL | 3910 | 143 | 287 | 1769 | 0 | 6109 | 81.99 | 3.04 | 71.39 | 30.65 | 0.00 | 39.05 |
| 6. ERODE | 393 | 1135 | 985 | 19 | 514 | 3046 | 7.65 | 4.02 | 54.66 | 1.53 | 37.99 | 8.07 |
| 7. KANCHEEPURAM | 3405 | 512 | 55 | 533 | 4910 | 9415 | 38.50 | 4.92 | 25.58 | 12.56 | 78.06 | 31.39 |
| 8. KANYAKUMARI* | 927 | 44 | 11 | 513 | 1128 | 2623 | 17.48 | 0.69 | 2.35 | 14.56 | 5.66 | 7.36 |
| 9. KUMBAKONAM | 2351 | 50 | 330 | 445 | 1113 | 4289 | 43.14 | 1.66 | 82.50 | 33.06 | 96.20 | 37.75 |
| 10. MADURAI* | 2882 | 162 | 1273 | 308 | 889 | 5514 | 28.88 | 4.57 | 92.11 | 77.19 | 21.40 | 28.34 |
| 11. NILGIRIES* | 95 | 103 | 266 | 209 | 470 | 1143 | 16.10 | 6.12 | 50.76 | 35.42 | 22.76 | 20.97 |
| 12. PADUKKOTTAI | 2462 | 555 | 1417 | 415 | 1226 | 6075 | 86.14 | 8.02 | 91.24 | 23.37 | 73.15 | 41.11 |
| 13. RAMANATHAPURAM* | 105 | 3821 | 1533 | 547 | 622 | 6628 | 7.25 | 30.22 | 76.19 | 98.92 | 30.19 | 35.41 |
| 14. SALEM | 49 | 124 | 2398 | 1348 | 1768 | 5687 | 98.00 | 2.98 | 70.57 | 10.99 | 25.25 | 21.16 |
| 15. SIVAGANGAI (PASUMPON) | 209 | 104 | 70 | 141 | 1248 | 1772 | 68.30 | 4.71 | 97.22 | 13.42 | 55.64 | 30.13 |
| 16. THANJAVUR* | 363 | 185 | 783 | 408 | 462 | 2201 | 14.11 | 6.42 | 43.09 | 25.29 | 99.35 | 23.54 |
| 17. THIRUVANNAMALAI | 6025 | 584 | 1518 | 226 | 0 | 8353 | 14.57 | 99.83 | 28.78 | 58.55 | 0.00 | 17.55 |
| 18. THOOTHUKUDI | 390 | 35 | 65 | 107 | 393 | 990 | 57.86 | 1.24 | 91.55 | 26.55 | 34.29 | 19.34 |
| 19. TIRUCHIRAPALLI | 6898 | 0 | 3160 | 0 | 612 | 10670 | 20.92 | 0.00 | 37.27 | 0.00 | 80.00 | 25.27 |
| 20. TIRUNELVELI | 220 | 30 | 506 | 437 | 0 | 1193 | 9.63 | 0.61 | 41.61 | 82.30 | 0.00 | 13.28 |
| 21. VELLORE* | 4149 | 2 | 187 | 735 | 136 | 5209 | 61.13 | 0.22 | 39.70 | 22.85 | 22.93 | 43.52 |
| 22. VILLUPURAM* | 2391 | 125 | 143 | 697 | 155 | 3511 | 16.73 | 4.69 | 22.24 | 16.42 | 17.28 | 15.44 |
| 23. VIRUDHUNAGAR | 8 | 111 | 35 | 178 | 349 | 681 | 2.30 | 1.56 | 4.93 | 17.57 | 8.82 | 5.17 |
| STATE TOTAL : | 40656 | 9916 | 15900 | 13767 | 18074 | 98313 | 24.61 | 6.49 | 48.90 | 21.87 | 23.68 | 20.07 |

DISTRICT CENTRAL COOPERATIVE BANKS

TABLE - X

(BANKWISE AND CONSOLIDATED)

COST OF MANAGEMENT, NUMBER OF EMPLOYEES, PROFIT/LOSS AND

17. TAMIL NADU

DIVIDEND DECLARED, BRANCHES WORKING IN PROFIT/LOSS

(AS ON 31st MARCH)

DURING 2005-2006

(Rs. IN LAKHS)

| NAME OF THE STATES (DISTRICT CENTRAL COOPERATIVE BANKS STATE WISE TOTAL) | COST OF MANAGEMENT | | | TOTAL NO. OF EMPLOYEES | COST OF MGMT. PER EMPLOYEE | COST OF MGMT. TO WORKING CAP. (%) | BANKS IN PROFIT (+) LOSS (-) | DIVIDEND DECLARED (%) | BRANCHES WORKING AT | | AUDIT CLASSI- FICATION (A/B/C/D/. GOVT.) |
|---|--------------------|-------------------|-------|---------------------------|----------------------------------|--|--|-------------------------------|---------------------|------------------|--|
| | SALARIES | OTHER EXPENCES | TOTAL | | | | | | PROFIT (NUMBER) | LOSS (NUMBER) | |
| 1 | 102 | 103 | 104 | 105 | 106 | 107 | 108 | 104 | 110 | 111 | 112 |
| 1. CHENNAI | 1921 | 617 | 2538 | 641 | 3.96 | 1.56 | 4490 | 19 | 64 | 0 | A |
| 2. COIMBATORE* | 429 | 173 | 602 | 228 | 2.64 | 1.05 | 313 | 5 | 14 | 13 | A |
| 3. CUDDALORE | 712 | 3713 | 4425 | 200 | 22.13 | 9.33 | 310 | 0 | 25 | 0 | B |
| 4. DHARMAPURI | 368 | 129 | 497 | 215 | 2.31 | 0.85 | 12682 | 0 | N. A. | N. A. | D |
| 5. DINDIGUL | 434 | 226 | 660 | 221 | 2.99 | 1.40 | -1447 | 0 | 27 | 3 | D |
| 6. ERODE | 467 | 617 | 1084 | 175 | 6.19 | 2.09 | 321 | 8 | 29 | 0 | A |
| 7. KANCHEEPURAM | 728 | 56 | 784 | 260 | 3.02 | 1.22 | 270 | 4 | 44 | 1 | B |
| 8. KANYAKUMARI* | 240 | 92 | 332 | 136 | 2.44 | 1.12 | 111 | 0 | 17 | 0 | A |
| 9. KUMBAKONAM | 642 | 113 | 755 | 171 | 4.42 | 1.54 | -2086 | 0 | 29 | 0 | D |
| 10. MADURAI* | 617 | 222 | 839 | 225 | 3.73 | 1.25 | 67 | 0 | N. A. | N. A. | B |
| 11. NILGIRIES* | 164 | 75 | 239 | 76 | 3.14 | 1.38 | 783 | 0 | 7 | 5 | D |
| 12. PADUKKOTTAI | 385 | 100 | 485 | 149 | 3.26 | 1.41 | -1765 | 0 | 20 | 0 | D |
| 13. RAMANATHAPURAM* | 273 | 129 | 402 | 115 | 3.50 | 1.36 | -1139 | 0 | 26 | 0 | B |
| 14. SALEM | 1139 | 9252 | 10391 | 384 | 27.06 | 8.85 | 5 | 0 | 35 | 25 | A |
| 15. SIVAGANGAI (PASUMPON) | 326 | 91 | 417 | 189 | 2.21 | 1.22 | 5625 | 0 | 5 | 23 | C |
| 16. THANJAVUR* | 290 | 85 | 375 | 149 | 2.52 | 1.28 | 3765 | 0 | 17 | 4 | D |
| 17. THIRUVANNAMALAI | 281 | 2151 | 2432 | 94 | 25.87 | 5.91 | 1 | 0 | 14 | 9 | B |
| 18. THOOTHUKUDI | 109 | 156 | 265 | 118 | 2.25 | 11.77 | -710 | 0 | 0 | 17 | D |
| 19. TIRUCHIRAPALLI | 788 | 3819 | 4607 | 380 | 12.12 | 5.36 | 26 | 0 | 58 | 0 | A |
| 20. TIRUNELVELI | 221 | 173 | 394 | 110 | 3.58 | 1.42 | -1979 | 0 | N. A. | N. A. | D |
| 21. VELLORE* | 709 | 45 | 754 | 299 | 2.52 | 1.52 | -294 | 0 | 26 | 9 | A |
| 22. VILLUPURAM* | 382 | 2148 | 2530 | 133 | 19.02 | 4.04 | 228 | 4 | 11 | 10 | A |
| 23. VIRUDHUNAGAR | 528 | 153 | 681 | 158 | 4.31 | 2.13 | -911 | 0 | 0 | 30 | D |
| STATE TOTAL : | 12153 | 24335 | 36488 | 4826 | 7.56 | 3.05 | (+) 28,997 (-) 10,331 | 40 | 468 | 149 | NOT COMPILED |

**DISTRICT CENTRAL COOPERATIVE BANKS
(BANK WISE AND CONSOLIDATED)**

18. UTTAR PRADESH

(AS ON 31st MARCH)

**TABLE - II
NUMBER OF OFFICES, MEMBERSHIP, SHARE CAPITAL
AND RESERVE FUNDS
DURING 2005-2006**

(Rs. IN LAKHS)

| NAME OF THE DISTRICT CENTRAL COOPERATIVE BANKS IN THE STATE | NUMBER OF OFFICES INCLUDING HEAD OFFICE | MEMBERSHIP (IN NUMBERS) | | | PAID UP SHARE CAPITAL | | | TOTAL SHARE CAPITAL (6 TO 8) | RESERVES AND OTHER FUNDS | | | TOTAL RESERVE FUNDS (10 TO 12) |
|--|---|-------------------------------|------------------|-------------------------------------|---------------------------|--------------------------|--------------------------|---------------------------------------|------------------------------|---|-------------------|---|
| | | COOPE- RATIVE SOCIETIES | INDIVI- DUALS | TOTAL MEMBER SHIP (3 TO 4) | FROM COOPE- RATIVES | FROM GOVERN- MENTS | FROM INDIVI- DUALS | | STATUTORY RESERVE FUND | AGRIL. CREDIT STABILISA- TION FUND | OTHER RESERVES | |
| 1 | 2 | 3 | 4 | 5 | 6 | 7 | 8 | 9 | 10 | 11 | 12 | 13 |
| 1. AGRA* | 17 | 377 | 84 | 461 | 479 | 232 | 0 | 711 | 12 | 1 | 1220 | 1233 |
| 2. ALIGARH | 20 | 427 | 28 | 455 | 383 | 233 | 0 | 616 | 6 | 0 | 3544 | 3550 |
| 3. ALLAHABAD | 44 | 508 | 0 | 508 | 546 | 179 | 0 | 725 | 50 | 8 | 108 | 166 |
| 4. AZAMGARH | 27 | 627 | 44 | 671 | 323 | 209 | 0 | 532 | 16 | 0 | 3118 | 3134 |
| 5. BAHRAICH | 27 | 276 | 3 | 279 | 355 | 183 | 0 | 538 | 15 | 15 | 3188 | 3218 |
| 6. BALLIA* | 25 | 402 | 17 | 419 | 207 | 165 | 0 | 372 | 8 | 0 | 2848 | 2856 |
| 7. BANDA* | 19 | 247 | 0 | 247 | 236 | 103 | 0 | 339 | 51 | 5 | 560 | 616 |
| 8. BARABANKI* | 25 | 284 | 2 | 286 | 278 | 208 | 0 | 486 | 12 | 1 | 2466 | 2479 |
| 9. BAREILLY | 27 | 464 | 0 | 464 | 577 | 252 | 0 | 829 | 220 | 0 | 2365 | 2585 |
| 10. BASTI | 26 | 426 | 0 | 426 | 406 | 246 | 0 | 652 | 23 | 5 | 47 | 75 |
| 11. BIJNOR | 40 | 363 | 9 | 372 | 646 | 0 | 0 | 646 | 708 | 432 | 4262 | 5402 |
| 12. BUDAU | 22 | 162 | 120 | 282 | 464 | 200 | 0 | 664 | 49 | 4 | 140 | 193 |
| 13. DEORIA KASIA* | 46 | 565 | 15 | 580 | 921 | 385 | 0 | 1306 | 103 | 13 | 2813 | 2929 |
| 14. BULANDSHAHR | 26 | 438 | 14 | 452 | 589 | 164 | 0 | 753 | 92 | 62 | 2962 | 3116 |
| 15. SITAPUR | 39 | 449 | 19 | 468 | 463 | 309 | 0 | 772 | 22 | 4 | 59 | 85 |
| 16. ETAH | 22 | 282 | 1 | 283 | 415 | 263 | 0 | 678 | 44 | 5 | 51 | 100 |
| 17. ETAWAH* | 27 | 619 | 0 | 619 | 294 | 148 | 0 | 442 | 47 | 2 | 1234 | 1283 |
| 18. FAIZABAD | 26 | 561 | 22 | 583 | 439 | 252 | 0 | 691 | 42 | 1 | 25 | 68 |
| 19. FARRUKHABAD | 26 | 299 | 1 | 300 | 295 | 165 | 2 | 462 | 48 | 0 | 3077 | 3125 |
| 20. FATEHPUR* | 33 | 247 | 0 | 247 | 147 | 0 | 0 | 147 | 100 | 2 | 143 | 245 |
| 21. FIROZABAD | N. A. | N. A. | N. A. | 0 | N. A. | N. A. | N. A. | 0 | N. A. | N. A. | N. A. | 0 |
| 22. GHAZIABAD | 26 | 151 | 1 | 152 | 485 | 4 | 0 | 489 | 529 | 276 | 1936 | 2741 |
| 23. GHAZIPUR* | 21 | 439 | 37 | 476 | 225 | 118 | 0 | 343 | 11 | 0 | 9 | 20 |
| 24. GORAKHPUR | 51 | 1083 | 65 | 1148 | 726 | 284 | 0 | 1010 | 26 | 5 | 8514 | 8545 |
| 25. HAMIRPUR | 21 | 218 | 1 | 219 | 294 | 127 | 0 | 421 | 197 | 38 | 261 | 496 |
| 26. HARDOI | 21 | 412 | 0 | 412 | 285 | 257 | 0 | 542 | 11 | 4 | 31 | 46 |
| 27. JALAUN | 19 | 200 | 0 | 200 | 369 | 95 | 0 | 464 | 85 | 5 | 1840 | 1930 |
| 28. JAUNPUR | 38 | 432 | 333 | 765 | 403 | 303 | 0 | 706 | 32 | 2 | 4398 | 4432 |
| 29. KANPUR | 30 | 875 | 1 | 876 | 397 | 163 | 0 | 560 | 62 | 16 | 4449 | 4527 |
| 30. LAKHIMPUR-KHERI | 56 | 181 | 6 | 187 | 802 | 182 | 0 | 984 | 2496 | 137 | 3835 | 6468 |
| 31. LALITPUR | 11 | 124 | 0 | 124 | 232 | 169 | 0 | 401 | 19 | 4 | 683 | 706 |
| 32. MAINPURI | 11 | 200 | 27 | 227 | 232 | 119 | 0 | 351 | 14 | 0 | 29 | 43 |
| 33. MATHURA | 19 | 277 | 0 | 277 | 587 | 408 | 15 | 1010 | 19 | 2 | 1840 | 1861 |
| 34. MEERUT | 43 | 555 | 24 | 579 | 716 | 145 | 0 | 861 | 2305 | 1224 | 5505 | 9034 |

**DISTRICT CENTRAL COOPERATIVE BANKS
(STATE WISE AND CONSOLIDATED)
18. UTTAR PRADESH
(AS ON 31st MARCH)**

**TABLE - III
DEPOSITS SOURCE-WISE AND TYPE-WISE
DURING 2005-2006**

(Rs. IN LAKHS)

| NAME OF THE DISTRICT CENTRAL COOPERATIVE BANKS IN THE STATE | INSTITUTIONAL DEPOSITS FROM | | | | TOTAL DEPOSITS (14 TO 17) OR (19 TO 23) | TYPEWISE DEPOSITS | | | | |
|--|-----------------------------|------------------|-----------------|--------|---|-------------------|---------|-------|------------------|-------------------|
| | COOPER- ATIVES | INDIVI- DUALS | LOCAL BODIES | OTHERS | | CURRENT | SAVINGS | FIXED | RESERVE FUNDS | OTHER DEPOSITS |
| 1 | 14 | 15 | 16 | 17 | 18 | 19 | 20 | 21 | 22 | 23 |
| 1. AGRA* | 444 | 4631 | 0 | 851 | 5926 | 480 | 2599 | 2404 | 0 | 443 |
| 2. ALIGARH | 1040 | 4468 | 0 | 0 | 5508 | 659 | 2295 | 2554 | 0 | 0 |
| 3. ALLAHABAD | 18996 | @ | @ | @ | 18996 | 1559 | 10790 | 6647 | 0 | 0 |
| 4. AZAMGARH | 287 | 9618 | 0 | 0 | 9905 | 946 | 4906 | 4043 | 10 | 0 |
| 5. BAHRAICH | 244 | 5632 | 0 | 0 | 5876 | 132 | 3902 | 1842 | 0 | 0 |
| 6. BALLIA* | 157 | 8315 | 0 | 0 | 8472 | 790 | 3978 | 3704 | 0 | 0 |
| 7. BANDA* | 279 | 6130 | 187 | 173 | 6769 | 220 | 1958 | 4325 | 256 | 10 |
| 8. BARABANKI* | 587 | 4939 | 265 | 0 | 5791 | 353 | 2941 | 2497 | 0 | 0 |
| 9. BAREILLY | 2414 | 9414 | 0 | 0 | 11828 | 886 | 6544 | 4398 | 0 | 0 |
| 10. BASTI | 155 | 10477 | 0 | 0 | 10632 | 358 | 5751 | 4523 | 0 | 0 |
| 11. BIJNOR | 1078 | 24558 | 0 | 952 | 26588 | 2044 | 14752 | 9792 | 0 | 0 |
| 12. BUDAU | 1797 | 6628 | 0 | 14 | 8439 | 835 | 4587 | 3003 | 0 | 14 |
| 13. DEORIA KASIA* | 856 | 16013 | 0 | 0 | 16869 | 1165 | 7046 | 8658 | 0 | 0 |
| 14. BULANDSHAHAR | 1131 | 11877 | 0 | 0 | 13008 | 1050 | 7983 | 3975 | 0 | 0 |
| 15. SITAPUR | 239 | 12622 | 0 | 0 | 12861 | 1367 | 7645 | 3849 | 0 | 0 |
| 16. ETAH | 856 | 1597 | 5894 | 0 | 8347 | 968 | 4119 | 2861 | 0 | 399 |
| 17. ETAWAH* | 1694 | 14593 | 0 | 0 | 16287 | 1180 | 8809 | 6298 | 0 | 0 |
| 18. FAIZABAD | 706 | 8611 | 5 | 0 | 9322 | 747 | 5772 | 2792 | 5 | 6 |
| 19. FARRUKHABAD | 383 | 9278 | 0 | 450 | 10111 | 864 | 5578 | 3669 | 0 | 0 |
| 20. FATEHPUR* | 16 | 12994 | 2 | 0 | 13012 | 637 | 5515 | 6857 | 3 | 0 |
| 22. GHAZIABAD | 2646 | 16909 | 0 | 762 | 20317 | 1014 | 12258 | 6283 | 0 | 762 |
| 23. GHAZIPUR* | 318 | 2289 | 0 | 0 | 2607 | 174 | 1064 | 1369 | 0 | 0 |
| 24. GORAKHPUR | 525 | 17647 | 1114 | 1 | 19287 | 870 | 9893 | 8523 | 0 | 1 |
| 25. HAMIRPUR | 171 | 6862 | 1541 | 3 | 8577 | 733 | 4540 | 3301 | 0 | 3 |
| 26. HARDOI | 1030 | 4612 | 0 | 11 | 5653 | 704 | 3487 | 1447 | 4 | 11 |
| 27. JALAUN | 1688 | 10027 | 270 | 0 | 11985 | 423 | 6210 | 5345 | 7 | 0 |
| 28. JAUNPUR | 29 | 10910 | 55 | 0 | 10994 | 825 | 4534 | 5580 | 0 | 55 |
| 29. KANPUR | 1148 | 12736 | 0 | 0 | 13884 | 980 | 8028 | 4875 | 0 | 1 |
| 30. LAKHIMPUR-KHERI | 4587 | 34080 | 0 | 0 | 38667 | 3855 | 22337 | 12475 | 0 | 0 |
| 31. LALITPUR | 254 | 3365 | 0 | 0 | 3619 | 104 | 1801 | 1714 | 0 | 0 |
| 32. MAINPURI | 548 | 2955 | 267 | 39 | 3809 | 378 | 2177 | 1216 | 0 | 38 |
| 33. MATHURA | 643 | 4538 | 926 | 0 | 6107 | 483 | 3011 | 2613 | 0 | 0 |
| 34. MEERUT | 4698 | 34550 | 844 | 0 | 40092 | 2635 | 23001 | 14455 | 0 | 1 |
| 35. MIRZAPUR | 1840 | 11676 | 0 | 0 | 13516 | 922 | 6482 | 5921 | 0 | 191 |
| 36. MORADABAD* | 116 | 15532 | 0 | 4 | 15652 | 817 | 8566 | 6269 | 0 | 0 |

DISTRICT CENTRAL COOPERATIVE BANKS

TABLE - IV

**(BANKWISE AND CONSOLIDATED) BORROWINGS FROM SCB / NABARD, GOVT. OF INDIA, COMMERCIAL BANKS,
18. UTTAR PRADESH**

CASH CREDIT & OVERDRAFTS AND OTHERS

(AS ON 31st MARCH)

DURING 2004-2005

(Rs. IN LAKHS)

| NAME OF THE DISTRICT CENTRAL COOPERATIVE BANKS IN THE STATE | BORROWINGS FROM SCB / NABARD | | | | | TOTAL LOANS FROM SCB/NABARD (24 TO 28) | LOANS FROM | | CASH CREDIT AND OVER- DRAFTS | TOTAL BORROW- INGS (29 TO 32) |
|--|------------------------------|----------------|------------------|----------------|-------|---|------------|--------------------------|--|--|
| | AGRICULTURAL | | NON-AGRICULTURAL | | OTHER | | GOVT. | COMMER- CIAL BANKS | | |
| | SHORT TERM | MEDIUM TERM | SHORT TERM | MEDIUM TERM | | | | | | |
| 1 | 24 | 25 | 26 | 27 | 28 | 29 | 30 | 31 | 32 | 33 |
| 1. AGRA | 3803 | 0 | 0 | 325 | 0 | 4128 | 0 | 0 | 0 | 4128 |
| 2. ALIGARH | 3718 | 66 | 301 | 4 | 3 | 4092 | 0 | 0 | 0 | 4092 |
| 3. ALLAHABAD* | 1168 | 0 | 0 | 0 | 0 | 1168 | 2 | 334 | 0 | 1504 |
| 4. AZAMGARH | 1680 | 506 | 310 | 0 | 0 | 2496 | 42 | 0 | 0 | 2538 |
| 5. BAHRAICH | 1119 | 1110 | 180 | 120 | 0 | 2529 | 0 | 0 | 0 | 2529 |
| 6. BALLIA* | 881 | 134 | 0 | 38 | 4 | 1057 | 0 | 0 | 0 | 1057 |
| 7. BANDA* | 391 | 1 | 0 | 16 | 0 | 408 | 12 | 0 | 42 | 462 |
| 8. BARABANKI* | 1111 | 0 | 0 | 0 | 0 | 1111 | 2 | 0 | 381 | 1494 |
| 9. BAREILLY | 4932 | 0 | 169 | 125 | 0 | 5226 | 0 | 0 | 0 | 5226 |
| 10. BASTI | 663 | 0 | 233 | 0 | 309 | 1205 | 0 | 0 | 0 | 1205 |
| 11. BIJNOR | 0 | 1600 | 0 | 0 | 175 | 1775 | 0 | 0 | 0 | 1775 |
| 12. BUDAU | 2869 | 500 | 376 | 6 | 0 | 3751 | 33 | 0 | 0 | 3784 |
| 13. DEORIA KASIA* | 5752 | 1974 | 116 | 92 | 127 | 8061 | 0 | 0 | 0 | 8061 |
| 14. BULANDSHAHR | 3246 | 53 | 0 | 47 | 0 | 3346 | 0 | 0 | 0 | 3346 |
| 15. SITAPUR | 1476 | 295 | 233 | 2 | 463 | 2469 | 1 | 0 | 0 | 2470 |
| 16. ETAH | 2627 | 111 | 263 | 438 | 0 | 3439 | 1 | 0 | 0 | 3440 |
| 17. ETAWAH* | 304 | 0 | 0 | 0 | 0 | 304 | 0 | 0 | 0 | 304 |
| 18. FAIZABAD | 0 | 1453 | 0 | 0 | 0 | 1453 | 0 | 0 | 0 | 1453 |
| 19. FARRUKHABAD | 1247 | 150 | 200 | 2 | 0 | 1599 | 0 | 0 | 0 | 1599 |
| 20. FATEHPUR* | 0 | 0 | 0 | 0 | 123 | 123 | 0 | 0 | 0 | 123 |
| 22. GHAZIABAD | 0 | 0 | 0 | 514 | 0 | 514 | 1 | 0 | 0 | 515 |
| 23. GHAZIPUR* | 1802 | 0 | 12 | 17 | 826 | 2657 | 0 | 0 | 0 | 2657 |
| 24. GORAKHPUR | 2075 | 1746 | 770 | 405 | 12 | 5008 | 0 | 0 | 0 | 5008 |
| 25. HAMIRPUR* | 0 | 1300 | 189 | 0 | 0 | 1489 | 11 | 0 | 0 | 1500 |
| 26. HARDOI | 984 | 0 | 0 | 28 | 290 | 1302 | 0 | 0 | 0 | 1302 |
| 27. JALAUN | 470 | 0 | 0 | 0 | 1017 | 1487 | 0 | 0 | 0 | 1487 |
| 28. JAUNPUR | 740 | 268 | 502 | 0 | 0 | 1510 | 0 | 0 | 1510 | 3020 |
| 29. KANPUR* | 925 | 76 | 24 | 0 | 297 | 1322 | 0 | 0 | 0 | 1322 |
| 30. LAKHIMPUR-KHERI* | 4083 | 280 | 78 | 21 | 576 | 5038 | 0 | 0 | 0 | 5038 |
| 31. LALITPUR* | 938 | 0 | 322 | 0 | 10 | 1270 | 0 | 0 | 0 | 1270 |
| 32. MAINPURI | 1282 | 0 | 11 | 121 | 129 | 1543 | 0 | 0 | 0 | 1543 |
| 33. MATHURA | 5018 | 0 | 0 | 499 | 0 | 5517 | 17 | 0 | 46 | 5580 |
| 34. MEERUT* | 0 | 0 | 0 | 0 | 206 | 206 | 0 | 0 | 0 | 206 |
| 35. MIRZAPUR | 1117 | 0 | 0 | 0 | 20 | 1137 | 0 | 0 | 0 | 1137 |
| 36. MORADABAD* | 3376 | 0 | 0 | 672 | 0 | 4048 | 0 | 13 | 0 | 4061 |

DISTRICT CENTRAL COOPERATIVE BANKS

(BANKWISE AND CONSOLIDATED) WORKING CAPITAL, CASH AND BALANCES WITH BANKS, CALL DEPOSITS

18. UTTAR PRADESH

(AS ON 31st MARCH)

TABLE - V

AND DETAILS OF INVESTMENTS WITH VARIOUS AGENCIES

DURING 2005-2006

(Rs. IN LAKHS)

| NAME OF THE DISTRICT CENTRAL COOPERATIVE BANKS IN THE STATE | WORKING CAPITAL | CASH ON HAND | BALANCES WITH BANKS | CALL DEPOSITS | DETAILS OF INVESTMENTS | | | | | TOTAL INVESTMENTS (38 TO 42) |
|--|--------------------|-----------------|---------------------------|------------------|------------------------|----------------------------|------------------------------|-------------------|---------------------------|------------------------------------|
| | | | | | IN GOVT. SECURITIES | DEBEN- TURES OF LDBs | OTHER TRUSTEE SECURITY | FIXED DEPOSITS | OTHER INVEST- MENTS | |
| 1 | 34 | 35 | 36 | 37 | 38 | 39 | 40 | 41 | 42 | 43 |
| 1. AGRA* | 12283 | 213 | 684 | 0 | 0 | 0 | 0 | 1431 | 202 | 1633 |
| 2. ALIGARH | 14560 | 133 | 228 | 0 | 0 | 0 | 1379 | 212 | 0 | 1591 |
| 3. ALLAHABAD | 27477 | 261 | 997 | 826 | 0 | 0 | 0 | 4795 | 116 | 4911 |
| 4. AZAMGARH | 16364 | 115 | 490 | 0 | 0 | 0 | 0 | 2580 | 101 | 2681 |
| 5. BAHRAICH | 11806 | 39 | 53 | 0 | 0 | 0 | 0 | 522 | 59 | 581 |
| 6. BALLIA* | 13486 | 73 | 184 | 0 | 0 | 0 | 0 | 2185 | 86 | 2271 |
| 7. BANDA* | 8322 | 94 | 265 | 0 | 329 | 0 | 0 | 3210 | 36 | 3575 |
| 8. BARABANKI* | 7891 | 113 | 275 | 0 | 0 | 0 | 0 | 1473 | 60 | 1533 |
| 9. BAREILLY | 19192 | 337 | 0 | 0 | 0 | 0 | 3809 | 274 | 20 | 4103 |
| 10. BASTI | 17183 | 117 | 314 | 0 | 0 | 0 | 0 | 2898 | 74 | 2972 |
| 11. BIJNOR | 35582 | 982 | 1914 | 0 | 22 | 171 | 0 | 22275 | 0 | 22468 |
| 12. BUDAU | 14330 | 155 | 303 | 0 | 0 | 0 | 0 | 2396 | 179 | 2575 |
| 13. DEORIA KASIA* | 28783 | 713 | 170 | 0 | 0 | 0 | 0 | 3526 | 320 | 3846 |
| 14. BULANDSHAHR | 21486 | 177 | 564 | 2465 | 0 | 0 | 0 | 4668 | 297 | 4965 |
| 15. SITAPUR | 15950 | 249 | 458 | 0 | 0 | 0 | 0 | 3483 | 99 | 3582 |
| 16. ETAH | 14038 | 158 | 507 | 300 | 0 | 0 | 0 | 3235 | 195 | 3430 |
| 17. ETAWAH* | 19258 | 178 | 382 | 0 | 0 | 0 | 0 | 12752 | 67 | 12819 |
| 18. FAIZABAD | 13212 | 130 | 538 | 0 | 0 | 0 | 0 | 3111 | 127 | 3238 |
| 19. FARRUKHABAD | 15549 | 184 | 459 | 0 | 643 | 0 | 0 | 3086 | 0 | 3729 |
| 20. FATEHPUR* | 14644 | 106 | 394 | 0 | 11 | 0 | 0 | 8063 | 30 | 8104 |
| 22. GHAZIABAD | 26055 | 770 | 1016 | 0 | 0 | 0 | 0 | 16178 | 168 | 16346 |
| 23. GHAZIPUR* | 6017 | 73 | 240 | 450 | 0 | 0 | 0 | 552 | 94 | 646 |
| 24. GORAKHPUR | 34673 | 211 | 690 | 24 | 0 | 0 | 0 | 5577 | 177 | 5754 |
| 25. HAMIRPUR | 12520 | 188 | 395 | 275 | 0 | 0 | 0 | 7781 | 258 | 8039 |
| 26. HARDOI | 10764 | 77 | 276 | 0 | 0 | 0 | 0 | 1132 | 57 | 1189 |
| 27. JALAUN | 16436 | 300 | 405 | 0 | 0 | 0 | 0 | 4327 | 4619 | 8946 |
| 28. JAUNPUR | 12069 | 3 | 30 | 0 | 61 | 0 | 100 | 3259 | 0 | 3420 |
| 29. KANPUR | 21514 | 179 | 961 | 0 | 84 | 0 | 6419 | 0 | 0 | 6503 |
| 30. LAKHIMPUR-KHERI | 51747 | 719 | 880 | 0 | 87 | 0 | 400 | 12211 | 10978 | 23676 |
| 31. LALITPUR | 5890 | 62 | 246 | 300 | 0 | 0 | 0 | 1271 | 73 | 1344 |
| 32. MAINPURI | 7025 | 62 | 278 | 0 | 4 | 0 | 0 | 1150 | 81 | 1235 |
| 33. MATHURA | 15370 | 199 | 173 | 0 | 0 | 0 | 0 | 1461 | 326 | 1787 |
| 34. MEERUT | 55381 | 958 | 1307 | 16501 | 0 | 0 | 0 | 18132 | 107 | 18239 |
| 35. MIRZAPUR | 16416 | 242 | 487 | 0 | 0 | 0 | 0 | 8030 | 86 | 8116 |

**DISTRICT CENTRAL COOPERATIVE BANKS
(BANKWISE AND CONSOLIDATED)**

18. UTTAR PRADESH

(AS ON 31st MARCH)

**TABLE - VI (A)
LOANS ISSUED - SHORT TERM AGRICULTURAL
AND SHORT TERM NON-AGRICULTURAL
DURING 2005-2006**

(Rs. IN LAKHS)

| NAME OF THE DISTRICT CENTRAL COOPERATIVE BANKS IN THE STATE | SHORT TERM AGRICULTURAL | | | | SHORT TERM NON-AGRICULTURAL | | | |
|--|--|--------------------------|---------------------------------------|------------------------------------|-----------------------------|---------------------------|--------|--|
| | SEASONAL AGRICULTURAL OPERATIONS | MARKETING OF CROPS | OTHERS INCLUDING SUPPLY & DIST. | TOTAL S. T. AGRI. (44 TO 46) | INDUSTRIAL PURPOSES | CONSUMP- TION LOANS | OTHERS | TOTAL S. T. NON-AGRI. (48 TO 50) |
| 1 | 44 | 45 | 46 | 47 | 48 | 49 | 50 | 51 |
| 1. AGRA* | 3394 | 0 | 3431 | 6825 | 0 | 0 | 0 | 0 |
| 2. ALIGARH | 1907 | 0 | 0 | 1907 | 7 | 0 | 2287 | 2294 |
| 3. ALLAHABAD | 2143 | 0 | 3325 | 5468 | 0 | 0 | 0 | 0 |
| 4. AZAMGARH | 890 | 2 | 973 | 1865 | 0 | 316 | 0 | 316 |
| 5. BAHRAICH | 142 | 0 | 11 | 153 | 0 | 0 | 60 | 60 |
| 6. BALLIA* | 257 | 0 | 0 | 257 | 0 | 0 | 0 | 0 |
| 7. BANDA* | 848 | 1356 | 89 | 2293 | 2 | 9 | 665 | 676 |
| 8. BARABANKI* | 1191 | 3 | 0 | 1194 | 538 | 0 | 1490 | 2028 |
| 9. BAREILLY | 5791 | 0 | 0 | 5791 | 0 | 3935 | 2099 | 6034 |
| 10. BASTI | 517 | 0 | 407 | 924 | 0 | 0 | 0 | 0 |
| 11. BIJNOR | 10894 | 5136 | 0 | 16030 | 5572 | 12 | 890 | 6474 |
| 12. BUDAU | 2442 | 1648 | 0 | 4090 | 0 | 360 | 0 | 360 |
| 13. DEORIA KASIA* | 5552 | 0 | 0 | 5552 | 0 | 0 | 5802 | 5802 |
| 14. BULANDSHAHAR | 5574 | 0 | 4397 | 9971 | 0 | 0 | 0 | 0 |
| 15. SITAPUR | 474 | 0 | 0 | 474 | 0 | 0 | 430 | 430 |
| 16. ETAH | 2798 | 0 | 2921 | 5719 | 0 | 0 | 846 | 846 |
| 17. ETAWAH* | 1804 | 0 | 0 | 1804 | 0 | 0 | 2756 | 2756 |
| 18. FAIZABAD | 2047 | 0 | 2524 | 4571 | 0 | 0 | 967 | 967 |
| 19. FARRUKHABAD | 1956 | 0 | 0 | 1956 | 0 | 0 | 0 | 0 |
| 20. FATEHPUR* | 1092 | 0 | 793 | 1885 | 69 | 0 | 427 | 496 |
| 22. GHAZIABAD | 4912 | 0 | 0 | 4912 | 0 | 0 | 8556 | 8556 |
| 23. GHAZIPUR* | 1790 | 32 | 1895 | 3717 | 0 | 0 | 137 | 137 |
| 24. GORAKHPUR | 2258 | 1 | 3087 | 5346 | 12 | 0 | 0 | 12 |
| 25. HAMIRPUR | 2041 | 0 | 1620 | 3661 | 0 | 0 | 29 | 29 |
| 26. HARDOI | 133 | 0 | 50 | 183 | 0 | 0 | 141 | 141 |
| 27. JALAUN | 2908 | 20 | 1875 | 4803 | 0 | 0 | 0 | 0 |
| 28. JAUNPUR | 52 | 0 | 19 | 71 | 0 | 0 | 7 | 7 |
| 29. KANPUR | 2466 | 0 | 157 | 2623 | 0 | 0 | 1 | 1 |
| 30. LAKHIMPUR-KHERI | 11456 | 0 | 1226 | 12682 | 0 | 0 | 0 | 0 |
| 31. LALITPUR | 956 | 0 | 0 | 956 | 0 | 0 | 1047 | 1047 |
| 32. MAINPURI | 1229 | 1289 | 0 | 2518 | 0 | 28 | 0 | 28 |
| 33. MATHURA | 6616 | 0 | 0 | 6616 | 0 | 0 | 0 | 0 |
| 34. MEERUT | 11614 | 0 | 4163 | 15777 | 5 | 484 | 32375 | 32864 |
| 35. MIRZAPUR | 2447 | 0 | 2416 | 4863 | 0 | 0 | 0 | 0 |
| 36. MORADABAD* | 5618 | 0 | 4299 | 9917 | 0 | 0 | 4997 | 4997 |

**DISTRICT CENTRAL COOPERATIVE BANKS
(BANKWISE AND CONSOLIDATED)**

18. UTTAR PRADESH

(AS ON 31st MARCH)

**TABLE - VI (B)
LOANS ISSUED - MEDIUM TERM AGRICULTURAL
AND MEDIUM TERM NON-AGRICULTURAL
DURING 2005-2006**

(Rs. IN LAKHS)

| NAME OF THE DISTRICT CENTRAL COOPERATIVE BANKS IN THE STATE | MEDIUM TERM AGRICULTURAL | | | | MEDIUM TERM NON-AGRICULTURAL | | | OTHER LOANS & ADVANCES | TOTAL LOANS & ADVANCES (47+51+55+58+59) |
|--|--------------------------|---------------------|--------|-----------------------------------|------------------------------|--------|--|---------------------------|---|
| | MINOR IRRIGATION | ANIMAL HUSBANDRY | OTHERS | TOTAL M. T. AGRI (52 TO 54) | PURCHASE OF SHARES | OTHERS | TOTAL M. T. NON-AGRI. (56 TO 57) | | |
| 1 | 52 | 53 | 54 | 55 | 56 | 57 | 58 | 59 | 60 |
| 1. AGRA* | 0 | 0 | 0 | 0 | 0 | 284 | 284 | 773 | 7882 |
| 2. ALIGARH | 0 | 0 | 1 | 1 | 6 | 0 | 6 | 164 | 4372 |
| 3. ALLAHABAD | 0 | 0 | 5 | 5 | 0 | 1 | 1 | 1137 | 6611 |
| 4. AZAMGARH | 0 | 0 | 0 | 0 | 0 | 180 | 180 | 0 | 2361 |
| 5. BAHRAICH | 0 | 0 | 1 | 1 | 0 | 39 | 39 | 28 | 281 |
| 6. BALLIA* | 0 | 0 | 0 | 0 | 0 | 0 | 0 | 1468 | 1725 |
| 7. BANDA* | 0 | 2 | 328 | 330 | 0 | 299 | 299 | 137 | 3735 |
| 8. BARABANKI* | 0 | 0 | 0 | 0 | 0 | 95 | 95 | 0 | 3317 |
| 9. BAREILLY | 0 | 0 | 50 | 50 | 0 | 142 | 142 | 0 | 12017 |
| 10. BASTI | 0 | 0 | 15 | 15 | 0 | 485 | 485 | 317 | 1741 |
| 11. BIJNOR | 0 | 0 | 5 | 5 | 305 | 480 | 785 | 314 | 23608 |
| 12. BUDAU | 0 | 0 | 0 | 0 | 0 | 103 | 103 | 29 | 4582 |
| 13. DEORIA KASIA* | 0 | 0 | 185 | 185 | 0 | 1690 | 1690 | 0 | 13229 |
| 14. BULANDSHAHAR | 0 | 0 | 0 | 0 | 0 | 728 | 728 | 1499 | 12198 |
| 15. SITAPUR | 0 | 0 | 3 | 3 | 0 | 269 | 269 | 0 | 1176 |
| 16. ETAH | 0 | 0 | 55 | 55 | 0 | 130 | 130 | 0 | 6750 |
| 17. ETAWAH* | 0 | 0 | 0 | 0 | 0 | 351 | 351 | 278 | 5189 |
| 18. FAIZABAD | 0 | 0 | 46 | 46 | 0 | 0 | 0 | 425 | 6009 |
| 19. FARRUKHABAD | 1 | 0 | 0 | 1 | 0 | 753 | 753 | 2087 | 4797 |
| 20. FATEHPUR* | 0 | 13 | 0 | 13 | 0 | 86 | 86 | 0 | 2480 |
| 21. FIROZABAD | N. A. | N. A. | N. A. | 0 | N. A. | N. A. | 0 | N. A. | 0 |
| 22. GHAZIABAD | 0 | 0 | 0 | 0 | 0 | 691 | 691 | 198 | 14357 |
| 23. GHAZIPUR* | 0 | 1 | 11 | 12 | 0 | 181 | 181 | 75 | 4122 |
| 24. GORAKHPUR | 0 | 0 | 0 | 0 | 0 | 1769 | 1769 | 0 | 7127 |
| 25. HAMIRPUR | 0 | 0 | 7 | 7 | 0 | 1 | 1 | 996 | 4694 |
| 26. HARDOI | 0 | 0 | 0 | 0 | 0 | 0 | 0 | 0 | 324 |
| 27. JALAUN | 0 | 0 | 21 | 21 | 0 | 699 | 699 | 1723 | 7246 |
| 28. JAUNPUR | 0 | 0 | 2 | 2 | 0 | 0 | 0 | 137 | 217 |
| 29. KANPUR | 1 | 0 | 18 | 19 | 0 | 412 | 412 | 695 | 3750 |
| 30. LAKHIMPUR-KHERI | 0 | 21 | 848 | 869 | 0 | 0 | 0 | 22647 | 36198 |
| 31. LALITPUR | 0 | 0 | 694 | 694 | 0 | 34 | 34 | 2 | 2733 |
| 32. MAINPURI | 25 | 0 | 6 | 31 | 1 | 173 | 174 | 0 | 2751 |
| 33. MATHURA | 0 | 0 | 0 | 0 | 0 | 595 | 595 | 5056 | 12267 |
| 34. MEERUT | 0 | 0 | 0 | 0 | 0 | 1572 | 1572 | 838 | 51051 |
| 35. MIRZAPUR | 0 | 0 | 5 | 5 | 0 | 0 | 0 | 1629 | 6497 |

**DISTRICT CENTRAL COOPERATIVE BANKS
(BANKWISE AND CONSOLIDATED)**

18. UTTAR PRADESH

(AS ON 31st MARCH)

**TABLE - VII (A)
LOANS OUTSTANDING - SHORT TERM AGRICULTURAL
AND SHORT TERM NON-AGRICULTURAL
DURING 2005-2006**

(Rs. IN LAKHS)

| NAME OF THE DISTRICT CENTRAL COOPERATIVE BANKS IN THE STATE | SHORT TERM AGRICULTURAL | | | | SHORT TERM NON-AGRICULTURAL | | | |
|--|--|--------------------------|---------------------------------------|------------------------------------|-----------------------------|---------------------------|--------|--|
| | SEASONAL AGRICULTURAL OPERATIONS | MARKETING OF CROPS | OTHERS INCLUDING SUPPLY & DIST. | TOTAL S. T. AGRI. (61 TO 63) | INDUSTRIAL PURPOSES | CONSUMP- TION LOANS | OTHERS | TOTAL S. T. NON-AGRI. (65 TO 67) |
| 1 | 61 | 62 | 63 | 64 | 65 | 66 | 67 | 68 |
| 1. AGRA* | 5914 | 0 | 531 | 6445 | 0 | 0 | 0 | 0 |
| 2. ALIGARH | 5587 | 0 | 0 | 5587 | 85 | 0 | 2111 | 2196 |
| 3. ALLAHABAD | 4873 | 0 | 532 | 5405 | 0 | 0 | 0 | 0 |
| 4. AZAMGARH | 2870 | 55 | 427 | 3352 | 59 | 606 | 0 | 665 |
| 5. BAHRAICH | 2915 | 0 | 380 | 3295 | 0 | 0 | 181 | 181 |
| 6. BALLIA* | 1730 | 0 | 20 | 1750 | 0 | 0 | 0 | 0 |
| 7. BANDA* | 1347 | 94 | 86 | 1527 | 44 | 29 | 195 | 268 |
| 8. BARABANKI* | 2357 | 44 | 0 | 2401 | 510 | 0 | 1285 | 1795 |
| 9. BAREILLY | 9202 | 0 | 0 | 9202 | 44 | 593 | 1892 | 2529 |
| 10. BASTI | 2545 | 125 | 583 | 3253 | 0 | 0 | 0 | 0 |
| 11. BIJNOR | 5877 | 144 | 0 | 6021 | 849 | 96 | 320 | 1265 |
| 12. BUDAU | 8330 | 399 | 46 | 8775 | 0 | 382 | 0 | 382 |
| 13. DEORIA KASIA* | 13882 | 0 | 0 | 13882 | 0 | 0 | 3104 | 3104 |
| 14. BULANDSHAHR | 7987 | 0 | 514 | 8501 | 0 | 0 | 0 | 0 |
| 15. SITAPUR | 5227 | 0 | 0 | 5227 | 12 | 0 | 1010 | 1022 |
| 16. ETAH | 5890 | 0 | 657 | 6547 | 3 | 0 | 756 | 759 |
| 17. ETAWAH* | 2932 | 0 | 0 | 2932 | 0 | 0 | 1355 | 1355 |
| 18. FAIZABAD | 2872 | 0 | 308 | 3180 | 36 | 0 | 838 | 874 |
| 19. FARRUKHABAD | 4873 | 0 | 0 | 4873 | 52 | 0 | 0 | 52 |
| 20. FATEHPUR* | 3108 | 0 | 167 | 3275 | 61 | 0 | 427 | 488 |
| 21. FIROZABAD | N. A. | N. A. | N. A. | 0 | N. A. | N. A. | N. A. | 0 |
| 22. GHAZIABAD | 3011 | 0 | 0 | 3011 | 0 | 0 | 3007 | 3007 |
| 23. GHAZIPUR* | 2617 | 31 | 147 | 2795 | 4 | 0 | 192 | 23 |
| 24. GORAKHPUR | 5941 | 22 | 3537 | 9500 | 292 | 0 | 0 | 292 |
| 25. HAMIRPUR | 2228 | 0 | 41 | 2269 | 0 | 0 | 14 | 14 |
| 26. HARDOI | 1242 | 0 | 235 | 1477 | 0 | 0 | 207 | 207 |
| 27. JALAUN | 2843 | 12 | 63 | 2918 | 0 | 0 | 0 | 0 |
| 28. JAUNPUR | 2413 | 0 | 501 | 2914 | 1 | 0 | 436 | 437 |
| 29. KANPUR | 3658 | 0 | 715 | 4373 | 0 | 0 | 56 | 56 |
| 30. LAKHIMPUR-KHERI | 11010 | 0 | 656 | 11666 | 0 | 77 | 0 | 77 |
| 31. LALITPUR | 2244 | 0 | 0 | 2244 | 0 | 0 | 265 | 265 |
| 32. MAINPURI | 2706 | 213 | 119 | 3038 | 8 | 31 | 0 | 39 |
| 33. MATHURA | 9849 | 0 | 0 | 9849 | 0 | 0 | 8 | 8 |
| 34. MEERUT | 7714 | 274 | 329 | 8317 | 41 | 351 | 5019 | 5411 |
| 35. MIRZAPUR | 2253 | 0 | 220 | 2473 | 3 | 2 | 1 | 6 |

**DISTRICT CENTRAL COOPERATIVE BANKS
(BANKWISEWISE AND CONSOLIDATE)**

18. UTTAR PRADESH

(AS ON 31st MARCH)

**TABLE - VII (B)
LOANS OUTSTANDING - MEDIUM TERM AGRICULTURAL
AND MEDIUM TERM NON-AGRICULTURAL
DURING 2005-2006**

(Rs. IN LAKHS)

| NAME OF THE STATES (DISTRICT CENTRAL COOPERATIVE BANKS STATE WISE TOTAL) | MEDIUM TERM AGRICULTURAL | | | | MEDIUM TERM NON-AGRICULTURAL | | | OTHER LOANS OUTSTANDINGS | TOTAL LOANS OUTSTANDING (64+68+72+75+76) |
|---|--------------------------|---------------------|--------|------------------------------------|------------------------------|--------|--|-----------------------------|--|
| | MINOR IRRIGATION | ANIMAL HUSBANDRY | OTHERS | TOTAL M. T. AGRI. (69 TO 71) | PURCHASE OF SHARES | OTHERS | TOTAL M. T. NON-AGRI. (73 TO 74) | | |
| 1 | 69 | 70 | 71 | 72 | 73 | 74 | 75 | 76 | 77 |
| 1. AGRA* | 0 | 0 | 0 | 0 | 0 | 579 | 579 | 1083 | 8107 |
| 2. ALIGARH | 0 | 0 | 396 | 396 | 5 | 1 | 6 | 154 | 8339 |
| 3. ALLAHABAD | 0 | 0 | 960 | 960 | 0 | 24 | 24 | 2452 | 8841 |
| 4. AZAMGARH | 0 | 0 | 481 | 481 | 0 | 511 | 511 | 0 | 5009 |
| 5. BAHRAICH | 0 | 99 | 359 | 458 | 0 | 298 | 298 | 369 | 4601 |
| 6. BALLIA* | 126 | 0 | 226 | 352 | 0 | 0 | 0 | 2012 | 4114 |
| 7. BANDA* | 10 | 27 | 348 | 385 | 990 | 0 | 990 | 163 | 3333 |
| 8. BARABANKI* | 11 | 22 | 98 | 131 | 0 | 44 | 44 | 0 | 4371 |
| 9. BAREILLY | 0 | 0 | 346 | 346 | 0 | 334 | 334 | 0 | 12411 |
| 10. BASTI | 0 | 0 | 626 | 626 | 0 | 1558 | 1558 | 985 | 6422 |
| 11. BIJNOR | 4 | 0 | 8 | 12 | 292 | 936 | 1228 | 6 | 8532 |
| 12. BUDAU | 0 | 554 | 0 | 554 | 0 | 114 | 114 | 79 | 9904 |
| 13. DEORIA KASIA* | 0 | 0 | 1092 | 1092 | 0 | 2249 | 2249 | 0 | 20327 |
| 14. BULANDSHAHAH | 0 | 0 | 39 | 39 | 0 | 928 | 928 | 939 | 10407 |
| 15. SITAPUR | 0 | 106 | 325 | 431 | 0 | 300 | 300 | 0 | 6980 |
| 16. ETAH | 0 | 0 | 478 | 478 | 0 | 547 | 547 | 0 | 8331 |
| 17. ETAWAH* | 0 | 0 | 39 | 39 | 0 | 493 | 493 | 371 | 5190 |
| 18. FAIZABAD | 0 | 0 | 107 | 107 | 0 | 27 | 27 | 496 | 4684 |
| 19. FARRUKHABAD | 0 | 0 | 0 | 0 | 131 | 967 | 1098 | 502 | 6525 |
| 20. FATEHPUR* | 0 | 198 | 0 | 198 | 0 | 307 | 307 | 0 | 4268 |
| 21. FIROZABAD | N. A. | N. A. | N. A. | 0 | N. A. | N. A. | 0 | N. A. | 0 |
| 22. GHAZIABAD | 0 | 0 | 5 | 5 | 0 | 1003 | 1003 | 193 | 7219 |
| 23. GHAZIPUR* | 0 | 35 | 349 | 384 | 0 | 265 | 265 | 69 | 3536 |
| 24. GORAKHPUR | 0 | 0 | 1767 | 1767 | 0 | 3017 | 3017 | 0 | 14576 |
| 25. HAMIRPUR | 1 | 0 | 37 | 38 | 0 | 20 | 20 | 809 | 3150 |
| 26. HARDOI | 0 | 0 | 135 | 135 | 22 | 26 | 48 | 414 | 2281 |
| 27. JALAUN | 30 | 0 | 397 | 427 | 0 | 1073 | 1073 | 826 | 5244 |
| 28. JAUNPUR | 0 | 61 | 996 | 1057 | 3 | 322 | 325 | 193 | 4926 |
| 29. KANPUR | 56 | 0 | 147 | 203 | 0 | 885 | 885 | 1764 | 7281 |
| 30. LAKHIMPUR-KHERI | 0 | 214 | 1889 | 2103 | 0 | 0 | 0 | 8833 | 22679 |
| 31. LALITPUR | 0 | 0 | 921 | 921 | 0 | 109 | 109 | 25 | 3564 |
| 32. MAINPURI | 210 | 17 | 68 | 295 | 4 | 201 | 205 | 0 | 3577 |
| 33. MATHURA | 0 | 0 | 471 | 471 | 0 | 546 | 546 | 1178 | 12052 |
| 34. MEERUT | 0 | 1 | 43 | 44 | 0 | 2018 | 2018 | 340 | 16130 |
| 35. MIRZAPUR | 0 | 12 | 615 | 627 | 0 | 69 | 69 | 1879 | 5054 |

**DISTRICT CENTRAL COOPERATIVE BANKS
(BANKWISE AND CONSOLIDATED)**

**18. UTTAR PRADESH
(AS ON 31st MARCH)**

**TABLE - VIII
PURPOSE WISE DEMAND AND COLLECTION
DURING 2005-2006**

(Rs. IN LAKHS)

| NAME OF THE STATES (DISTRICT CENTRAL COOPERATIVE BANKS STATE WISE TOTAL) | DETAILS OF DEMAND | | | | | | DETAILS OF COLLECTION | | | | | |
|---|-------------------|-----------------------|-------------------|-----------------------|--------|---------------------|-----------------------|-----------------------|-------------------|-----------------------|--------|---------------------|
| | SHORT TERM | | MEDIUM TERM | | OTHERS | TOTAL (78 TO 82) | SHORT TERM | | MEDIUM TERM | | OTHERS | TOTAL (84 TO 88) |
| | AGRI- CULTURAL | NON-AGRI- CULTURAL | AGRI- CULTURAL | NON-AGRI- CULTURAL | | | AGRI- CULTURAL | NON-AGRI- CULTURAL | AGRI- CULTURAL | NON-AGRI- CULTURAL | | |
| 1 | 78 | 79 | 80 | 81 | 82 | 83 | 84 | 85 | 86 | 87 | 88 | 89 |
| 1. AGRA* | 7239 | 0 | 0 | 0 | 0 | 7239 | 3663 | 0 | 0 | 0 | 0 | 3663 |
| 2. ALIGARH | 5876 | 3065 | 129 | 0 | 0 | 9070 | 1775 | 2177 | 52 | 0 | 0 | 4004 |
| 3. ALLAHABAD | 9291 | 0 | 503 | 0 | 1520 | 11314 | 5235 | 0 | 86 | 0 | 905 | 6226 |
| 4. AZAMGARH | 3098 | 1446 | 29 | 495 | 0 | 5068 | 972 | 1046 | 1 | 273 | 0 | 2292 |
| 5. BAHRAICH | 3629 | 66 | 169 | 159 | 337 | 4360 | 727 | 0 | 1 | 158 | 175 | 1061 |
| 6. BALLIA* | 2168 | 16 | 126 | 2429 | 0 | 4739 | 587 | 2 | 0 | 1912 | 0 | 2501 |
| 7. BANDA* | 1453 | 2097 | 108 | 417 | 121 | 4196 | 880 | 2046 | 29 | 413 | 114 | 3482 |
| 8. BARABANKI* | 2758 | 2467 | 168 | 51 | 0 | 5444 | 923 | 2267 | 37 | 51 | 0 | 3278 |
| 9. BAREILLY | 11697 | 7253 | 399 | 178 | 0 | 19527 | 4857 | 6773 | 53 | 109 | 0 | 11792 |
| 10. BASTI | 3034 | 0 | 237 | 572 | 2405 | 6248 | 488 | 0 | 18 | 515 | 626 | 1647 |
| 11. BIJNOR | 11036 | 15596 | 2 | 627 | 52 | 27313 | 9940 | 15433 | 2 | 621 | 48 | 26044 |
| 12. BUDAU | 7682 | 2105 | 16 | 183 | 8 | 9994 | 1817 | 1799 | 7 | 171 | 8 | 3802 |
| 13. DEORIA KASIA* | 13056 | 7567 | 851 | 0 | 0 | 21474 | 3599 | 6897 | 268 | 0 | 0 | 10764 |
| 14. BULANDSHAHR | 13706 | 0 | 43 | 559 | 2140 | 16448 | 8911 | 0 | 4 | 528 | 1596 | 11039 |
| 15. SITAPUR | 737 | 530 | 0 | 0 | 324 | 1591 | 698 | 483 | 0 | 0 | 302 | 1483 |
| 16. ETAH | 6011 | 4693 | 64 | 332 | 0 | 11100 | 2442 | 3709 | 33 | 96 | 0 | 6280 |
| 17. ETAWAH* | 3241 | 2847 | 39 | 449 | 502 | 7078 | 1591 | 2438 | 0 | 305 | 277 | 4611 |
| 18. FAIZABAD | 6499 | 440 | 12 | 27 | 1652 | 8630 | 4465 | 366 | 5 | 0 | 1509 | 6345 |
| 19. FARRUKHABAD | 5064 | 28 | 9 | 567 | 2658 | 8326 | 1908 | 0 | 0 | 476 | 2296 | 4680 |
| 20. FATEHPUR* | 3548 | 518 | 163 | 173 | 0 | 4402 | 1321 | 448 | 20 | 66 | 0 | 1855 |
| 21. FIROZABAD | N. A. | N. A. | N. A. | N. A. | N. A. | 0 | N. A. | N. A. | N. A. | N. A. | N. A. | 0 |
| 22. GHAZIABAD | 5283 | 0 | 3 | 0 | 0 | 5286 | 4927 | 0 | 3 | 0 | 0 | 4930 |
| 23. GHAZIPUR* | 3232 | 1950 | 199 | 15 | 402 | 5798 | 1474 | 1930 | 50 | 5 | 340 | 3799 |
| 24. GORAKHPUR | 6734 | 3811 | 755 | 1386 | 95 | 12781 | 1946 | 2996 | 50 | 1304 | 95 | 6391 |
| 25. HAMIRPUR | 4037 | 60 | 35 | 9 | 884 | 5025 | 3497 | 32 | 13 | 0 | 779 | 4321 |
| 26. HARDOI | 1318 | 94 | 135 | 47 | 887 | 2481 | 145 | 49 | 0 | 0 | 238 | 432 |
| 27. JALAU | 3091 | 19 | 383 | 112 | 0 | 3605 | 2186 | 2 | 208 | 89 | 0 | 2485 |
| 28. JAUNPUR | 2452 | 485 | 357 | 104 | 143 | 3541 | 203 | 141 | 69 | 20 | 142 | 575 |
| 29. KANPUR | 4059 | 8695 | 87 | 557 | 0 | 13398 | 2210 | 7560 | 7 | 315 | 0 | 10092 |
| 30. LAKHIMPUR-KHERI | 15699 | 0 | 258 | 0 | 0 | 15957 | 10681 | 0 | 94 | 0 | 0 | 10775 |
| 31. LALITPUR | 2570 | 1228 | 334 | 91 | 7 | 4230 | 1251 | 1059 | 108 | 33 | 7 | 2458 |
| 32. MAINPURI | 4008 | 28 | 36 | 159 | 0 | 4231 | 2310 | 23 | 10 | 149 | 0 | 2492 |
| 33. MATHURA | 6313 | 4711 | 0 | 317 | 581 | 11922 | 5237 | 4711 | 0 | 317 | 581 | 10846 |
| 34. MEERUT | 12744 | 1 | 12 | 1157 | 0 | 13914 | 10993 | 0 | 11 | 1039 | 0 | 12043 |
| 35. MIRZAPUR | 4725 | 3 | 207 | 36 | 1200 | 6171 | 4564 | 0 | 231 | 7 | 1150 | 5952 |

DISTRICT CENTRAL COOPERATIVE BANKS

TABLE - IX

(BANKWISE AND CONSOLIDATED) PURPOSE WISE BALANCES (OVERDUES) AND % OF OVERDUES TO DEMAND

18. UTTAR PRADESH

DURING 2005-2006

(AS ON 31st MARCH)

(Rs. IN LAKHS)

(PERCENTAGE %)

| NAME OF THE STATES (DISTRICT CENTRAL COOPERATIVE BANKS STATE WISE TOTAL) | DETAILS OF BALANCES (OVERDUES) | | | | | | PERCENTAGE OF OVERDUES TO DEMAND | | | | | |
|---|--------------------------------|-----------------------|-------------------|-----------------------|--------|---------------------|----------------------------------|-----------------------|-------------------|-----------------------|--------|-------|
| | SHORT TERM | | MEDIUM TERM | | OTHERS | TOTAL (90 TO 94) | SHORT TERM | | MEDIUM TERM | | OTHERS | TOTAL |
| | AGRI- CULTURAL | NON-AGRI- CULTURAL | AGRI- CULTURAL | NON-AGRI- CULTURAL | | | AGRI- CULTURAL | NON-AGRI- CULTURAL | AGRI- CULTURAL | NON-AGRI- CULTURAL | | |
| 1 | 90 | 91 | 92 | 93 | 94 | 95 | 96 | 97 | 98 | 99 | 100 | 101 |
| 1. AGRA* | 3576 | 0 | 0 | 0 | 0 | 3576 | 49.40 | 0.00 | 0.00 | 0.00 | 0.00 | 49.40 |
| 2. ALIGARH | 4101 | 888 | 77 | 0 | 0 | 5066 | 69.79 | 28.97 | 59.69 | 0.00 | 0.00 | 55.85 |
| 3. ALLAHABAD | 4056 | 0 | 417 | 0 | 615 | 5088 | 43.66 | 0.00 | 82.90 | 0.00 | 40.46 | 44.97 |
| 4. AZAMGARH | 2126 | 400 | 28 | 222 | 0 | 2776 | 68.62 | 27.66 | 96.55 | 44.85 | 0.00 | 54.78 |
| 5. BAHRAICH | 2902 | 66 | 168 | 1 | 162 | 3299 | 79.97 | 100.00 | 99.41 | 0.63 | 48.07 | 75.67 |
| 6. BALLIA* | 1581 | 14 | 126 | 517 | 0 | 2238 | 72.92 | 87.50 | 100.00 | 21.28 | 0.00 | 47.23 |
| 7. BANDA* | 573 | 51 | 79 | 4 | 7 | 714 | 39.44 | 2.43 | 73.15 | 0.96 | 5.79 | 17.02 |
| 8. BARABANKI* | 1835 | 200 | 131 | 0 | 0 | 2166 | 66.53 | 8.11 | 77.98 | 0.00 | 0.00 | 39.79 |
| 9. BAREILLY | 6840 | 480 | 346 | 69 | 0 | 7735 | 58.48 | 6.62 | 86.72 | 38.76 | 0.00 | 39.61 |
| 10. BASTI | 2546 | 0 | 219 | 57 | 1779 | 4601 | 83.92 | 0.00 | 92.41 | 9.97 | 73.97 | 73.64 |
| 11. BIJNOR | 1096 | 163 | 0 | 6 | 4 | 1269 | 9.93 | 1.05 | 0.00 | 0.96 | 7.69 | 4.65 |
| 12. BUDAU | 5865 | 306 | 9 | 12 | 0 | 6192 | 76.35 | 14.54 | 56.25 | 6.56 | 0.00 | 61.96 |
| 13. DEORIA KASIA* | 9457 | 670 | 583 | 0 | 0 | 10710 | 72.43 | 8.85 | 68.51 | 0.00 | 0.00 | 49.87 |
| 14. BULANDSHAHR | 4795 | 0 | 39 | 31 | 544 | 5409 | 34.98 | 0.00 | 90.70 | 5.55 | 25.42 | 32.89 |
| 15. SITAPUR | 39 | 47 | 0 | 0 | 22 | 108 | 5.29 | 8.87 | 0.00 | 0.00 | 6.79 | 6.79 |
| 16. ETAH | 3569 | 984 | 31 | 236 | 0 | 4820 | 59.37 | 20.97 | 48.44 | 71.08 | 0.00 | 43.42 |
| 17. ETAWAH* | 1650 | 409 | 39 | 144 | 225 | 2467 | 50.91 | 14.37 | 100.00 | 32.07 | 44.82 | 34.85 |
| 18. FAIZABAD | 2034 | 74 | 7 | 27 | 143 | 2285 | 31.30 | 16.82 | 58.33 | 100.00 | 8.66 | 26.48 |
| 19. FARRUKHABAD | 3156 | 28 | 9 | 91 | 362 | 3646 | 62.32 | 100.00 | 100.00 | 16.05 | 13.62 | 43.79 |
| 20. FATEHPUR* | 2227 | 70 | 143 | 107 | 0 | 2547 | 62.77 | 13.51 | 87.73 | 61.85 | 0.00 | 57.86 |
| 21. FIROZABAD | 0 | 0 | 0 | 0 | 0 | 0 | 0.00 | 0.00 | 0.00 | 0.00 | 0.00 | 0.00 |
| 22. GHAZIABAD | 356 | 0 | 0 | 0 | 0 | 356 | 6.74 | 0.00 | 0.00 | 0.00 | 0.00 | 6.73 |
| 23. GHAZIPUR* | 1758 | 20 | 149 | 10 | 62 | 1999 | 54.39 | 1.03 | 74.87 | 66.67 | 15.42 | 34.48 |
| 24. GORAKHPUR | 4788 | 815 | 705 | 82 | 0 | 6390 | 71.10 | 21.39 | 93.38 | 5.92 | 0.00 | 50.00 |
| 25. HAMIRPUR | 540 | 28 | 22 | 9 | 105 | 704 | 13.38 | 46.67 | 62.86 | 100.00 | 11.88 | 14.01 |
| 26. HARDOI | 1173 | 45 | 135 | 47 | 649 | 2049 | 89.00 | 47.87 | 100.00 | 100.00 | 73.17 | 82.59 |
| 27. JALAUN | 905 | 17 | 175 | 23 | 0 | 1120 | 29.28 | 89.47 | 45.69 | 20.54 | 0.00 | 31.07 |
| 28. JAUNPUR | 2249 | 344 | 288 | 84 | 1 | 2966 | 91.72 | 70.93 | 80.67 | 80.77 | 0.70 | 83.76 |
| 29. KANPUR | 1849 | 1135 | 80 | 242 | 0 | 3306 | 45.55 | 13.05 | 91.95 | 43.45 | 0.00 | 24.68 |
| 30. LAKHIMPUR-KHERI | 5018 | 0 | 164 | 0 | 0 | 5182 | 31.96 | 0.00 | 63.57 | 0.00 | 0.00 | 32.47 |
| 31. LALITPUR | 1319 | 169 | 226 | 58 | 0 | 1772 | 51.32 | 13.76 | 67.66 | 63.74 | 0.00 | 41.89 |
| 32. MAINPURI | 1698 | 5 | 26 | 10 | 0 | 1739 | 42.37 | 17.86 | 72.22 | 6.29 | 0.00 | 41.10 |
| 33. MATHURA | 1076 | 0 | 0 | 0 | 0 | 1076 | 17.04 | 0.00 | 0.00 | 0.00 | 0.00 | 9.03 |
| 34. MEERUT | 1751 | 1 | 1 | 118 | 0 | 1871 | 13.74 | 100.00 | 8.33 | 10.20 | 0.00 | 13.45 |
| 35. MIRZAPUR | 161 | 3 | -24 | 29 | 50 | 219 | 3.41 | 100.00 | -11.59 | 80.56 | 4.17 | 3.55 |

DISTRICT CENTRAL COOPERATIVE BANKS

TABLE - X

(BANKWISE AND CONSOLIDATED)

COST OF MANAGEMENT, NUMBER OF EMPLOYEES, PROFIT/LOSS AND

18. UTTAR PRADESH

DIVIDEND DECLARED, BRANCHES WORKING IN PROFIT/LOSS

(AS ON 31st MARCH)

DURING 2005-2006

(Rs. IN LAKHS)

| NAME OF THE STATES (DISTRICT CENTRAL COOPERATIVE BANKS STATE WISE TOTAL) | COST OF MANAGEMENT | | | TOTAL NO. OF EMPLOYEES | COST OF MGMT. PER EMPLOYEE | COST OF MGMT. TO WORKING CAP. (%) | BANKS IN PROFIT (+) LOSS (-) | DIVIDEND DECLARED (%) | BRANCHES WORKING AT | | AUDIT CLASSI- FICATION (A/B/C/D/. GOVT.) |
|---|--------------------|-------------------|-------|---------------------------|----------------------------------|--|------------------------------------|-----------------------------|---------------------|------------------|--|
| | SALARIES | OTHER EXPENCES | TOTAL | | | | | | PROFIT (NUMBER) | LOSS (NUMBER) | |
| 1 | 102 | 103 | 104 | 105 | 106 | 107 | 108 | 104 | 110 | 111 | 112 |
| 1. AGRA* | 175 | 42 | 217 | 109 | 1.99 | 1.77 | 717 | 0 | 12 | 4 | C |
| 2. ALIGARH | 135 | 28 | 163 | 67 | 2.43 | 1.12 | -403 | 0 | 15 | 5 | C |
| 3. ALLAHABAD | 553 | 1661 | 2214 | 268 | 8.26 | 8.06 | -1156 | 0 | 25 | 19 | D |
| 4. AZAMGARH | 285 | 36 | 321 | 150 | 2.14 | 1.96 | -579 | 0 | 12 | 14 | D |
| 5. BAHRAICH | 229 | 25 | 254 | 154 | 1.65 | 2.15 | -4247 | 0 | 7 | 19 | D |
| 6. BALLIA* | 236 | 40 | 276 | 141 | 1.96 | 2.05 | 151 | 0 | 8 | 16 | D |
| 7. BANDA* | 163 | 32 | 195 | 85 | 2.29 | 2.34 | 3 | 0 | 9 | 9 | B |
| 8. BARABANKI* | 210 | 23 | 233 | 131 | 1.78 | 2.95 | -472 | 0 | 10 | 12 | D |
| 9. BAREILLY | 315 | 65 | 380 | 185 | 2.05 | 1.98 | 66 | 0 | 21 | 4 | B |
| 10. BASTI | 304 | 48 | 352 | 159 | 2.21 | 2.05 | -569 | 0 | 20 | 5 | D |
| 11. BIJNOR | 421 | 94 | 515 | 238 | 2.16 | 1.45 | 463 | 11 | 36 | 2 | A |
| 12. BUDAU | 184 | 40 | 224 | 91 | 2.46 | 1.56 | 205 | 0 | 20 | 2 | D |
| 13. DEORIA KASIA* | 435 | 276 | 711 | 280 | 2.54 | 2.47 | 194 | 0 | 39 | 7 | N.A. |
| 14. BULANDSHAHR | 270 | 66 | 336 | 145 | 2.32 | 1.56 | 208 | 0 | 24 | 2 | B |
| 15. SITAPUR | 330 | 591 | 921 | 208 | 4.43 | 5.77 | -588 | 0 | 24 | 14 | D |
| 16. ETAH | 221 | 52 | 273 | 121 | 2.26 | 1.94 | 88 | 0 | 20 | 2 | A |
| 17. ETAWAH* | 298 | 167 | 465 | 144 | 3.23 | 2.41 | 149 | 0 | 22 | 5 | A |
| 18. FAIZABAD | 277 | 57 | 334 | 154 | 2.17 | 2.53 | -228 | 0 | 16 | 9 | D |
| 19. FARRUKHABAD | 183 | 59 | 242 | 105 | 2.30 | 1.56 | -138 | 0 | 16 | 3 | D |
| 20. FATEHPUR* | 231 | 64 | 295 | 181 | 1.63 | 2.01 | 76 | 0 | 14 | 18 | A |
| 21. FIROZABAD | N. A. | N. A. | 0 | N. A. | 0.00 | 0.00 | 0 | N. A. | N. A. | N. A. | N.A. |
| 22. GHAZIABAD | 382 | 140 | 522 | 181 | 2.88 | 2.00 | 172 | 10 | 24 | 1 | A |
| 23. GHAZIPUR* | 120 | 18 | 138 | 133 | 1.04 | 2.29 | 53 | 0 | 16 | 0 | B |
| 24. GORAKHPUR | 681 | 458 | 1139 | 265 | 4.30 | 3.28 | -1880 | 0 | 25 | 26 | D |
| 25. HAMIRPUR | 152 | 39 | 191 | 108 | 1.77 | 1.53 | 52 | 0 | 17 | 3 | A |
| 26. HARDOI | 180 | 25 | 205 | 108 | 1.90 | 1.90 | -4328 | 0 | 7 | 18 | D |
| 27. JALAU | 211 | 42 | 253 | 103 | 2.46 | 1.54 | 15 | 0 | 17 | 1 | B |
| 28. JAUNPUR | 291 | 43 | 334 | 162 | 2.06 | 2.77 | -1540 | 0 | 22 | 15 | D |
| 29. KANPUR | 265 | 67 | 332 | 198 | 1.68 | 1.54 | 259 | 0 | 28 | 1 | D |
| 30. LAKHIMPUR-KHERI | 884 | 129 | 1013 | 381 | 2.66 | 1.96 | 261 | 0 | 55 | 5 | A |
| 31. LALITPUR | 92 | 21 | 113 | 65 | 1.74 | 1.92 | 100 | 0 | 10 | 1 | D |
| 32. MAINPURI | 108 | 22 | 130 | 59 | 2.20 | 1.85 | 43 | 0 | 9 | 2 | D |
| 33. MATHURA | 214 | 54 | 268 | 108 | 2.48 | 1.74 | -723 | 0 | 17 | 1 | B |
| 34. MEERUT | 572 | 261 | 833 | 303 | 2.75 | 1.50 | 984 | 15 | 43 | 2 | A |

**DISTRICT CENTRAL COOPERATIVE BANKS
(BANK WISE AND CONSOLIDATED)**

18. UTTAR PRADESH Contd...

(AS ON 31st MARCH)

**TABLE - II
NUMBER OF OFFICES, MEMBERSHIP, SHARE CAPITAL
AND RESERVE FUNDS
DURING 2005-2006**

(Rs. IN LAKHS)

| NAME OF THE DISTRICT CENTRAL COOPERATIVE BANKS IN THE STATE | NUMBER OF OFFICES INCLUDING HEAD OFFICE | MEMBERSHIP (IN NUMBERS) | | | PAID UP SHARE CAPITAL | | | TOTAL SHARE CAPITAL (6 TO 8) | RESERVES AND OTHER FUNDS | | | TOTAL RESERVE FUNDS (10 TO 12) |
|--|---|-------------------------------|------------------|-------------------------------------|---------------------------|--------------------------|--------------------------|---------------------------------------|------------------------------|---|-------------------|---|
| | | COOPE- RATIVE SOCIETIES | INDIVI- DUALS | TOTAL MEMBER SHIP (3 TO 4) | FROM COOPE- RATIVES | FROM GOVERN- MENTS | FROM INDIVI- DUALS | | STATUTORY RESERVE FUND | AGRIL. CREDIT STABILISA- TION FUND | OTHER RESERVES | |
| 1 | 2 | 3 | 4 | 5 | 6 | 7 | 8 | 9 | 10 | 11 | 12 | 13 |
| 35. MIRZAPUR | 28 | 420 | 69 | 489 | 498 | 141 | 0 | 639 | 39 | 1 | 1329 | 1369 |
| 36. MORADABAD* | 42 | 587 | 27 | 614 | 443 | 219 | 0 | 662 | 388 | 57 | 1124 | 1569 |
| 37. MUZAFFANAGAR | 39 | 286 | 0 | 286 | 866 | 1 | 0 | 867 | 1264 | 490 | 6127 | 7881 |
| 38. PILIBHIT | 16 | 318 | 1 | 319 | 464 | 141 | 0 | 605 | 313 | 98 | 2024 | 2435 |
| 39. PRATAPGARH | 26 | 303 | 29 | 332 | 438 | 299 | 0 | 737 | 33 | 5 | 21 | 59 |
| 40. RAE BARELI | 33 | 445 | 5 | 450 | 354 | 225 | 20 | 599 | 19 | 5 | 47 | 71 |
| 41. RAMPUR | 19 | 276 | 62 | 338 | 362 | 48 | 2 | 412 | 512 | 232 | 2120 | 2864 |
| 42. SAHARANPUR | 24 | 447 | 1 | 448 | 891 | 76 | 0 | 967 | 636 | 317 | 1588 | 2541 |
| 43. SHAHJAHANPUR* | 20 | 229 | 0 | 229 | 391 | 294 | 0 | 685 | 198 | 4 | 790 | 992 |
| 44. SIDDARTHANAGAR | 14 | 219 | 0 | 219 | 228 | 41 | 0 | 269 | 12 | 3 | 2236 | 2251 |
| 45. SULTANPUR | 29 | 334 | 9 | 343 | 302 | 307 | 0 | 609 | 10 | 0 | 13 | 23 |
| 46. VARANASI | 31 | 987 | 100 | 1087 | 446 | 318 | 0 | 764 | 30 | 6 | 2557 | 2593 |
| 47. UNNAO | 20 | 455 | 5 | 460 | 280 | 113 | 0 | 393 | 20 | 0 | 2447 | 2467 |
| 48. JHANSI* | 19 | 323 | 1 | 324 | 293 | 174 | 0 | 467 | 21 | 4 | 939 | 964 |
| 49. LUCKNOW* | 22 | 300 | 70 | 370 | 223 | 128 | 0 | 351 | 84 | 0 | 12 | 96 |
| 50. MAU* | 11 | 598 | 0 | 598 | 128 | 52 | 0 | 180 | 9 | 0 | 437 | 446 |
| STATE TOTAL : | 1324 | 19697 | 1253 | 20950 | 20823 | 8847 | 39 | 29709 | 11062 | 3495 | 91371 | 105928 |
| 19. UTTARANCHAL | | | | | | | | | | | | |
| 1. ALMORA | 23 | 178 | 15 | 193 | 82 | 35 | 0 | 117 | 413 | 189 | 1230 | 1832 |
| 2. CHAMOLI | 21 | 143 | 6 | 149 | 97 | 100 | 0 | 197 | 438 | 148 | 1118 | 1704 |
| 3. DEHRADUN | 16 | 409 | 4 | 413 | 129 | 60 | 0 | 189 | 118 | 61 | 846 | 1025 |
| 4. GARHWAL (KOTDWAR) | 21 | 232 | 4 | 236 | 96 | 278 | 0 | 374 | 41 | 11 | 861 | 913 |
| 5. HARIDWAR (ROORKI)* | 13 | 44 | 83 | 127 | 169 | 121 | 0 | 290 | 43 | 2 | 392 | 437 |
| 6. NAINITAL (HALDWANI) | 26 | 229 | 51 | 280 | 180 | 0 | 0 | 180 | 913 | 373 | 1423 | 2709 |
| 7. PITHORAGARH* | 23 | 198 | 10 | 208 | 60 | 75 | 0 | 135 | 996 | 228 | 884 | 2108 |
| 8. TEHRI GARHWAL | 26 | 214 | 8 | 222 | 147 | 15 | 0 | 162 | 516 | 136 | 1146 | 1798 |
| 9. UTTAR KASHI | 14 | 97 | 1 | 98 | 114 | 15 | 0 | 129 | 175 | 85 | 516 | 776 |
| STATE TOTAL : | 183 | 1744 | 182 | 1926 | 1074 | 699 | 0 | 1773 | 3653 | 1233 | 8416 | 13302 |

**DISTRICT CENTRAL COOPERATIVE BANKS
(STATE WISE AND CONSOLIDATED)**

18. UTTAR PRADESH Contd...
(AS ON 31st MARCH)

**TABLE - III
DEPOSITS SOURCE-WISE AND TYPE-WISE
DURING 2005-2006**

(Rs. IN LAKHS)

| NAME OF THE DISTRICT CENTRAL COOPERATIVE BANKS IN THE STATE | INSTITUTIONAL DEPOSITS FROM | | | | TOTAL DEPOSITS (14 TO 17) OR (19 TO 23) | TYPEWISE DEPOSITS | | | | |
|--|-----------------------------|------------------|-----------------|-------------|---|-------------------|---------------|---------------|------------------|-------------------|
| | COOPER- ATIVES | INDIVI- DUALS | LOCAL BODIES | OTHERS | | CURRENT | SAVINGS | FIXED | RESERVE FUNDS | OTHER DEPOSITS |
| 1 | 14 | 15 | 16 | 17 | 18 | 19 | 20 | 21 | 22 | 23 |
| 37. MUZAFFANAGAR | 8010 | 31185 | 0 | 0 | 39195 | 2073 | 24687 | 12435 | 0 | 0 |
| 38. PILIBHIT | 1929 | 5097 | 0 | 0 | 7026 | 810 | 4009 | 2207 | 0 | 0 |
| 39. PRATAPGARH | 141 | 10214 | 0 | 627 | 10982 | 540 | 6019 | 3795 | 0 | 628 |
| 40. RAE BARELI | 1064 | 10977 | 193 | 787 | 13021 | 428 | 7274 | 4354 | 179 | 786 |
| 41. RAMPUR | 1878 | 7151 | 1049 | 0 | 10078 | 753 | 6434 | 2890 | 0 | 1 |
| 42. SAHARANPUR | 1026 | 13650 | 849 | 0 | 15525 | 1418 | 8588 | 5519 | 0 | 0 |
| 43. SHAHJAHANPUR* | 853 | 4881 | 0 | 0 | 5734 | 490 | 2751 | 2492 | 0 | 1 |
| 44. SIDDARTHANAGAR | 34 | 3770 | 34 | 0 | 3838 | 116 | 1937 | 1784 | 0 | 1 |
| 45. SULTANPUR | 7 | 7201 | 69 | 0 | 7277 | 335 | 3984 | 2958 | 0 | 0 |
| 46. VARANASI | 1663 | 9848 | 0 | 0 | 11511 | 661 | 5187 | 5555 | 108 | 0 |
| 47. UNNAO | 1293 | 5963 | 0 | 0 | 7256 | 550 | 4448 | 2253 | 5 | 0 |
| 48. JHANSI* | 733 | 6745 | 196 | 0 | 7674 | 392 | 2908 | 4374 | 0 | 0 |
| 49. LUCKNOW* | 1403 | 6629 | 425 | 0 | 8457 | 490 | 3959 | 3871 | 0 | 137 |
| 50. MAU* | 151 | 1922 | 0 | 0 | 2073 | 231 | 1115 | 727 | 0 | 0 |
| 21. FIROZABAD | N. A. | N. A. | N. A. | N. A. | 0 | N. A. | N. A. | N. A. | N. A. | 0 |
| STATE TOTAL : | 74006 | 497288 | 14185 | 4679 | 590158 | 41699 | 318741 | 225647 | 582 | 3489 |
| 19. UTTARANCHAL | | | | | | | | | | |
| 1. ALMORA | 1560 | 13450 | 0 | 0 | 15010 | 1016 | 8019 | 5968 | 0 | 7 |
| 5. HARIDWAR (ROORKI)* | 450 | 4611 | 0 | 0 | 5061 | 160 | 2350 | 2491 | 60 | 0 |
| 7. PITHORAGARH* | 688 | 12913 | 2240 | 0 | 15841 | 1219 | 8258 | 6364 | 0 | 0 |
| 6. NAINITAL (HALDWANI) | 36755 | 3027 | @ | @ | 39782 | 975 | 13553 | 25254 | 0 | 0 |
| 2. CHAMOLI | 755 | 12869 | 4483 | 0 | 18107 | 458 | 11269 | 6247 | 125 | 8 |
| 4. GARHWAL (KOTDWAR) | 726 | 13745 | 0 | 914 | 15385 | 472 | 8755 | 5198 | 914 | 46 |
| 8. TEHRI GARHWAL | 1604 | 16727 | 2519 | 150 | 21000 | 1321 | 12163 | 7366 | 0 | 150 |
| 9. UTTAR KASHI | 387 | 8373 | 2926 | 0 | 11686 | 1092 | 5587 | 4967 | 0 | 40 |
| 3. DEHRADUN | 6393 | 13028 | 0 | 0 | 19421 | 667 | 11701 | 7010 | 0 | 43 |
| STATE TOTAL : | 49318 | 98743 | 12168 | 1064 | 161293 | 7380 | 81655 | 70865 | 1099 | 294 |

DISTRICT CENTRAL COOPERATIVE BANKS

TABLE - IV

**(BANKWISE AND CONSOLIDATED) BORROWINGS FROM SCB / NABARD, GOVT. OF INDIA, COMMERCIAL BANKS,
18. UTTAR PRADESH Contd...**

CASH CREDIT & OVERDRAFTS AND OTHERS

(AS ON 31st MARCH)

DURING 2004-2005

(Rs. IN LAKHS)

| NAME OF THE DISTRICT CENTRAL COOPERATIVE BANKS IN THE STATE | BORROWINGS FROM SCB / NABARD | | | | | TOTAL LOANS FROM SCB/NABARD (24 TO 28) | LOANS FROM | | CASH CREDIT AND OVER- DRAFTS | TOTAL BORROW- INGS (29 TO 32) |
|--|------------------------------|----------------|------------------|----------------|-------------|---|------------|--------------------------|--|--|
| | AGRICULTURAL | | NON-AGRICULTURAL | | OTHER | | GOVT. | COMMER- CIAL BANKS | | |
| | SHORT TERM | MEDIUM TERM | SHORT TERM | MEDIUM TERM | | | | | | |
| 1 | 24 | 25 | 26 | 27 | 28 | 29 | 30 | 31 | 32 | 33 |
| 37. MUZAFFANAGAR | 1545 | 0 | 0 | 0 | 1190 | 2735 | 0 | 0 | 0 | 2735 |
| 38. PILIBHIT | 1244 | 0 | 472 | 34 | 0 | 1750 | 0 | 0 | 0 | 1750 |
| 39. PRATAPGARH* | 374 | 0 | 0 | 0 | 6 | 380 | 0 | 0 | 0 | 380 |
| 40. RAE BARELI* | 543 | 0 | 1 | 0 | 0 | 544 | 0 | 0 | 0 | 544 |
| 41. RAMPUR | 1908 | 1336 | 0 | 35 | 237 | 3516 | 0 | 0 | 0 | 3516 |
| 42. SAHARANPUR* | 3669 | 0 | 0 | 0 | 0 | 3669 | 0 | 0 | 0 | 3669 |
| 43. SHAHJAHANPUR* | 2383 | 603 | 27 | 0 | 0 | 3013 | 0 | 0 | 0 | 3013 |
| 44. SIDDARTHANAGAR* | 561 | 156 | 0 | 186 | 9 | 912 | 0 | 0 | 0 | 912 |
| 45. SULTANPUR | 639 | 206 | 5 | 725 | 0 | 1575 | 0 | 0 | 0 | 1575 |
| 46. VARANASI* | 1328 | 384 | 119 | 0 | 0 | 1831 | 81 | 0 | 0 | 1912 |
| 47. UNNAO* | 1535 | 0 | 27 | 0 | 0 | 1562 | 2 | 0 | 126 | 1690 |
| 48. JHANSI* | 0 | 0 | 0 | 70 | 0 | 70 | 7 | 180 | 0 | 257 |
| 49. LUCKNOW* | 138 | 67 | 0 | 0 | 48 | 253 | 0 | 0 | 0 | 253 |
| 50. MAU* | 933 | 0 | 0 | 0 | 30 | 963 | 0 | 0 | 0 | 963 |
| STATE TOTAL : | 77976 | 14375 | 5681 | 4776 | 6107 | 108915 | 217 | 529 | 2105 | 111766 |
| 19. UTTARANCHAL | | | | | | | | | | |
| 1. ALMORA | 0 | 0 | 45 | 0 | 62 | 107 | 0 | 0 | 0 | 107 |
| 5. HARIDWAR (ROORKI)* | 1007 | 0 | 0 | 0 | 0 | 1007 | 1 | 20 | 0 | 1028 |
| 7. PITHORAGARH | 0 | 0 | 28 | 11 | 0 | 39 | 0 | 0 | 0 | 39 |
| 6. NAINITAL (HALDWANI)* | 700 | 0 | 89 | 1 | 0 | 790 | 1 | 501 | 0 | 1292 |
| 2. CHAMOLI | 0 | 0 | 25 | 0 | 0 | 33 | 18 | 0 | 0 | 51 |
| 4. GARHWAL (KOTDWAR)* | 1 | 999 | 0 | 0 | 0 | 1000 | 1 | 0 | 0 | 1 |
| 8. TEHRI GARHWAL* | 39 | 0 | 0 | 201 | 0 | 240 | 2 | 0 | 0 | 242 |
| 9. UTTAR KASHI* | 0 | 0 | 62 | 0 | 0 | 62 | 0 | 0 | 0 | 62 |
| 3. DEHRADUN | 0 | 0 | 0 | 12 | 0 | 12 | 0 | 111 | 0 | 123 |
| STATE TOTAL : | 1747 | 999 | 249 | 225 | 62 | 3290 | 23 | 632 | 0 | 2945 |

DISTRICT CENTRAL COOPERATIVE BANKS

(BANKWISE AND CONSOLIDATED) WORKING CAPITAL, CASH AND BALANCES WITH BANKS, CALL DEPOSITS

18. UTTAR PRADESH Contd...

AND DETAILS OF INVESTMENTS WITH VARIOUS AGENCIES

(AS ON 31st MARCH)

DURING 2005-2006

(Rs. IN LAKHS)

| NAME OF THE DISTRICT CENTRAL COOPERATIVE BANKS IN THE STATE | WORKING CAPITAL | CASH ON HAND | BALANCES WITH BANKS | CALL DEPOSITS | DETAILS OF INVESTMENTS | | | | | TOTAL INVESTMENTS (38 TO 42) |
|--|--------------------|-----------------|---------------------------|------------------|------------------------|----------------------------|------------------------------|-------------------|---------------------------|------------------------------------|
| | | | | | IN GOVT. SECURITIES | DEBEN- TURES OF LDBs | OTHER TRUSTEE SECURITY | FIXED DEPOSITS | OTHER INVEST- MENTS | |
| 1 | 34 | 35 | 36 | 37 | 38 | 39 | 40 | 41 | 42 | 43 |
| 36. MORADABAD* | 25352 | 610 | 5448 | 0 | 0 | 0 | 0 | 5627 | 542 | 6169 |
| 37. MUZAFFANAGAR | 55039 | 765 | 1307 | 0 | 0 | 0 | 0 | 36854 | 402 | 37256 |
| 38. PILIBHIT | 13727 | 161 | 484 | 1835 | 1 | 0 | 0 | 2220 | 193 | 2414 |
| 39. PRATAPGARH | 13043 | 162 | 444 | 0 | 0 | 0 | 0 | 3973 | 62 | 4035 |
| 40. RAE BARELI | 18061 | 183 | 220 | 7074 | 0 | 0 | 0 | 72 | 0 | 72 |
| 41. RAMPUR | 19253 | 295 | 503 | 800 | 0 | 0 | 0 | 6645 | 258 | 6903 |
| 42. SAHARANPUR | 25278 | 622 | 470 | 0 | 0 | 0 | 0 | 12157 | 10 | 12167 |
| 43. SHAHJAHANPUR* | 11180 | 58 | 195 | 0 | 11 | 0 | 0 | 2093 | 133 | 2237 |
| 44. SIDDARTHANAGAR | 4584 | 20 | 104 | 0 | 0 | 0 | 0 | 444 | 38 | 482 |
| 45. SULTANPUR | 12450 | 68 | 229 | 0 | 0 | 0 | 0 | 921 | 62 | 983 |
| 46. VARANASI | 19691 | 137 | 371 | 0 | 0 | 0 | 0 | 3674 | 122 | 3796 |
| 47. UNNAO | 11538 | 105 | 348 | 0 | 0 | 0 | 1655 | 89 | 0 | 1744 |
| 48. JHANSI* | 9138 | 261 | 0 | 4646 | 0 | 0 | 0 | 0 | 74 | 74 |
| 49. LUCKNOW* | 11632 | 128 | 164 | 0 | 0 | 0 | 25 | 2803 | 749 | 3577 |
| 50. MAU* | 7103 | 101 | 90 | 20 | 0 | 0 | 0 | 1269 | 84 | 1353 |
| 21. FIROZABAD | N. A. | N. A. | N. A. | N. A. | N. A. | N. A. | N. A. | N. A. | N. A. | 0 |
| STATE TOTAL : | 896058 | 12328 | 27111 | 35919 | 1253 | 171 | 13872 | 246077 | 21821 | 283194 |
| 19. UTTARANCHAL | | | | | | | | | | |
| 1. ALMORA | 18512 | 434 | 995 | 0 | 1055 | 0 | 0 | 9119 | 251 | 10425 |
| 5. HARIDWAR (ROORKI)* | 7060 | 99 | 210 | 0 | 59 | 0 | 2 | 1658 | 1639 | 3358 |
| 7. PITHORAGARH* | 18668 | 220 | 714 | 0 | 0 | 0 | 0 | 11956 | 433 | 12389 |
| 6. NAINITAL (HALDWANI) | 44500 | 614 | 1736 | 0 | 3780 | 0 | 10 | 25306 | 719 | 29815 |
| 2. CHAMOLI | 21514 | 406 | 1074 | 100 | 0 | 0 | 0 | 12604 | 487 | 13091 |
| 4. GARHWAL (KOTDWAR) | 1395 | 215 | 9784 | 47 | 928 | 0 | 0 | 7529 | 3621 | 12078 |
| 8. TEHRI GARHWAL | 22776 | 417 | 1235 | 132 | 0 | 0 | 0 | 14278 | 330 | 14608 |
| 9. UTTAR KASHI | 13179 | 125 | 706 | 0 | 211 | 0 | 0 | 5751 | 835 | 6797 |
| 3. DEHRADUN | 21731 | 324 | 614 | 0 | 68 | 0 | 0 | 12213 | 580 | 12861 |
| STATE TOTAL : | 169335 | 2854 | 17068 | 279 | 6101 | 0 | 12 | 100414 | 8895 | 115422 |

**DISTRICT CENTRAL COOPERATIVE BANKS
(BANKWISE AND CONSOLIDATED)**

18. UTTAR PRADESH Contd...

(AS ON 31st MARCH)

**TABLE - VI (A)
LOANS ISSUED - SHORT TERM AGRICULTURAL
AND SHORT TERM NON-AGRICULTURAL
DURING 2005-2006**

(Rs. IN LAKHS)

| NAME OF THE DISTRICT CENTRAL COOPERATIVE BANKS IN THE STATE | SHORT TERM AGRICULTURAL | | | | SHORT TERM NON-AGRICULTURAL | | | |
|--|--|--------------------------|---------------------------------------|------------------------------------|-----------------------------|---------------------------|--------|--|
| | SEASONAL AGRICULTURAL OPERATIONS | MARKETING OF CROPS | OTHERS INCLUDING SUPPLY & DIST. | TOTAL S. T. AGRI. (44 TO 46) | INDUSTRIAL PURPOSES | CONSUMP- TION LOANS | OTHERS | TOTAL S. T. NON-AGRI. (48 TO 50) |
| 1 | 44 | 45 | 46 | 47 | 48 | 49 | 50 | 51 |
| 37. MUZAFFANAGAR | 12450 | 0 | 0 | 12450 | 25984 | 0 | 9046 | 35030 |
| 38. PILIBHIT | 5801 | 0 | 4049 | 9850 | 0 | 0 | 1431 | 1431 |
| 39. PRATAPGARH | 1520 | 0 | 1917 | 3437 | 0 | 0 | 0 | 0 |
| 40. RAE BARELI | 1828 | 4 | 3 | 1835 | 0 | 0 | 1632 | 1632 |
| 41. RAMPUR | 7249 | 1 | 3629 | 10879 | 2715 | 0 | 0 | 2715 |
| 42. SAHARANPUR | 13625 | 0 | 0 | 13625 | 0 | 0 | 24 | 24 |
| 43. SHAHJAHANPUR* | 2891 | 0 | 2392 | 5283 | 0 | 0 | 0 | 0 |
| 44. SIDDARTHANAGAR | 146 | 116 | 0 | 262 | 0 | 0 | 0 | 0 |
| 45. SULTANPUR | 202 | 0 | 0 | 202 | 0 | 0 | 0 | 0 |
| 46. VARANASI | 1719 | 0 | 2623 | 4342 | 0 | 0 | 299 | 299 |
| 47. UNNAO | 1920 | 0 | 1649 | 3569 | 0 | 0 | 0 | 0 |
| 48. JHANSI* | 1665 | 1 | 1305 | 2971 | 1 | 0 | 81 | 82 |
| 49. LUCKNOW* | 774 | 0 | 0 | 774 | 197 | 0 | 0 | 197 |
| 50. MAU* | 735 | 0 | 180 | 915 | 0 | 0 | 0 | 0 |
| 21. FIROZABAD | N. A. | N. A. | N. A. | 0 | N. A. | N. A. | N. A. | 0 |
| STATE TOTAL : | 171293 | 9609 | 61269 | 242171 | 44637 | 6062 | 84739 | 135438 |
| 19. UTTARANCHAL | | | | | | | | |
| 1. ALMORA | 1000 | 0 | 0 | 1000 | 0 | 0 | 0 | 0 |
| 5. HARIDWAR (ROORKI)* | 2238 | 0 | 1432 | 3670 | 0 | 0 | 0 | 0 |
| 7. PITHORAGARH* | 625 | 0 | 71 | 696 | 1662 | 0 | 37 | 1699 |
| 6. NAINITAL (HALDWANI) | 3074 | 0 | 716 | 3790 | 4337 | 0 | 245 | 4582 |
| 2. CHAMOLI | 508 | 0 | 9 | 517 | 1602 | 0 | 0 | 1602 |
| 4. GARHWAL (KOTDWAR) | 309 | 0 | 1238 | 1547 | 1882 | 522 | 308 | 2712 |
| 8. TEHRI GARHWAL | 1083 | 0 | 0 | 1083 | 32 | 396 | 0 | 428 |
| 9. UTTAR KASHI | 536 | 0 | 99 | 635 | 0 | 0 | 2098 | 2098 |
| 3. DEHRADUN | 1099 | 0 | 279 | 1378 | 20 | 0 | 3413 | 3433 |
| STATE TOTAL : | 171293 | 9609 | 61269 | 242171 | 44637 | 6062 | 84739 | 135438 |

**DISTRICT CENTRAL COOPERATIVE BANKS
(BANKWISE AND CONSOLIDATED)**

18. UTTAR PRADESH Contd...

(AS ON 31st MARCH)

**TABLE - VI (B)
LOANS ISSUED - MEDIUM TERM AGRICULTURAL
AND MEDIUM TERM NON-AGRICULTURAL
DURING 2005-2006**

(Rs. IN LAKHS)

| NAME OF THE DISTRICT CENTRAL COOPERATIVE BANKS IN THE STATE | MEDIUM TERM AGRICULTURAL | | | | MEDIUM TERM NON-AGRICULTURAL | | | OTHER LOANS & ADVANCES | TOTAL LOANS & ADVANCES (47+51+55+58+59) |
|--|--------------------------|---------------------|--------|-----------------------------------|------------------------------|--------|--|---------------------------|---|
| | MINOR IRRIGATION | ANIMAL HUSBANDRY | OTHERS | TOTAL M. T. AGRI (52 TO 54) | PURCHASE OF SHARES | OTHERS | TOTAL M. T. NON-AGRI. (56 TO 57) | | |
| 1 | 52 | 53 | 54 | 55 | 56 | 57 | 58 | 59 | 60 |
| 36. MORADABAD* | 0 | 0 | 0 | 0 | 0 | 74 | 74 | 371 | 15359 |
| 37. MUZAFFANAGAR | 0 | 0 | 12 | 12 | 0 | 815 | 815 | 0 | 48307 |
| 38. PILIBHIT | 0 | 0 | 13 | 13 | 0 | 0 | 0 | 273 | 11567 |
| 39. PRATAPGARH | 0 | 0 | 1 | 1 | 0 | 976 | 976 | 952 | 5366 |
| 40. RAE BARELI | 2 | 376 | 358 | 736 | 305 | 910 | 1215 | 0 | 5418 |
| 41. RAMPUR | 0 | 0 | 0 | 0 | 101 | 74 | 175 | 250 | 14019 |
| 42. SAHARANPUR | 0 | 0 | 58 | 58 | 0 | 1132 | 1132 | 5782 | 20621 |
| 43. SHAHJAHANPUR* | 0 | 0 | 5 | 5 | 0 | 0 | 0 | 921 | 6209 |
| 44. SIDDARTHANAGAR | 0 | 0 | 0 | 0 | 0 | 0 | 0 | 119 | 381 |
| 45. SULTANPUR | 0 | 0 | 0 | 0 | 0 | 0 | 0 | 1067 | 1269 |
| 46. VARANASI | 0 | 0 | 0 | 0 | 0 | 34 | 34 | 1089 | 5764 |
| 47. UNNAO | 0 | 0 | 0 | 0 | 0 | 382 | 382 | 61 | 4012 |
| 48. JHANSI* | 0 | 0 | 0 | 0 | 0 | 0 | 0 | 0 | 3053 |
| 49. LUCKNOW* | 0 | 0 | 29 | 29 | 0 | 0 | 0 | 2554 | 3554 |
| 50. MAU* | 0 | 0 | 4 | 4 | 0 | 0 | 0 | 830 | 1749 |
| STATE TOTAL : | 32 | 413 | 2786 | 3231 | 718 | 16642 | 17360 | 56921 | 424251 |
| 19. UTTARANCHAL | | | | | | | | | |
| 1. ALMORA | 0 | 28 | 0 | 28 | 0 | 787 | 787 | 5513 | 7328 |
| 2. CHAMOLI | 0 | 433 | 405 | 838 | 0 | 1100 | 1100 | 485 | 4542 |
| 3. DEHRADUN | 0 | 0 | 427 | 427 | 0 | 1639 | 1639 | 2504 | 9381 |
| 4. GARHWAL (KOTDWAR) | 0 | 231 | 225 | 456 | 0 | 1172 | 1172 | 0 | 5887 |
| 5. HARIDWAR (ROORKI)* | 0 | 0 | 0 | 0 | 0 | 213 | 213 | 535 | 4418 |
| 6. NAINITAL (HALDWANI) | 0 | 0 | 980 | 980 | 0 | 0 | 0 | 4557 | 13909 |
| 7. PITHORAGARH* | 0 | 56 | 0 | 56 | 0 | 379 | 379 | 2297 | 5127 |
| 8. TEHRI GARHWAL | 0 | 523 | 0 | 523 | 0 | 6129 | 6129 | 870 | 9033 |
| 9. UTTAR KASHI | 0 | 326 | 2 | 328 | 0 | 1445 | 1445 | 11 | 4517 |
| STATE TOTAL : | 0 | 1597 | 2039 | 3636 | 0 | 12864 | 12864 | 16772 | 64142 |

**DISTRICT CENTRAL COOPERATIVE BANKS
(BANKWISE AND CONSOLIDATED)**

18. UTTAR PRADESH Contd...

(AS ON 31st MARCH)

**TABLE - VII (A)
LOANS OUTSTANDING - SHORT TERM AGRICULTURAL
AND SHORT TERM NON-AGRICULTURAL**

DURING 2005-2006

(Rs. IN LAKHS)

| NAME OF THE DISTRICT CENTRAL COOPERATIVE BANKS IN THE STATE | SHORT TERM AGRICULTURAL | | | | SHORT TERM NON-AGRICULTURAL | | | |
|--|--|--------------------------|---------------------------------------|------------------------------------|-----------------------------|---------------------------|--------|--|
| | SEASONAL AGRICULTURAL OPERATIONS | MARKETING OF CROPS | OTHERS INCLUDING SUPPLY & DIST. | TOTAL S. T. AGRI. (61 TO 63) | INDUSTRIAL PURPOSES | CONSUMP- TION LOANS | OTHERS | TOTAL S. T. NON-AGRI. (65 TO 67) |
| 1 | 61 | 62 | 63 | 64 | 65 | 66 | 67 | 68 |
| 36. MORADABAD* | 6531 | 0 | 354 | 6885 | 20 | 0 | 4099 | 4119 |
| 37. MUZAFFANAGAR | 6173 | 0 | 0 | 6173 | 5390 | 0 | 1108 | 6498 |
| 38. PILIBHIT | 6220 | 0 | 262 | 6482 | 5 | 0 | 820 | 825 |
| 39. PRATAPGARH | 3120 | 0 | 248 | 3368 | 0 | 0 | 99 | 99 |
| 40. RAE BARELI | 3259 | 56 | 33 | 3348 | 0 | 0 | 644 | 644 |
| 41. RAMPUR | 6646 | 42 | 127 | 6815 | 1875 | 0 | 0 | 1875 |
| 42. SAHARANPUR | 9957 | 0 | 0 | 9957 | 0 | 0 | 0 | 0 |
| 43. SHAHJAHANPUR* | 5473 | 0 | 871 | 6344 | 0 | 0 | 0 | 0 |
| 44. SIDDARTHANAGAR | 1763 | 232 | 0 | 1995 | 77 | 0 | 0 | 77 |
| 45. SULTANPUR | 1902 | 0 | 0 | 1902 | 0 | 0 | 0 | 0 |
| 46. VARANASI | 4823 | 0 | 851 | 5674 | 32 | 0 | 396 | 428 |
| 47. UNNAO | 2699 | 0 | 531 | 3230 | 144 | 0 | 0 | 144 |
| 48. JHANSI* | 2700 | 6 | 218 | 2924 | 30 | 0 | 255 | 285 |
| 49. LUCKNOW* | 1642 | 0 | 0 | 1642 | 293 | 0 | 0 | 293 |
| 50. MAU* | 1160 | 0 | 270 | 1430 | 0 | 0 | 0 | 0 |
| STATE TOTAL : | 225753 | 1749 | 14579 | 242081 | 9970 | 2167 | 30561 | 42525 |
| 19. UTTARANCHAL | | | | | | | | |
| 1. ALMORA | 617 | 0 | 0 | 617 | 0 | 0 | 0 | 0 |
| 2. CHAMOLI | 713 | 0 | 6 | 719 | 1304 | 0 | 180 | 1484 |
| 3. DEHRADUN | 909 | 0 | 29 | 938 | 510 | 0 | 642 | 1152 |
| 4. GARHWAL (KOTDWAR) | 304 | 4 | 18 | 326 | 1257 | 153 | 217 | 1627 |
| 5. HARIDWAR (ROORKI)* | 1809 | 0 | 92 | 1901 | 0 | 0 | 0 | 0 |
| 6. NAINITAL (HALDWANI) | 2307 | 24 | 0 | 2331 | 3017 | 299 | 0 | 3316 |
| 7. PITHORAGARH* | 394 | 0 | 7 | 401 | 1565 | 0 | 42 | 1607 |
| 8. TEHRI GARHWAL | 1117 | 0 | 0 | 1117 | 56 | 0 | 32 | 88 |
| 9. UTTAR KASHI | 807 | 0 | 16 | 823 | 0 | 0 | 1434 | 1434 |
| STATE TOTAL : | 8977 | 28 | 168 | 9173 | 7709 | 452 | 2547 | 10708 |

**DISTRICT CENTRAL COOPERATIVE BANKS
(BANKWISEWISE AND CONSOLIDATEI**

18. UTTAR PRADESH Contd...

(AS ON 31st MARCH)

**TABLE - VII (B)
LOANS OUTSTANDING - MEDIUM TERM AGRICULTURAL**

AND MEDIUM TERM NON-AGRICULTURAL

DURING 2005-2006

(Rs. IN LAKHS)

| NAME OF THE STATES (DISTRICT CENTRAL COOPERATIVE BANKS STATE WISE TOTAL) | MEDIUM TERM AGRICULTURAL | | | | MEDIUM TERM NON-AGRICULTURAL | | | OTHER LOANS OUTSTANDINGS | TOTAL LOANS OUTSTANDING (64+68+72+75+76) |
|---|--------------------------|---------------------|--------|------------------------------------|------------------------------|--------|--|-----------------------------|--|
| | MINOR IRRIGATION | ANIMAL HUSBANDRY | OTHERS | TOTAL M. T. AGRI. (69 TO 71) | PURCHASE OF SHARES | OTHERS | TOTAL M. T. NON-AGRI. (73 TO 74) | | |
| 1 | 69 | 70 | 71 | 72 | 73 | 74 | 75 | 76 | 77 |
| 36. MORADABAD* | 0 | 11 | 17 | 28 | 0 | 147 | 147 | 541 | 11720 |
| 37. MUZAFFANAGAR | 0 | 0 | 69 | 69 | 0 | 1042 | 1042 | 0 | 13782 |
| 38. PILIBHIT | 0 | 10 | 37 | 47 | 0 | 3 | 3 | 326 | 7683 |
| 39. PRATAPGARH | 0 | 61 | 469 | 530 | 0 | 1704 | 1704 | 675 | 6376 |
| 40. RAE BARELI | 154 | 283 | 554 | 991 | 227 | 868 | 1095 | 0 | 6078 |
| 41. RAMPUR | 0 | 0 | 260 | 260 | 184 | 140 | 324 | 338 | 9612 |
| 42. SAHARANPUR | 0 | 0 | 209 | 209 | 0 | 18 | 18 | 2103 | 12287 |
| 43. SHAHJAHANPUR* | 0 | 0 | 272 | 272 | 0 | 0 | 0 | 1157 | 7773 |
| 44. SIDDARTHANAGAR | 0 | 0 | 89 | 89 | 0 | 96 | 96 | 189 | 2446 |
| 45. SULTANPUR | 7 | 109 | 0 | 116 | 0 | 0 | 0 | 1654 | 3672 |
| 46. VARANASI | 0 | 24 | 620 | 644 | 0 | 285 | 285 | 1378 | 8409 |
| 47. UNNAO | 0 | 10 | 0 | 10 | 1 | 692 | 693 | 56 | 4133 |
| 48. JHANSI* | 0 | 0 | 462 | 462 | 1 | 53 | 54 | 0 | 3725 |
| 49. LUCKNOW* | 0 | 0 | 319 | 319 | 0 | 0 | 0 | 1846 | 4100 |
| 50. MAU* | 0 | 0 | 53 | 53 | 0 | 0 | 0 | 250 | 1733 |
| STATE TOTAL : | 627 | 1854 | 17235 | 19716 | 1860 | 24921 | 26781 | 36647 | 367750 |
| 19. UTTARANCHAL | | | | | | | | | |
| 1. ALMORA | 0 | 74 | 0 | 74 | 0 | 937 | 937 | 3344 | 4972 |
| 2. CHAMOLI | 0 | 0 | 1334 | 1334 | 0 | 1197 | 1197 | 366 | 5100 |
| 3. DEHRADUN | 0 | 0 | 445 | 445 | 0 | 2298 | 2298 | 1849 | 6682 |
| 4. GARHWAL (KOTDWAR) | 0 | 164 | 622 | 786 | 500 | 1806 | 2306 | 0 | 5045 |
| 5. HARIDWAR (ROORKI)* | 0 | 0 | 0 | 0 | 0 | 289 | 289 | 152 | 2342 |
| 6. NAINITAL (HALDWANI) | 0 | 0 | 1092 | 1092 | 0 | 0 | 0 | 3418 | 10157 |
| 7. PITHORAGARH* | 0 | 77 | 11 | 88 | 0 | 464 | 464 | 1799 | 4359 |
| 8. TEHRI GARHWAL | 0 | 0 | 974 | 974 | 0 | 3940 | 3940 | 1187 | 7306 |
| 9. UTTAR KASHI | 0 | 504 | 48 | 552 | 0 | 1764 | 1764 | 300 | 4873 |
| STATE TOTAL : | 0 | 819 | 4526 | 5345 | 500 | 12695 | 13195 | 12415 | 50836 |

**DISTRICT CENTRAL COOPERATIVE BANKS
(BANKWISE AND CONSOLIDATED)**

18. UTTAR PRADESH Contd...
(AS ON 31st MARCH)

**TABLE - VIII
PURPOSE WISE DEMAND AND COLLECTION
DURING 2005-2006**

(Rs. IN LAKHS)

| NAME OF THE STATES (DISTRICT CENTRAL COOPERATIVE BANKS STATE WISE TOTAL) | DETAILS OF DEMAND | | | | | | DETAILS OF COLLECTION | | | | | |
|---|-------------------|-----------------------|-------------------|-----------------------|--------|---------------------|-----------------------|-----------------------|-------------------|-----------------------|--------|---------------------|
| | SHORT TERM | | MEDIUM TERM | | OTHERS | TOTAL (78 TO 82) | SHORT TERM | | MEDIUM TERM | | OTHERS | TOTAL (84 TO 88) |
| | AGRI- CULTURAL | NON-AGRI- CULTURAL | AGRI- CULTURAL | NON-AGRI- CULTURAL | | | AGRI- CULTURAL | NON-AGRI- CULTURAL | AGRI- CULTURAL | NON-AGRI- CULTURAL | | |
| 1 | 78 | 79 | 80 | 81 | 82 | 83 | 84 | 85 | 86 | 87 | 88 | 89 |
| 36. MORADABAD* | 12494 | 4869 | 28 | 41 | 669 | 18101 | 8645 | 4849 | 3 | 33 | 405 | 13935 |
| 37. MUZAFFANAGAR | 12774 | 36401 | 37 | 746 | 0 | 49958 | 12003 | 36330 | 30 | 669 | 0 | 49032 |
| 38. PILIBHIT | 8996 | 5945 | 13 | 75 | 0 | 15029 | 5369 | 5747 | 1 | 69 | 0 | 11186 |
| 39. PRATAPGARH | 2704 | 100 | 177 | 727 | 344 | 4052 | 1129 | 2 | 137 | 716 | 344 | 2328 |
| 40. RAE BARELI | 4450 | 0 | 202 | 0 | 23 | 4675 | 2102 | 0 | 29 | 0 | 1 | 2132 |
| 41. RAMPUR | 9929 | 441 | 67 | 143 | 3151 | 13731 | 6130 | 337 | 47 | 112 | 2955 | 9581 |
| 42. SAHARANPUR | 15149 | 30 | 93 | 1064 | 8967 | 25303 | 12773 | 19 | 83 | 1039 | 8966 | 22880 |
| 43. SHAHJAHANPUR* | 6709 | 0 | 252 | 0 | 2676 | 9637 | 2358 | 0 | 41 | 0 | 2632 | 5031 |
| 44. SIDDARTHANAGAR | 1872 | 154 | 89 | 97 | 122 | 2334 | 219 | 132 | 0 | 0 | 118 | 469 |
| 45. SULTANPUR | 1975 | 0 | 386 | 0 | 518 | 2879 | 171 | 0 | 349 | 0 | 37 | 557 |
| 46. VARANASI | 5443 | 383 | 617 | 237 | 4620 | 11300 | 1447 | 273 | 536 | 5 | 3714 | 5975 |
| 47. UNNAO | 3085 | 71 | 102 | 559 | 1818 | 5635 | 1748 | 63 | 38 | 332 | 1459 | 3640 |
| 48. JHANSI* | 2277 | 131 | 473 | 61 | 1896 | 4838 | 1235 | 112 | 143 | 1 | 1510 | 3001 |
| 49. LUCKNOW* | 1750 | 97 | 303 | 0 | 3332 | 5481 | 691 | 71 | 76 | 0 | 2560 | 3398 |
| 50. MAU* | 1192 | 0 | 40 | 0 | 0 | 1232 | 831 | 0 | 3 | 0 | 0 | 834 |
| STATE TOTAL : | 289516 | 121065 | 8797 | 14969 | 44093 | 478439 | 165327 | 112430 | 2990 | 11949 | 35889 | 328585 |
| 19. UTTARANCHAL | | | | | | | | | | | | |
| 1. ALMORA | 621 | 0 | 176 | 0 | 0 | 797 | 545 | 0 | 158 | 0 | 0 | 703 |
| 2. CHAMOLI | 887 | 1790 | 497 | 643 | 523 | 4340 | 421 | 1790 | 267 | 615 | 478 | 3571 |
| 3. DEHRADUN | 1155 | 3479 | 456 | 1462 | 2292 | 8844 | 997 | 2923 | 442 | 1358 | 2225 | 7945 |
| 4. GARHWAL (KOTDWAR) | 333 | 4001 | 175 | 1329 | 86 | 5924 | 192 | 3940 | 11 | 1036 | 15 | 5194 |
| 5. HARIDWAR (ROORKI)* | 2069 | 0 | 0 | 179 | 1919 | 4167 | 2001 | 0 | 0 | 179 | 1916 | 4096 |
| 6. NAINITAL (HALDWANI) | 1813 | 38 | 71 | 12 | 0 | 1934 | 1491 | 38 | 36 | 8 | 0 | 1573 |
| 7. PITHORAGARH* | 640 | 0 | 46 | 40 | 0 | 726 | 549 | 0 | 35 | 28 | 0 | 612 |
| 8. TEHRI GARHWAL | 816 | 0 | 290 | 0 | 0 | 1106 | 355 | 0 | 96 | 0 | 0 | 451 |
| 9. UTTAR KASHI | 935 | 2252 | 230 | 823 | 16 | 4256 | 443 | 2219 | 152 | 755 | 16 | 3585 |
| STATE TOTAL : | 9269 | 11560 | 1941 | 4488 | 4836 | 32094 | 6994 | 10910 | 1197 | 3979 | 4650 | 27730 |

DISTRICT CENTRAL COOPERATIVE BANKS

TABLE - IX

(BANKWISE AND CONSOLIDATED) PURPOSE WISE BALANCES (OVERDUES) AND % OF OVERDUES TO DEMAND

18. UTTAR PRADESH Contd...

DURING 2005-2006

(AS ON 31st MARCH)

(Rs. IN LAKHS)

(PERCENTAGE %)

| NAME OF THE STATES (DISTRICT CENTRAL COOPERATIVE BANKS STATE WISE TOTAL) | DETAILS OF BALANCES (OVERDUES) | | | | | | PERCENTAGE OF OVERDUES TO DEMAND | | | | | |
|---|--------------------------------|-----------------------|-------------------|-----------------------|--------|---------------------|----------------------------------|-----------------------|-------------------|-----------------------|--------|-------|
| | SHORT TERM | | MEDIUM TERM | | OTHERS | TOTAL (90 TO 94) | SHORT TERM | | MEDIUM TERM | | OTHERS | TOTAL |
| | AGRI- CULTURAL | NON-AGRI- CULTURAL | AGRI- CULTURAL | NON-AGRI- CULTURAL | | | AGRI- CULTURAL | NON-AGRI- CULTURAL | AGRI- CULTURAL | NON-AGRI- CULTURAL | | |
| 1 | 90 | 91 | 92 | 93 | 94 | 95 | 96 | 97 | 98 | 99 | 100 | 101 |
| 36. MORADABAD* | 3849 | 20 | 25 | 8 | 264 | 4166 | 30.81 | 0.41 | 89.29 | 19.51 | 39.46 | 23.02 |
| 37. MUZAFFANAGAR | 771 | 71 | 7 | 77 | 0 | 926 | 6.04 | 0.20 | 18.92 | 10.32 | 0.00 | 1.85 |
| 38. PILIBHIT | 3627 | 198 | 12 | 6 | 0 | 3843 | 40.32 | 3.33 | 92.31 | 8.00 | 0.00 | 25.57 |
| 39. PRATAPGARH | 1575 | 98 | 40 | 11 | 0 | 1724 | 58.25 | 98.00 | 22.60 | 1.51 | 0.00 | 42.55 |
| 40. RAE BARELI | 2348 | 0 | 173 | 0 | 22 | 2543 | 52.76 | 0.00 | 85.64 | 0.00 | 95.65 | 54.40 |
| 41. RAMPUR | 3799 | 104 | 20 | 31 | 196 | 4150 | 38.26 | 23.58 | 29.85 | 21.68 | 6.22 | 30.22 |
| 42. SAHARANPUR | 2376 | 11 | 10 | 25 | 1 | 2423 | 15.68 | 36.67 | 10.75 | 2.35 | 0.01 | 9.58 |
| 43. SHAHJAHANPUR* | 4351 | 0 | 211 | 0 | 44 | 4606 | 64.85 | 0.00 | 83.73 | 0.00 | 1.64 | 47.79 |
| 44. SIDDARTHANAGAR | 1653 | 22 | 89 | 97 | 4 | 1865 | 88.30 | 14.29 | 100.00 | 100.00 | 3.28 | 79.91 |
| 45. SULTANPUR | 1804 | 0 | 37 | 0 | 481 | 2322 | 91.34 | 0.00 | 9.59 | 0.00 | 92.86 | 80.65 |
| 46. VARANASI | 3996 | 110 | 81 | 232 | 906 | 5325 | 73.42 | 28.72 | 13.13 | 97.89 | 19.61 | 47.12 |
| 47. UNNAO | 1337 | 8 | 64 | 227 | 359 | 1995 | 43.34 | 11.27 | 62.75 | 40.61 | 19.75 | 35.40 |
| 48. JHANSI* | 1042 | 19 | 330 | 60 | 386 | 1837 | 45.76 | 14.50 | 69.77 | 98.36 | 20.36 | 37.97 |
| 49. LUCKNOW* | 1059 | 26 | 227 | 0 | 772 | 2083 | 60.51 | 26.80 | 74.92 | 0.00 | 23.17 | 38.00 |
| 50. MAU* | 361 | 0 | 37 | 0 | 0 | 398 | 30.29 | 0.00 | 92.50 | 0.00 | 0.00 | 32.31 |
| STATE TOTAL : | 124189 | 9285 | 6551 | 3529 | 8390 | 154218 | 42.33 | 7.00 | 61.01 | 18.14 | 17.15 | 30.21 |
| 19. UTTARANCHAL | | | | | | | | | | | | |
| 1. ALMORA | 76 | 0 | 18 | 0 | 0 | 94 | 12.24 | 0.00 | 10.23 | 0.00 | 0.00 | 11.79 |
| 2. CHAMOLI | 466 | 0 | 230 | 28 | 45 | 769 | 52.54 | 0.00 | 46.28 | 4.35 | 8.60 | 17.72 |
| 3. DEHRADUN | 158 | 556 | 14 | 104 | 67 | 899 | 13.68 | 15.98 | 3.07 | 7.11 | 2.92 | 10.17 |
| 4. GARHWAL (KOTDWAR) | 141 | 61 | 164 | 293 | 71 | 730 | 42.34 | 1.52 | 93.71 | 22.05 | 82.56 | 12.32 |
| 5. HARIDWAR (ROORKI)* | 68 | 0 | 0 | 0 | 3 | 71 | 3.29 | 0.00 | 0.00 | 0.00 | 0.16 | 1.70 |
| 6. NAINITAL (HALDWANI) | 322 | 0 | 35 | 4 | 0 | 361 | 17.76 | 0.00 | 49.30 | 33.33 | 0.00 | 18.67 |
| 7. PITHORAGARH* | 91 | 0 | 11 | 12 | 0 | 114 | 14.22 | 0.00 | 23.91 | 30.00 | 0.00 | 15.70 |
| 8. TEHRI GARHWAL | 461 | 0 | 194 | 0 | 0 | 655 | 56.50 | 0.00 | 66.90 | 0.00 | 0.00 | 59.22 |
| 9. UTTAR KASHI | 492 | 33 | 78 | 68 | 0 | 671 | 52.62 | 1.47 | 33.91 | 8.26 | 0.00 | 15.77 |
| STATE TOTAL : | 2275 | 9285 | 6551 | 3529 | 8390 | 154218 | 42.33 | 7.00 | 61.01 | 18.14 | 17.15 | 30.21 |

DISTRICT CENTRAL COOPERATIVE BANKS

TABLE - X

(BANKWISE AND CONSOLIDATED)

COST OF MANAGEMENT, NUMBER OF EMPLOYEES, PROFIT/LOSS AND

18. UTTAR PRADESH Contd...

DIVIDEND DECLARED, BRANCHES WORKING IN PROFIT/LOSS

(AS ON 31st MARCH)

DURING 2005-2006

(Rs. IN LAKHS)

| NAME OF THE STATES (DISTRICT CENTRAL COOPERATIVE BANKS STATE WISE TOTAL) | COST OF MANAGEMENT | | | TOTAL NO. OF EMPLOYEES | COST OF MGMT. PER EMPLOYEE | COST OF MGMT. TO WORKING CAP. (%) | BANKS IN PROFIT (+) LOSS (-) | DIVIDEND DECLARED (%) | BRANCHES WORKING AT | | AUDIT CLASSI- FICATION (A/B/C/D/. GOVT.) |
|---|--------------------|-------------------|-------|---------------------------|----------------------------------|--|------------------------------------|-----------------------------|---------------------|------------------|--|
| | SALARIES | OTHER EXPENCES | TOTAL | | | | | | PROFIT (NUMBER) | LOSS (NUMBER) | |
| 1 | 102 | 103 | 104 | 105 | 106 | 107 | 108 | 104 | 110 | 111 | 112 |
| 35. MIRZAPUR | 283 | 56 | 339 | 150 | 2.26 | 2.07 | 33 | 0 | 19 | 8 | C |
| 36. MORADABAD* | 361 | 62 | 423 | 219 | 1.93 | 1.67 | 311 | 0 | 40 | 1 | A |
| 37. MUZAFFANAGAR | 588 | 103 | 691 | 292 | 2.37 | 1.26 | 633 | 15 | 37 | 1 | A |
| 38. PILIBHIT | 214 | 31 | 245 | 130 | 1.88 | 1.78 | 92 | 9 | 15 | 14 | C |
| 39. PRATAPGARH | 261 | 38 | 299 | 142 | 2.11 | 2.29 | 102 | 0 | 24 | 1 | D |
| 40. RAE BARELI | 296 | 221 | 517 | 180 | 2.87 | 2.86 | -100 | 0 | 24 | 8 | D |
| 41. RAMPUR | 375 | 315 | 690 | 142 | 4.86 | 3.58 | 147 | 0 | 19 | 3 | A |
| 42. SAHARANPUR | 373 | 1241 | 1614 | 133 | 12.14 | 6.38 | 327 | 10 | 22 | 1 | A |
| 43. SHAHJAHANPUR* | 202 | 35 | 237 | 120 | 1.98 | 2.12 | 170 | 0 | 16 | 4 | B |
| 44. SIDDARTHANAGAR | 101 | 21 | 122 | 74 | 1.65 | 2.66 | -394 | 0 | 7 | 6 | C |
| 45. SULTANPUR | 205 | 53 | 258 | 133 | 1.94 | 2.07 | -1646 | 0 | 18 | 11 | D |
| 46. VARANASI | 278 | 54 | 332 | 166 | 2.00 | 1.69 | 1080 | 0 | 26 | 4 | D |
| 47. UNNAO | 169 | 42 | 211 | 89 | 2.37 | 1.83 | -311 | 0 | 12 | 8 | D |
| 48. JHANSI* | 143 | 46 | 189 | 110 | 1.72 | 2.07 | 15 | 0 | 18 | 0 | B |
| 49. LUCKNOW* | 201 | 43 | 244 | 121 | 2.02 | 2.10 | 290 | 0 | 11 | 11 | D |
| 50. MAU* | 53 | 22 | 75 | 54 | 1.39 | 1.06 | -400 | 0 | 5 | 5 | D |
| STATE TOTAL : | 13765 | 7182 | 20947 | 7592 | 2.76 | 2.34 | (+) 7,459 (-) 19,889 | 70 | 979 | 337 | NOT COMPILED |
| 19. UTTARANCHAL | | | | | | | | | | | |
| 1. ALMORA | 241 | 58 | 299 | 104 | 2.88 | 1.62 | 222 | 10 | 22 | 0 | A |
| 2. CHAMOLI | 232 | 64 | 296 | 92 | 3.22 | 1.38 | 145 | 9 | 19 | 2 | A |
| 3. DEHRADUN | 259 | 65 | 324 | 104 | 3.12 | 1.49 | 47 | 0 | 14 | 2 | B |
| 4. GARHWAL (KOTDWAR) | 297 | 25 | 322 | 86 | 3.74 | 23.08 | 160 | 0 | 18 | 2 | D |
| 5. HARIDWAR (ROORKI)* | 95 | 23 | 118 | 74 | 1.59 | 1.67 | 101 | 0 | 11 | 1 | A |
| 6. NAINITAL (HALDWANI) | 361 | 80 | 441 | 133 | 3.32 | 0.99 | 340 | 20 | 16 | 9 | A |
| 7. PITHORAGARH* | 245 | 53 | 298 | 103 | 2.89 | 1.60 | 157 | 12 | 18 | 4 | A |
| 8. TEHRI GARHWAL | 297 | 1165 | 1462 | 112 | 13.05 | 6.42 | 185 | 7 | 20 | 5 | B |
| 9. UTTAR KASHI | 153 | 41 | 194 | 61 | 3.18 | 1.47 | 54 | 9 | 12 | 3 | C |
| STATE TOTAL : | 2180 | 1574 | 3754 | 869 | 4.32 | 2.22 | (+) 1,411 (-) 0 | 67 | 150 | 28 | NOT COMPILED |

**DISTRICT CENTRAL COOPERATIVE BANKS
(BANK WISE AND CONSOLIDATED)**

20. WEST BENGAL

(AS ON 31st MARCH)

**TABLE - II
NUMBER OF OFFICES, MEMBERSHIP, SHARE CAPITAL
AND RESERVE FUNDS
DURING 2005-2006**

(Rs. IN LAKHS)

| NAME OF THE DISTRICT CENTRAL COOPERATIVE BANKS IN THE STATE | NUMBER OF OFFICES INCLUDING HEAD OFFICE | MEMBERSHIP (IN NUMBERS) | | | PAID UP SHARE CAPITAL | | | TOTAL SHARE CAPITAL (6 TO 8) | RESERVES AND OTHER FUNDS | | | TOTAL RESERVE FUNDS (10 TO 12) |
|--|---|-------------------------------|------------------|-------------------------------------|---------------------------|--------------------------|--------------------------|---------------------------------------|------------------------------|---|-------------------|---|
| | | COOPE- RATIVE SOCIETIES | INDIVI- DUALS | TOTAL MEMBER SHIP (3 TO 4) | FROM COOPE- RATIVES | FROM GOVERN- MENTS | FROM INDIVI- DUALS | | STATUTORY RESERVE FUND | AGRIL. CREDIT STABILISA- TION FUND | OTHER RESERVES | |
| 1 | 2 | 3 | 4 | 5 | 6 | 7 | 8 | 9 | 10 | 11 | 12 | 13 |
| 1. BALGERIA | 12 | 367 | 1 | 368 | 434 | 31 | 0 | 465 | 137 | 8 | 95 | 240 |
| 2. BANKURA* | 16 | 1270 | 0 | 1270 | 472 | 27 | 0 | 499 | 562 | 321 | 1705 | 2588 |
| 3. BIRBHUM | 18 | 1095 | 7001 | 8096 | 176 | 62 | 109 | 347 | 109 | 101 | 1353 | 1563 |
| 4. BURDWAN | 39 | 2138 | 2592 | 4730 | 1333 | 0 | 84 | 1417 | 1354 | 992 | 4567 | 6913 |
| 5. DAKSHIN DINAJPUR (BALURGHAT)* | 8 | 260 | 121 | 381 | 111 | 30 | 0 | 141 | 15 | 7 | 29 | 51 |
| 6. DARJEELING* | 9 | 267 | 0 | 267 | 64 | 34 | 0 | 98 | 3 | 1 | 26 | 30 |
| 7. HOOGLY* | 15 | 1190 | 1 | 1191 | 296 | 69 | 0 | 365 | 236 | 274 | 1128 | 1638 |
| 8. HOWRAH | 12 | 508 | 0 | 508 | 156 | 43 | 0 | 199 | 189 | 151 | 665 | 1005 |
| 9. JALPAIGURI* | 9 | 673 | 1 | 674 | 210 | 25 | 0 | 235 | 37 | 1 | 80 | 118 |
| 10. MALDA* | 13 | 594 | 1 | 595 | 196 | 17 | 0 | 213 | 92 | 13 | 360 | 465 |
| 11. MUGBERIA* | 11 | 294 | 0 | 294 | 198 | 22 | 0 | 220 | 144 | 74 | 682 | 900 |
| 12. MURSHIDABAD | 14 | 1012 | 18 | 1030 | 481 | 57 | 0 | 538 | 99 | 75 | 508 | 682 |
| 13. NADIA* | 17 | 1031 | 969 | 2000 | 354 | 102 | 0 | 456 | 72 | 58 | 245 | 375 |
| 14. PURULIA | 21 | 910 | 1 | 911 | 443 | 1105 | 0 | 1548 | 96 | 12 | 18 | 126 |
| 15. RAIGANJ* | 9 | 506 | 0 | 506 | 237 | 93 | 0 | 330 | 6 | 2 | 418 | 426 |
| 16. TAMLUK - GHATAL | 18 | 849 | 63 | 912 | 634 | 143 | 0 | 777 | 184 | 44 | 515 | 743 |
| 17. VIDYASAGAR | 39 | 2402 | 1 | 2403 | 1136 | 25 | 0 | 1161 | 1151 | 236 | 2601 | 3988 |
| STATE TOTAL : | 280 | 15366 | 10770 | 26136 | 6931 | 1885 | 193 | 9009 | 4486 | 2370 | 14995 | 21851 |

**DISTRICT CENTRAL COOPERATIVE BANKS
(BANKWISE AND CONSOLIDATED)
20. WEST BENGAL
(AS ON 31st MARCH)**

**TABLE - III
DEPOSITS SOURCE-WISE AND TYPE-WISE
DURING 2005-2006**

(Rs. IN LAKHS)

| NAME OF THE DISTRICT CENTRAL COOPERATIVE BANKS IN THE STATE | INSTITUTIONAL DEPOSITS FROM | | | | TOTAL DEPOSITS (14 TO 17) OR (19 TO 23) | TYPEWISE DEPOSITS | | | | |
|--|-----------------------------|------------------|-----------------|-------------|---|-------------------|--------------|---------------|------------------|-------------------|
| | COOPER- ATIVES | INDIVI- DUALS | LOCAL BODIES | OTHERS | | CURRENT | SAVINGS | FIXED | RESERVE FUNDS | OTHER DEPOSITS |
| 1 | 14 | 15 | 16 | 17 | 18 | 19 | 20 | 21 | 22 | 23 |
| 1. BALGERIA | 4630 | 6315 | 0 | 0 | 10945 | 238 | 2688 | 8019 | 0 | 0 |
| 2. BANKURA* | 6393 | 10913 | 1056 | 132 | 18494 | 547 | 7143 | 10526 | 147 | 131 |
| 3. BIRBHUM | 1082 | 19809 | 387 | 0 | 21278 | 206 | 6496 | 14223 | 302 | 51 |
| 4. BURDWAN | 17081 | 39514 | 0 | 2420 | 59015 | 1151 | 22662 | 34630 | 399 | 173 |
| 5. DAKSHIN DINAJPUR (BALURGHAT)* | 3885 | @ | @ | 0 | 3885 | 52 | 912 | 2875 | 0 | 46 |
| 6. DARJEELING* | 1961 | 0 | 0 | 0 | 1961 | 150 | 804 | 881 | 16 | 110 |
| 7. HOOGLY* | 6047 | 6443 | 0 | 660 | 13150 | 192 | 3443 | 9081 | 346 | 88 |
| 8. HOWRAH | 8777 | 6902 | 0 | 0 | 15679 | 241 | 3592 | 11624 | 216 | 6 |
| 9. JALPAIGURI* | 5537 | @ | @ | @ | 5537 | 297 | 2339 | 2901 | 0 | 0 |
| 10. MALDA* | 1587 | 8142 | 0 | 249 | 9978 | 210 | 8718 | 3 | 747 | 300 |
| 11. MUGBERIA* | 1896 | 8543 | 0 | 0 | 10439 | 192 | 2948 | 7008 | 291 | 0 |
| 12. MURSHIDABAD | 5416 | 5131 | 3 | 0 | 10550 | 327 | 3562 | 6364 | 0 | 297 |
| 13. NADIA* | 7818 | 11431 | 0 | 0 | 19249 | 463 | 6396 | 12328 | 61 | 1 |
| 14. PURULIA | 455 | 3875 | 16 | 0 | 4346 | 574 | 3124 | 648 | 0 | 0 |
| 15. RAIGANJ* | 700 | 2370 | 320 | 93 | 3483 | 129 | 1132 | 2213 | 9 | 0 |
| 16. TAMLUK - GHATAL | 12535 | 10448 | 275 | 0 | 23258 | 450 | 6817 | 14695 | 1264 | 32 |
| 17. VIDYASAGAR | 10654 | 28994 | 514 | 0 | 40162 | 1375 | 15067 | 22695 | 718 | 307 |
| STATE TOTAL : | 96454 | 168830 | 2571 | 3554 | 271409 | 6794 | 97843 | 160714 | 4516 | 1542 |

DISTRICT CENTRAL COOPERATIVE BANKS

(BANKWISE AND CONSOLIDATED) BORROWINGS FROM SCB / NABARD, GOVT. OF INDIA, COMMERCIAL BANKS,

20. WEST BENGAL

(AS ON 31st MARCH)

TABLE - IV

CASH CREDIT & OVERDRAFTS AND OTHERS

DURING 2005-2006

(Rs. IN LAKHS)

| NAME OF THE DISTRICT CENTRAL COOPERATIVE BANKS IN THE STATE | BORROWINGS FROM SCB / NABARD | | | | | TOTAL LOANS FROM SCB/NABARD (24 TO 28) | LOANS FROM | | CASH CREDIT AND OVER- DRAFTS | TOTAL BORROW- INGS (29 TO 32) |
|--|------------------------------|----------------|------------------|----------------|-------|---|------------|--------------------------|--|--|
| | AGRICULTURAL | | NON-AGRICULTURAL | | OTHER | | GOVT. | COMMER- CIAL BANKS | | |
| | SHORT TERM | MEDIUM TERM | SHORT TERM | MEDIUM TERM | | | | | | |
| 1 | 24 | 25 | 26 | 27 | 28 | 29 | 30 | 31 | 32 | 33 |
| 1. BALGERIA | 1600 | 246 | 45 | 2438 | 0 | 4329 | 0 | 0 | 0 | 4329 |
| 2. BANKURA* | 1400 | 195 | 41 | 5426 | 0 | 7062 | 2 | 0 | 0 | 7064 |
| 3. BIRBHUM | 1050 | 25 | 0 | 246 | 0 | 1321 | 0 | 0 | 0 | 1321 |
| 4. BURDWAN | 2800 | 0 | 68 | 3432 | 0 | 6300 | 4 | 0 | 0 | 6304 |
| 5. DAKSHIN DINAJPUR (BALURG) | 251 | 0 | 0 | 2 | 1 | 254 | 0 | 0 | 0 | 254 |
| 6. DARJEELING* | 391 | 0 | 3 | 0 | 43 | 437 | 7 | 0 | 21 | 465 |
| 7. HOOGLY* | 150 | 249 | 43 | 68 | 45 | 555 | 4 | 6 | 0 | 565 |
| 8. HOWRAH | 450 | 0 | 93 | 107 | 1 | 651 | 0 | 0 | 0 | 651 |
| 9. JALPAIGURI* | 500 | 0 | 919 | 521 | 652 | 2592 | 0 | 0 | 0 | 2592 |
| 10. MALDA* | 0 | 0 | 30 | 124 | 310 | 464 | 0 | 0 | 0 | 464 |
| 11. MUGBERIA* | 650 | 0 | 32 | 1239 | 684 | 2605 | 0 | 0 | 0 | 2605 |
| 12. MURSHIDABAD | 1824 | 0 | 1728 | 0 | 0 | 3552 | 379 | 0 | 0 | 3931 |
| 13. NADIA* | 0 | 452 | 2 | 247 | 0 | 701 | 0 | 0 | 0 | 701 |
| 14. PURULIA | 4482 | 0 | 7 | 0 | 5 | 4494 | 0 | 0 | 0 | 4494 |
| 15. RAIGANJ* | 679 | 9 | 40 | 0 | 0 | 728 | 0 | 0 | 0 | 728 |
| 16. TAMLUK - GHATAL | 1951 | 69 | 849 | 512 | 4 | 3385 | 0 | 0 | 0 | 3385 |
| 17. VIDYASAGAR | 2500 | 0 | 59 | 5607 | 83 | 8249 | 0 | 0 | 0 | 8249 |
| STATE TOTAL : | 20678 | 1245 | 3959 | 19969 | 1828 | 47679 | 396 | 6 | 21 | 48102 |

DISTRICT CENTRAL COOPERATIVE BANKS

TABLE - V

(BANKWISE AND CONSOLIDATED) WORKING CAPITAL, CASH AND BALANCES WITH BANKS, CALL DEPOSITS

20. WEST BENGAL

AND DETAILS OF INVESTMENTS WITH VARIOUS AGENCIES

(AS ON 31st MARCH)

DURING 2005-2006

(Rs. IN LAKHS)

| NAME OF THE DISTRICT CENTRAL COOPERATIVE BANKS IN THE STATE | WORKING CAPITAL | CASH ON HAND | BALANCES WITH BANKS | CALL DEPOSITS | DETAILS OF INVESTMENTS | | | | | TOTAL INVESTMENTS (38 TO 42) |
|--|--------------------|-----------------|---------------------------|------------------|------------------------|----------------------------|------------------------------|-------------------|---------------------------|------------------------------------|
| | | | | | IN GOVT. SECURITIES | DEBEN- TURES OF LDBs | OTHER TRUSTEE SECURITY | FIXED DEPOSITS | OTHER INVEST- MENTS | |
| 1 | 34 | 35 | 36 | 37 | 38 | 39 | 40 | 41 | 42 | 43 |
| 1. BALGERIA | 15978 | 1885 | 1115 | 0 | 2176 | 0 | 2779 | 0 | 932 | 5887 |
| 2. BANKURA* | 33452 | 1323 | 1293 | 0 | 5074 | 0 | 701 | 9904 | 137 | 15816 |
| 3. BIRBHUM | 24518 | 274 | 1217 | 0 | 1 | 0 | 0 | 10123 | 1457 | 11581 |
| 4. BURDWAN | 86583 | 1008 | 42698 | 30 | 6000 | 0 | 900 | 0 | 870 | 7770 |
| 5. DAKSHIN DINAJPUR (BALURGI) | 5105 | 134 | 112 | 0 | 0 | 29 | 10 | 1760 | 260 | 2059 |
| 6. DARJEELING* | 1371 | 17 | 288 | 21 | 0 | 0 | 0 | 103 | 35 | 138 |
| 7. HOOGLY* | 18482 | 410 | 623 | 1676 | 0 | 0 | 0 | 9098 | 97 | 9195 |
| 8. HOWRAH | 18502 | 534 | 432 | 0 | 34 | 0 | 25 | 9629 | 118 | 9806 |
| 9. JALPAIGURI* | 9702 | 60 | 298 | 0 | 0 | 0 | 0 | 2880 | 52 | 2932 |
| 10. MALDA* | 12883 | 238 | 399 | 0 | 0 | 0 | 574 | 7286 | 15 | 7875 |
| 11. MUGBERIA* | 16442 | 351 | 227 | 0 | 0 | 0 | 0 | 6574 | 1479 | 8053 |
| 12. MURSHIDABAD | 16312 | 898 | 2519 | 0 | 1081 | 0 | 0 | 0 | 117 | 1198 |
| 13. NADIA* | 24423 | 211 | 1122 | 0 | 0 | 0 | 1108 | 13098 | 69 | 14275 |
| 14. PURULIA | 10973 | 19 | 982 | 486 | 0 | 119 | 0 | 102 | 0 | 221 |
| 15. RAIGANJ* | 4967 | 117 | 256 | 0 | 100 | 0 | 100 | 1308 | 37 | 1545 |
| 16. TAMLUK - GHATAL | 31813 | 1492 | 18008 | 0 | 1551 | 0 | 0 | 0 | 298 | 1849 |
| 17. VIDYASAGAR | 61333 | 1624 | 773 | 0 | 5414 | 0 | 1050 | 22283 | 177 | 28924 |
| STATE TOTAL : | 392839 | 10595 | 72362 | 2213 | 21431 | 148 | 7247 | 94148 | 6150 | 129124 |

**DISTRICT CENTRAL COOPERATIVE BANKS
(BANKWISE AND CONSOLIDATED)**

20. WEST BENGAL

(AS ON 31st MARCH)

**TABLE - VI (A)
LOANS ISSUED - SHORT TERM AGRICULTURAL
AND SHORT TERM NON-AGRICULTURAL
DURING 2005-2006**

(Rs. IN LAKHS)

| NAME OF THE DISTRICT CENTRAL COOPERATIVE BANKS IN THE STATE | SHORT TERM AGRICULTURAL | | | | SHORT TERM NON-AGRICULTURAL | | | |
|--|--|--------------------------|---------------------------------------|------------------------------------|-----------------------------|---------------------------|--------|--|
| | SEASONAL AGRICULTURAL OPERATIONS | MARKETING OF CROPS | OTHERS INCLUDING SUPPLY & DIST. | TOTAL S. T. AGRI. (44 TO 46) | INDUSTRIAL PURPOSES | CONSUMP- TION LOANS | OTHERS | TOTAL S. T. NON-AGRI. (48 TO 50) |
| 1 | 44 | 45 | 46 | 47 | 48 | 49 | 50 | 51 |
| 1. BALGERIA | 3225 | 0 | 0 | 3225 | 0 | 852 | 806 | 1658 |
| 2. BANKURA* | 4742 | 0 | 0 | 4742 | 0 | 0 | 725 | 725 |
| 3. BIRBHUM | 2042 | 0 | 0 | 2042 | 0 | 0 | 4309 | 4309 |
| 4. BURDWAN | 9701 | 6525 | 5975 | 22201 | 2909 | 3248 | 54 | 6211 |
| 5. DAKSHIN DINAJPUR (BALURGI) | 318 | 0 | 0 | 318 | 0 | 0 | 140 | 140 |
| 6. DARJEELING* | 89 | 0 | 0 | 89 | 0 | 0 | 0 | 0 |
| 7. HOOGLY* | 2479 | 0 | 0 | 2479 | 352 | 0 | 496 | 848 |
| 8. HOWRAH | 1586 | 0 | 10 | 1596 | 0 | 445 | 589 | 1034 |
| 9. JALPAIGURI* | 1084 | 0 | 0 | 1084 | 3213 | 0 | 148 | 3361 |
| 10. MALDA* | 797 | 0 | 0 | 797 | 0 | 0 | 2182 | 2182 |
| 11. MUGBERIA* | 2218 | 0 | 29 | 2247 | 0 | 0 | 1551 | 1551 |
| 12. MURSHIDABAD | 0 | 0 | 0 | 0 | 0 | 0 | 0 | 0 |
| 13. NADIA* | N. A. | N. A. | N. A. | 0 | N. A. | N. A. | N. A. | 0 |
| 14. PURULIA | 2878 | 0 | 0 | 2878 | 19 | 1 | 0 | 20 |
| 15. RAIGANJ* | 515 | 6 | 0 | 521 | 0 | 0 | 0 | 0 |
| 16. TAMLUK - GHATAL | 8903 | 0 | 0 | 8903 | 0 | 2330 | 0 | 2330 |
| 17. VIDYASAGAR | 7937 | 490 | 0 | 8427 | 0 | 0 | 2490 | 2490 |
| STATE TOTAL : | 48514 | 7021 | 6014 | 61549 | 6493 | 6876 | 13490 | 26859 |

**DISTRICT CENTRAL COOPERATIVE BANKS
(BANKWISE AND CONSOLIDATED)
20. WEST BENGAL
(AS ON 31st MARCH)**

**TABLE - VI (B)
LOANS ISSUED - MEDIUM TERM AGRICULTURAL
AND MEDIUM TERM NON-AGRICULTURAL
DURING 2005-2006**

(Rs. IN LAKHS)

| NAME OF THE DISTRICT CENTRAL COOPERATIVE BANKS IN THE STATE | MEDIUM TERM AGRICULTURAL | | | | MEDIUM TERM NON-AGRICULTURAL | | | OTHER LOANS & ADVANCES | TOTAL LOANS & ADVANCES (47+51+55+58+59) |
|--|--------------------------|---------------------|--------|-----------------------------------|------------------------------|--------|--|---------------------------|---|
| | MINOR IRRIGATION | ANIMAL HUSBANDRY | OTHERS | TOTAL M. T. AGRI (52 TO 54) | PURCHASE OF SHARES | OTHERS | TOTAL M. T. NON-AGRI. (56 TO 57) | | |
| 1 | 52 | 53 | 54 | 55 | 56 | 57 | 58 | 59 | 60 |
| 1. BALGERIA | 50 | 0 | 123 | 173 | 0 | 782 | 782 | 699 | 6537 |
| 2. BANKURA* | 45 | 0 | 73 | 118 | 0 | 2852 | 2852 | 2192 | 10629 |
| 3. BIRBHUM | 23 | 0 | 0 | 23 | 0 | 997 | 997 | 308 | 7679 |
| 4. BURDWAN | 337 | 6 | 279 | 622 | 0 | 4153 | 4153 | 179 | 33366 |
| 5. DAKSHIN DINAJPUR (BALURGI) | 0 | 0 | 23 | 23 | 0 | 586 | 586 | 0 | 1067 |
| 6. DARJEELING* | 0 | 0 | 2 | 2 | 0 | 122 | 122 | 40 | 253 |
| 7. HOOGLY* | 66 | 0 | 55 | 121 | 0 | 686 | 686 | 0 | 4134 |
| 8. HOWRAH | 0 | 0 | 10 | 10 | 0 | 950 | 950 | 110 | 3700 |
| 9. JALPAIGURI* | 0 | 0 | 99 | 99 | 0 | 558 | 558 | 548 | 5650 |
| 10. MALDA* | 3 | 0 | 6 | 9 | 0 | 199 | 199 | 1545 | 4732 |
| 11. MUGBERIA* | 10 | 0 | 62 | 72 | 0 | 902 | 902 | 374 | 5146 |
| 12. MURSHIDABAD | 0 | 0 | 0 | 0 | 0 | 0 | 0 | 0 | 0 |
| 13. NADIA* | N. A. | N. A. | N. A. | 0 | N. A. | N. A. | 0 | N. A. | 0 |
| 14. PURULIA | 0 | 0 | 18 | 18 | 0 | 21 | 21 | 0 | 2937 |
| 15. RAIGANJ* | 0 | 0 | 11 | 11 | 0 | 481 | 481 | 158 | 1171 |
| 16. TAMLUK - GHATAL | 0 | 0 | 534 | 534 | 0 | 824 | 824 | 86 | 12677 |
| 17. VIDYASAGAR | 8 | 0 | 106 | 114 | 0 | 5723 | 5723 | 527 | 17281 |
| STATE TOTAL : | 542 | 6 | 1401 | 1949 | 0 | 19836 | 19836 | 6766 | 116959 |

**DISTRICT CENTRAL COOPERATIVE BANKS
(BANKWISE AND CONSOLIDATED)
20. WEST BENGAL
(AS ON 31st MARCH)**

**TABLE - VII (A)
LOANS OUTSTANDING - SHORT TERM AGRICULTURAL
AND SHORT TERM NON-AGRICULTURAL
DURING 2005-2006**

(Rs. IN LAKHS)

| NAME OF THE DISTRICT CENTRAL COOPERATIVE BANKS IN THE STATE | SHORT TERM AGRICULTURAL | | | | SHORT TERM NON-AGRICULTURAL | | | |
|--|--|--------------------------|---------------------------------------|------------------------------------|-----------------------------|---------------------------|--------|--|
| | SEASONAL AGRICULTURAL OPERATIONS | MARKETING OF CROPS | OTHERS INCLUDING SUPPLY & DIST. | TOTAL S. T. AGRI. (61 TO 63) | INDUSTRIAL PURPOSES | CONSUMP- TION LOANS | OTHERS | TOTAL S. T. NON-AGRI. (65 TO 67) |
| 1 | 61 | 62 | 63 | 64 | 65 | 66 | 67 | 68 |
| 1. BALGERIA | 679 | 0 | 0 | 679 | 50 | 1147 | 2298 | 3495 |
| 2. BANKURA* | 2592 | 0 | 0 | 2592 | 0 | 0 | 442 | 442 |
| 3. BIRBHUM | 2755 | 0 | 0 | 2755 | 0 | 0 | 5116 | 5116 |
| 4. BURDWAN | 7624 | 3840 | 4039 | 15503 | 2682 | 1827 | 104 | 4613 |
| 5. DAKSHIN DINAJPUR (BALURG) | 955 | 0 | 0 | 955 | 0 | 0 | 115 | 115 |
| 6. DARJEELING* | 283 | 0 | 0 | 283 | 0 | 0 | 0 | 0 |
| 7. HOOGLY* | 2719 | 3 | 0 | 2722 | 291 | 0 | 909 | 1200 |
| 8. HOWRAH | 1086 | 0 | 5 | 1091 | 0 | 544 | 382 | 926 |
| 9. JALPAIGURI* | 1804 | 0 | 0 | 1804 | 1293 | 20 | 180 | 1493 |
| 10. MALDA* | 971 | 0 | 0 | 971 | 0 | 0 | 421 | 421 |
| 11. MUGBERIA* | 1049 | 0 | 24 | 1073 | 0 | 0 | 2404 | 2404 |
| 12. MURSHIDABAD | 4163 | 0 | 0 | 4163 | 0 | 2109 | 0 | 2109 |
| 13. NADIA* | 3028 | 121 | 0 | 3149 | 818 | 612 | 207 | 1637 |
| 14. PURULIA | 5404 | 0 | 0 | 5404 | 270 | 25 | 3 | 298 |
| 15. RAIGANJ* | 1270 | 10 | 0 | 1280 | 0 | 0 | 0 | 0 |
| 16. TAMLUK - GHATAL | 3272 | 0 | 0 | 3272 | 0 | 1247 | 0 | 1247 |
| 17. VIDYASAGAR | 7041 | 437 | 0 | 7478 | 0 | 0 | 2848 | 2848 |
| STATE TOTAL : | 46695 | 4411 | 4068 | 55174 | 5404 | 7531 | 15429 | 28364 |

**DISTRICT CENTRAL COOPERATIVE BANKS
(BANKWISEWISE AND CONSOLIDATEI
20. WEST BENGAL
(AS ON 31st MARCH)**

**TABLE - VII (B)
LOANS OUTSTANDING - MEDIUM TERM AGRICULTURAL
AND MEDIUM TERM NON-AGRICULTURAL
DURING 2005-2006**

(Rs. IN LAKHS)

| NAME OF THE STATES (DISTRICT CENTRAL COOPERATIVE BANKS STATE WISE TOTAL) | MEDIUM TERM AGRICULTURAL | | | | MEDIUM TERM NON-AGRICULTURAL | | | OTHER LOANS OUTSTANDINGS | TOTAL LOANS OUTSTANDING (64+68+72+75+76) |
|---|--------------------------|---------------------|--------|------------------------------------|------------------------------|--------|--|-----------------------------|--|
| | MINOR IRRIGATION | ANIMAL HUSBANDRY | OTHERS | TOTAL M. T. AGRI. (69 TO 71) | PURCHASE OF SHARES | OTHERS | TOTAL M. T. NON-AGRI. (73 TO 74) | | |
| 1 | 69 | 70 | 71 | 72 | 73 | 74 | 75 | 76 | 77 |
| 1. BALGERIA | 326 | 0 | 205 | 531 | 0 | 2052 | 2052 | 2033 | 8790 |
| 2. BANKURA* | 131 | 0 | 254 | 385 | 0 | 4284 | 4284 | 2636 | 10339 |
| 3. BIRBHUM | 266 | 22 | 0 | 288 | 0 | 1697 | 1697 | 420 | 10276 |
| 4. BURDWAN | 881 | 690 | 1531 | 3102 | 0 | 4477 | 4477 | 840 | 28535 |
| 5. DAKSHIN DINAJPUR (BALURG | 0 | 0 | 25 | 25 | 0 | 586 | 586 | 13 | 1694 |
| 6. DARJEELING* | 0 | 0 | 26 | 26 | 0 | 226 | 226 | 208 | 743 |
| 7. HOOGLY* | 244 | 0 | 130 | 374 | 0 | 1076 | 1076 | 0 | 5372 |
| 8. HOWRAH | 0 | 0 | 48 | 48 | 0 | 1792 | 1792 | 241 | 4098 |
| 9. JALPAIGURI* | 0 | 0 | 221 | 221 | 0 | 1035 | 1035 | 940 | 5493 |
| 10. MALDA* | 7 | 0 | 63 | 70 | 0 | 241 | 241 | 2062 | 3765 |
| 11. MUGBERIA* | 22 | 0 | 107 | 129 | 0 | 1720 | 1720 | 994 | 6320 |
| 12. MURSHIDABAD | 0 | 0 | 528 | 528 | 0 | 2514 | 2514 | 598 | 9912 |
| 13. NADIA* | 25 | 0 | 78 | 103 | 0 | 2197 | 2197 | 195 | 7281 |
| 14. PURULIA | 6 | 8 | 96 | 110 | 0 | 664 | 664 | 255 | 6731 |
| 15. RAIGANJ* | 0 | 0 | 85 | 85 | 0 | 1069 | 1069 | 309 | 2743 |
| 16. TAMLUK - GHATAL | 11 | 0 | 1188 | 1199 | 0 | 1872 | 1872 | 166 | 7756 |
| 17. VIDYASAGAR | 55 | 1 | 458 | 514 | 0 | 16528 | 16528 | 526 | 27894 |
| STATE TOTAL : | 1974 | 721 | 5043 | 7738 | 0 | 44030 | 44030 | 12436 | 147742 |

**DISTRICT CENTRAL COOPERATIVE BANKS
(BANKWISE AND CONSOLIDATED)
20. WEST BENGAL
(AS ON 31st MARCH)**

**TABLE - VIII
PURPOSE WISE DEMAND AND COLLECTION
DURING 2005-2006**

(Rs. IN LAKHS)

| NAME OF THE STATES (DISTRICT CENTRAL COOPERATIVE BANKS STATE WISE TOTAL) | DETAILS OF DEMAND | | | | | | DETAILS OF COLLECTION | | | | | |
|---|-------------------|-----------------------|-------------------|-----------------------|--------|---------------------|-----------------------|-----------------------|-------------------|-----------------------|--------|---------------------|
| | SHORT TERM | | MEDIUM TERM | | OTHERS | TOTAL (78 TO 82) | SHORT TERM | | MEDIUM TERM | | OTHERS | TOTAL (84 TO 88) |
| | AGRI- CULTURAL | NON-AGRI- CULTURAL | AGRI- CULTURAL | NON-AGRI- CULTURAL | | | AGRI- CULTURAL | NON-AGRI- CULTURAL | AGRI- CULTURAL | NON-AGRI- CULTURAL | | |
| 1 | 78 | 79 | 80 | 81 | 82 | 83 | 84 | 85 | 86 | 87 | 88 | 89 |
| 1. BALGERIA | 3629 | 0 | 0 | 0 | 0 | 3629 | 3270 | 0 | 0 | 0 | 0 | 3270 |
| 2. BANKURA* | 5053 | 52 | 195 | 2301 | 184 | 7785 | 4134 | 46 | 108 | 2067 | 69 | 6424 |
| 3. BIRBHUM | 2845 | 4868 | 251 | 980 | 119 | 9063 | 1701 | 3482 | 31 | 708 | 114 | 6036 |
| 4. BURDWAN | 10818 | 7695 | 1153 | 3929 | 886 | 24481 | 8710 | 5630 | 656 | 3535 | 567 | 19098 |
| 5. DAKSHIN DINAJPUR (BALUR) | 947 | 81 | 20 | 470 | 0 | 1518 | 416 | 61 | 11 | 458 | 0 | 946 |
| 6. DARJEELING* | 327 | 0 | 19 | 0 | 0 | 346 | 101 | 0 | 3 | 0 | 0 | 104 |
| 7. HOOGLY* | 3059 | 759 | 57 | 563 | 13 | 4451 | 2329 | 698 | 46 | 554 | 10 | 3637 |
| 8. HOWRAH | 1053 | 493 | 113 | 801 | 55 | 2515 | 1393 | 466 | 87 | 601 | 44 | 2591 |
| 9. JALPAIGURI* | 811 | 3847 | 203 | 482 | 182 | 5525 | 429 | 3271 | 57 | 350 | 262 | 4369 |
| 10. MALDA* | 965 | 697 | 32 | 577 | 57 | 2328 | 531 | 476 | 23 | 495 | 49 | 1574 |
| 11. MUGBERIA* | 2386 | 1590 | 53 | 1038 | 165 | 5232 | 2092 | 1395 | 35 | 821 | 144 | 4487 |
| 12. MURSHIDABAD | 2380 | 154 | 109 | 315 | 556 | 3514 | 1093 | 59 | 29 | 209 | 509 | 1899 |
| 13. NADIA* | 2819 | 669 | 68 | 1244 | 52 | 4852 | 1456 | 656 | 43 | 1191 | 27 | 3373 |
| 14. PURULIA | 660 | 430 | 20 | 250 | 154 | 1514 | 393 | 334 | 13 | 232 | 12 | 984 |
| 15. RAIGANJ* | 1319 | 0 | 272 | 0 | 0 | 1591 | 356 | 0 | 251 | 0 | 0 | 607 |
| 16. TAMLUK - GHATAL | 9653 | 2238 | 231 | 1122 | 56 | 13300 | 8606 | 2181 | 224 | 851 | 16 | 11878 |
| 17. VIDYASAGAR | 9892 | 6218 | 278 | 5624 | 417 | 22429 | 7690 | 5547 | 218 | 5366 | 371 | 19192 |
| STATE TOTAL : | 58616 | 29791 | 3074 | 19696 | 2896 | 114073 | 44700 | 24302 | 1835 | 17438 | 2194 | 90469 |

DISTRICT CENTRAL COOPERATIVE BANKS

(BANKWISE AND CONSOLIDATED) PURPOSE WISE BALANCES (OVERDUES) AND % OF OVERDUES TO DEMAND

20. WEST BENGAL

(AS ON 31st MARCH)

TABLE - IX

DURING 2005-2006

(Rs. IN LAKHS)

(PERCENTAGE %)

| NAME OF THE STATES (DISTRICT CENTRAL COOPERATIVE BANKS STATE WISE TOTAL) | DETAILS OF BALANCES (OVERDUES) | | | | | | PERCENTAGE OF OVERDUES TO DEMAND | | | | | |
|---|--------------------------------|-----------------------|-------------------|-----------------------|--------|---------------------|----------------------------------|-----------------------|-------------------|-----------------------|--------|-------|
| | SHORT TERM | | MEDIUM TERM | | OTHERS | TOTAL (90 TO 94) | SHORT TERM | | MEDIUM TERM | | OTHERS | TOTAL |
| | AGRI- CULTURAL | NON-AGRI- CULTURAL | AGRI- CULTURAL | NON-AGRI- CULTURAL | | | AGRI- CULTURAL | NON-AGRI- CULTURAL | AGRI- CULTURAL | NON-AGRI- CULTURAL | | |
| 1 | 90 | 91 | 92 | 93 | 94 | 95 | 96 | 97 | 98 | 99 | 100 | 101 |
| 1. BALGERIA | 359 | 0 | 0 | 0 | 0 | 359 | 9.89 | 0.00 | 0.00 | 0.00 | 0.00 | 9.89 |
| 2. BANKURA* | 919 | 6 | 87 | 234 | 115 | 1361 | 18.19 | 11.54 | 44.62 | 10.17 | 62.50 | 17.48 |
| 3. BIRBHUM | 1144 | 1386 | 220 | 272 | 5 | 3027 | 40.21 | 28.47 | 87.65 | 27.76 | 4.20 | 33.40 |
| 4. BURDWAN | 2108 | 2065 | 497 | 394 | 319 | 5383 | 19.49 | 26.84 | 43.10 | 10.03 | 36.00 | 21.99 |
| 5. DAKSHIN DINAJPUR (BALUR) | 531 | 20 | 9 | 12 | 0 | 572 | 56.07 | 24.69 | 45.00 | 2.55 | 0.00 | 37.68 |
| 6. DARJEELING* | 226 | 0 | 16 | 0 | 0 | 242 | 69.11 | 0.00 | 84.21 | 0.00 | 0.00 | 69.94 |
| 7. HOOGLY* | 730 | 61 | 11 | 9 | 3 | 814 | 23.86 | 8.04 | 19.30 | 1.60 | 23.08 | 18.29 |
| 8. HOWRAH | -340 | 27 | 26 | 200 | 11 | -76 | -32.29 | 5.48 | 23.01 | 24.97 | 20.00 | -3.02 |
| 9. JALPAIGURI* | 382 | 576 | 146 | 132 | -80 | 1156 | 47.10 | 14.97 | 71.92 | 27.39 | -43.96 | 20.92 |
| 10. MALDA* | 434 | 221 | 9 | 82 | 8 | 754 | 44.97 | 31.71 | 28.13 | 14.21 | 14.04 | 32.39 |
| 11. MUGBERIA* | 294 | 195 | 18 | 217 | 21 | 745 | 12.32 | 12.26 | 33.96 | 20.91 | 12.73 | 14.24 |
| 12. MURSHIDABAD | 1287 | 95 | 80 | 106 | 47 | 1615 | 54.08 | 61.69 | 73.39 | 33.65 | 8.45 | 45.96 |
| 13. NADIA* | 1363 | 13 | 25 | 53 | 25 | 1479 | 48.35 | 1.94 | 36.76 | 4.26 | 48.08 | 30.48 |
| 14. PURULIA | 267 | 96 | 7 | 18 | 142 | 530 | 40.45 | 22.33 | 35.00 | 7.20 | 92.21 | 35.01 |
| 15. RAIGANJ* | 963 | 0 | 21 | 0 | 0 | 984 | 73.01 | 0.00 | 7.72 | 0.00 | 0.00 | 61.85 |
| 16. TAMLUK - GHATAL | 1047 | 57 | 7 | 271 | 40 | 1422 | 10.85 | 2.55 | 3.03 | 24.15 | 71.43 | 10.69 |
| 17. VIDYASAGAR | 2202 | 671 | 60 | 258 | 46 | 3237 | 22.26 | 10.79 | 21.58 | 4.59 | 11.03 | 14.43 |
| STATE TOTAL : | 13916 | 5489 | 1239 | 2258 | 702 | 23604 | 23.74 | 18.43 | 40.31 | 11.46 | 24.24 | 20.69 |

DISTRICT CENTRAL COOPERATIVE BANKS

TABLE - X

(BANKWISE AND CONSOLIDATED)

COST OF MANAGEMENT, NUMBER OF EMPLOYEES, PROFIT/LOSS AND

20. WEST BENGAL

DIVIDEND DECLARED, BRANCHES WORKING IN PROFIT/LOSS

(AS ON 31st MARCH)

DURING 2005-2006

(Rs. IN LAKHS)

| NAME OF THE STATES (DISTRICT CENTRAL COOPERATIVE BANKS STATE WISE TOTAL) | COST OF MANAGEMENT | | | TOTAL NO. OF EMPLOYEES | COST OF MGMT. PER EMPLOYEE | COST OF MGMT. TO WORKING CAP. (%) | BANKS IN PROFIT (+) LOSS (-) | DIVIDEND DECLARED (%) | BRANCHES WORKING AT | | AUDIT CLASSI- FICATION (A/B/C/D/. GOVT.) |
|---|--------------------|-------------------|-------|---------------------------|----------------------------------|--|--|-------------------------------|---------------------|------------------|--|
| | SALARIES | OTHER EXPENCES | TOTAL | | | | | | PROFIT (NUMBER) | LOSS (NUMBER) | |
| 1 | 102 | 103 | 104 | 105 | 106 | 107 | 108 | 104 | 110 | 111 | 112 |
| 1. BALGERIA | 143 | 84 | 227 | 73 | 3.11 | 1.42 | -218 | 0 | 2 | 10 | B |
| 2. BANKURA* | 269 | 407 | 676 | 125 | 5.41 | 2.02 | 384 | 8 | 14 | 2 | A |
| 3. BIRBHUM | 242 | 218 | 460 | 105 | 4.38 | 1.88 | 49 | 0 | 15 | 3 | B |
| 4. BURDWAN | 777 | 4547 | 5324 | 417 | 12.77 | 6.15 | 178 | 0 | 18 | 20 | A |
| 5. DAKSHIN DINAJPUR (BALUR) | 75 | 503 | 578 | 36 | 16.06 | 11.32 | -34 | 1 | N. A. | N. A. | C |
| 6. DARJEELING* | 47 | 12 | 59 | 41 | 1.44 | 4.30 | -84 | 0 | 7 | 1 | D |
| 7. HOOGLY* | 202 | 59 | 261 | 13143 | 0.02 | 1.41 | 112 | 8 | 7 | 8 | A |
| 8. HOWRAH | 200 | 1302 | 1502 | 104 | 14.44 | 8.12 | 161 | 6 | 5 | 7 | B |
| 9. JALPAIGURI* | 91 | 153 | 244 | 58 | 4.21 | 2.51 | 112 | 0 | 5 | 4 | C |
| 10. MALDA* | 124 | 33 | 157 | 58 | 2.71 | 1.22 | 101 | 10 | N. A. | N. A. | A |
| 11. MUGBERIA* | 136 | 72 | 208 | 76 | 2.74 | 1.27 | 107 | 5 | 9 | 2 | A |
| 12. MURSHIDABAD | 133 | 822 | 955 | 89 | 10.73 | 5.85 | 86 | 0 | 8 | 6 | C |
| 13. NADIA* | 295 | 0 | 295 | 137 | 2.15 | 1.21 | 34 | 0 | 9 | 7 | B |
| 14. PURULIA | 80 | 331 | 411 | 54 | 7.61 | 3.75 | 21 | 0 | 2 | 4 | C |
| 15. RAIGANJ* | 89 | 41 | 130 | 75 | 1.73 | 2.62 | 16 | 0 | 4 | 5 | C |
| 16. TAMLUK - GHATAL | 294 | 122 | 416 | 150 | 2.77 | 1.31 | 59 | 0 | 8 | 10 | A |
| 17. VIDYASAGAR | 638 | 214 | 852 | 302 | 2.82 | 1.39 | 112 | 3 | 12 | 27 | A |
| STATE TOTAL : | 3835 | 8920 | 12755 | 15043 | 0.85 | 3.25 | (+) 1,532 (-) 336 | 41 | 125 | 116 | NOT COMPILED |

GRAPHIC

PRESENTATION

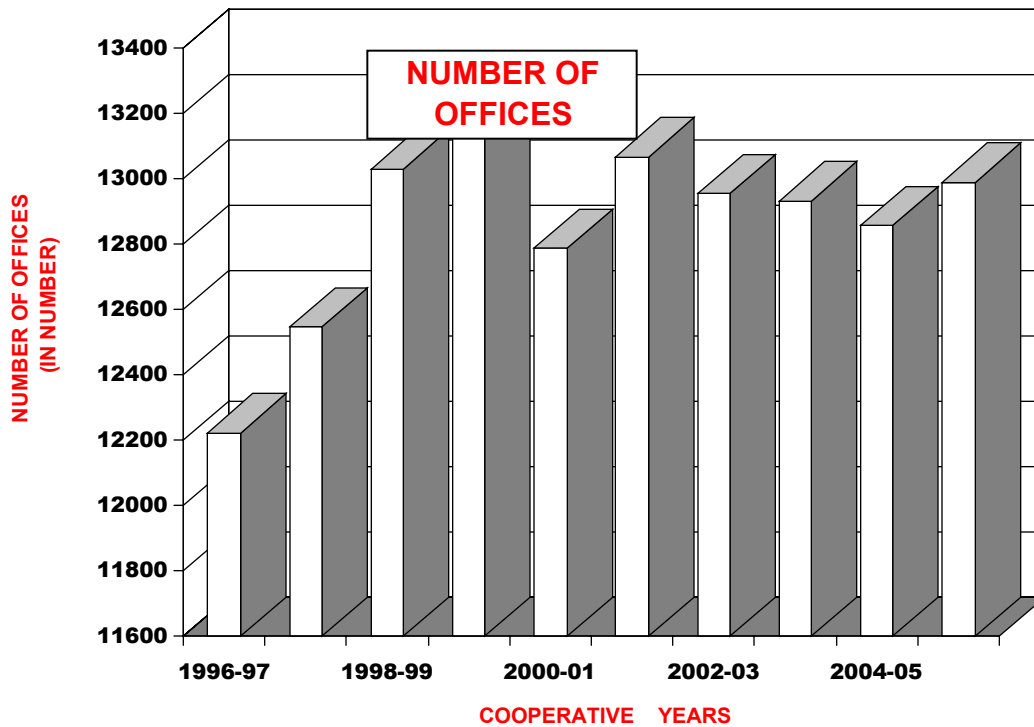
(From Page No. 156 to 175)

NAFSCOB

: 156 :

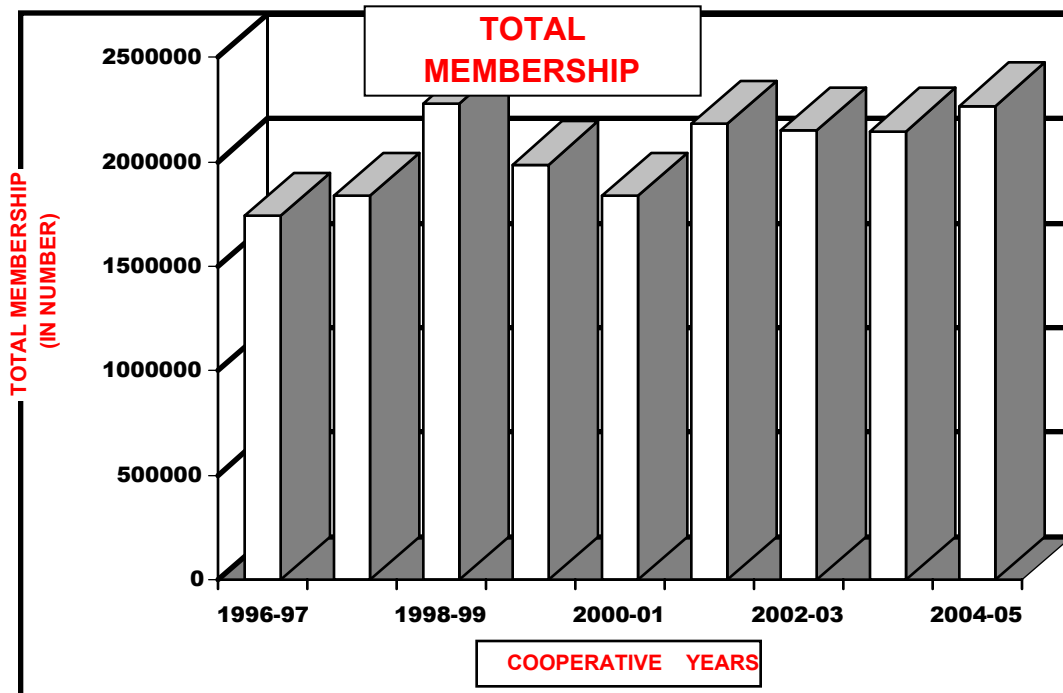
NAVI MUMBAI

**PERFORMANCE OF DISTRICT CENTRAL
COOPERATIVE BANKS
OVER A DECADE
(1997 TO 2006)**



| (IN NUMBER) | |
|----------------------|----------------------|
| COOPERATIVE YEARS | NUMBER OF OFFICES |
| 1996-97 | 12223 |
| 1997-98 | 12546 |
| 1998-99 | 13031 |
| 1999-00 | 13265 |
| 2000-01 | 12787 |
| 2001-02 | 13068 |
| 2002-03 | 12956 |
| 2003-04 | 12933 |
| 2004-05 | 12858 |
| 2005-06 | 12991 |

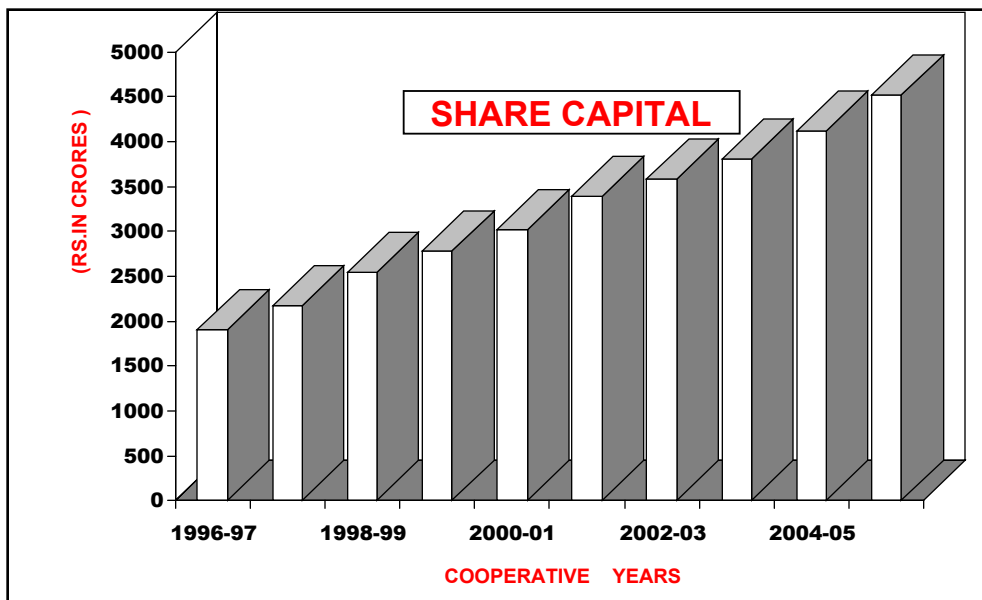
**PERFORMANCE OF DISTRICT CENTRAL
COOPERATIVE BANKS
OVER A DECADE
(1997 TO 2006)**



(IN NUMBER)

| COOPERATIVE YEARS | TOTAL MEMBERSHIP |
|-------------------|------------------|
| 1996-97 | 1797587 |
| 1997-98 | 1742213 |
| 1998-99 | 1839147 |
| 1999-00 | 2281449 |
| 2000-01 | 1986370 |
| 2001-02 | 1837433 |
| 2002-03 | 2183731 |
| 2003-04 | 2149071 |
| 2004-05 | 2145876 |
| 2005-06 | 2267850 |

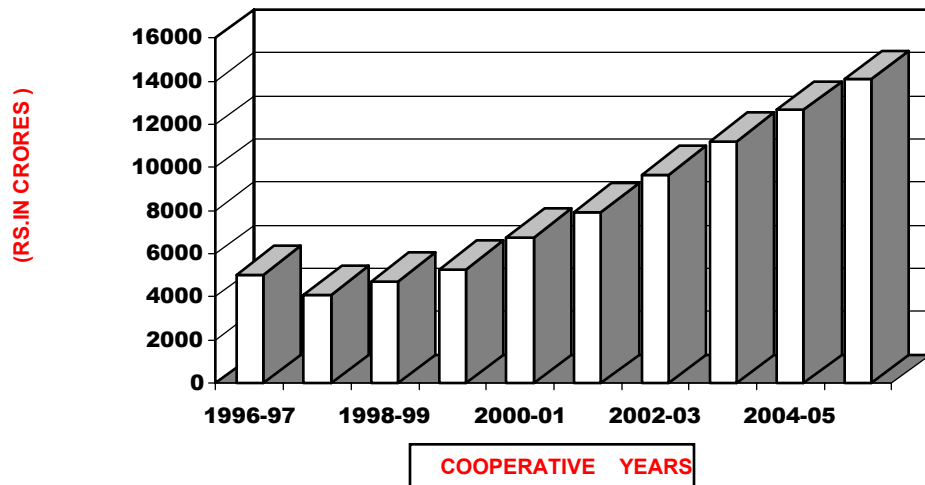
**PERFORMANCE OF DISTRICT CENTRAL
COOPERATIVE BANKS
OVER A DECADE
(1997 TO 2006)**



| (RS.IN CRORES) | |
|----------------------|------------------|
| COOPERATIVE YEARS | SHARE CAPITAL |
| 1996-97 | 1907 |
| 1997-98 | 2167 |
| 1998-99 | 2544 |
| 1999-00 | 2786 |
| 2000-01 | 3016 |
| 2001-02 | 3388 |
| 2002-03 | 3577 |
| 2003-04 | 3810 |
| 2004-05 | 4115 |
| 2005-06 | 4511 |

**PERFORMANCE OF DISTRICT CENTRAL
COOPERATIVE BANKS
OVER A DECADE
(1997 TO 2006)**

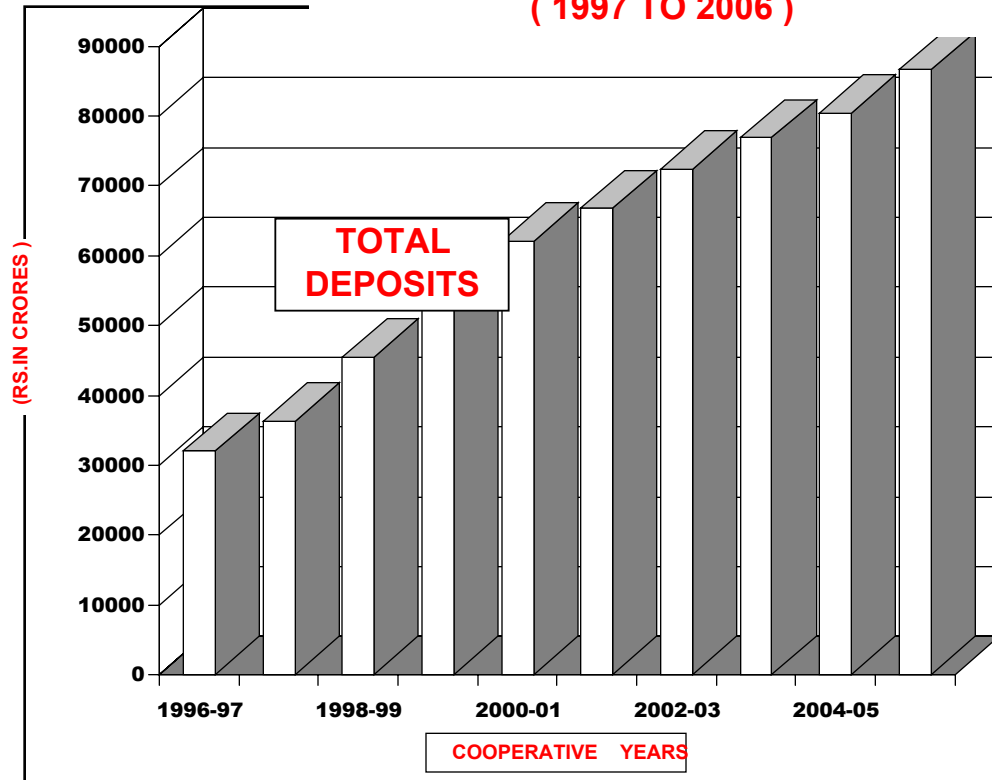
RESERVE FUNDS



(RS.IN CRORES)

| COOPERATIVE YEARS | RESERVE FUNDS |
|-------------------|---------------|
| 1996-97 | 5018 |
| 1997-98 | 4091 |
| 1998-99 | 4709 |
| 1999-00 | 5284 |
| 2000-01 | 6750 |
| 2001-02 | 7930 |
| 2002-03 | 9676 |
| 2003-04 | 11208 |
| 2004-05 | 12673 |
| 2005-06 | 14083 |

**PERFORMANCE OF DISTRICT CENTRAL
COOPERATIVE BANKS
OVER A DECADE
(1997 TO 2006)**

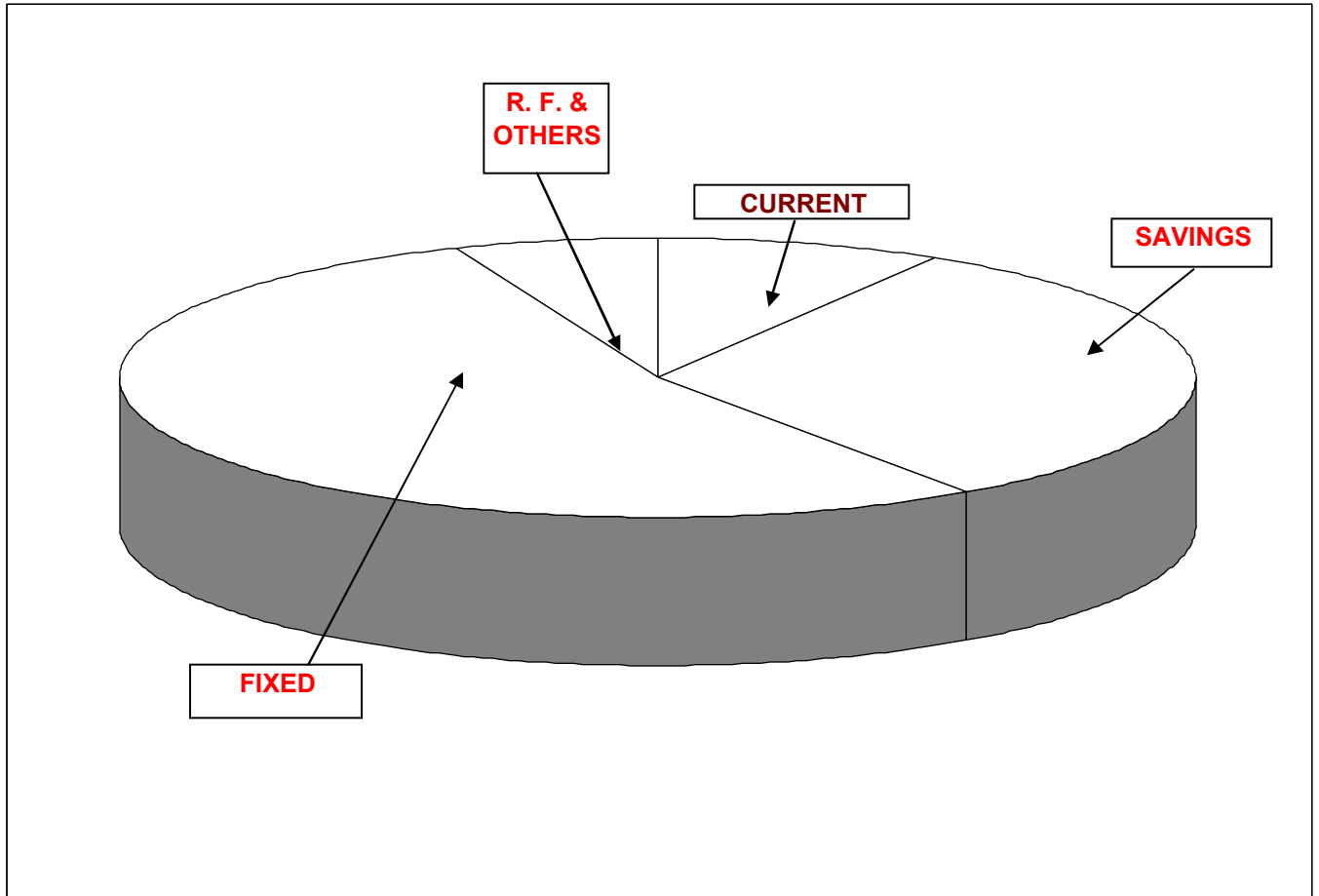


(RS.IN CRORES)

| COOPERATIVE YEARS | TOTAL DEPOSITS |
|-------------------|----------------|
| 1996-97 | 32009 |
| 1997-98 | 36263 |
| 1998-99 | 45538 |
| 1999-00 | 53827 |
| 2000-01 | 62070 |
| 2001-02 | 66797 |
| 2002-03 | 72394 |
| 2003-04 | 76885 |
| 2004-05 | 80494 |
| 2005-06 | 86652 |

PERFORMANCE OF DISTRICT CENTRAL COOPERATIVE BANKS

COMPOSITION OF DEPOSITS TYPE - WISE DURING 2005-06

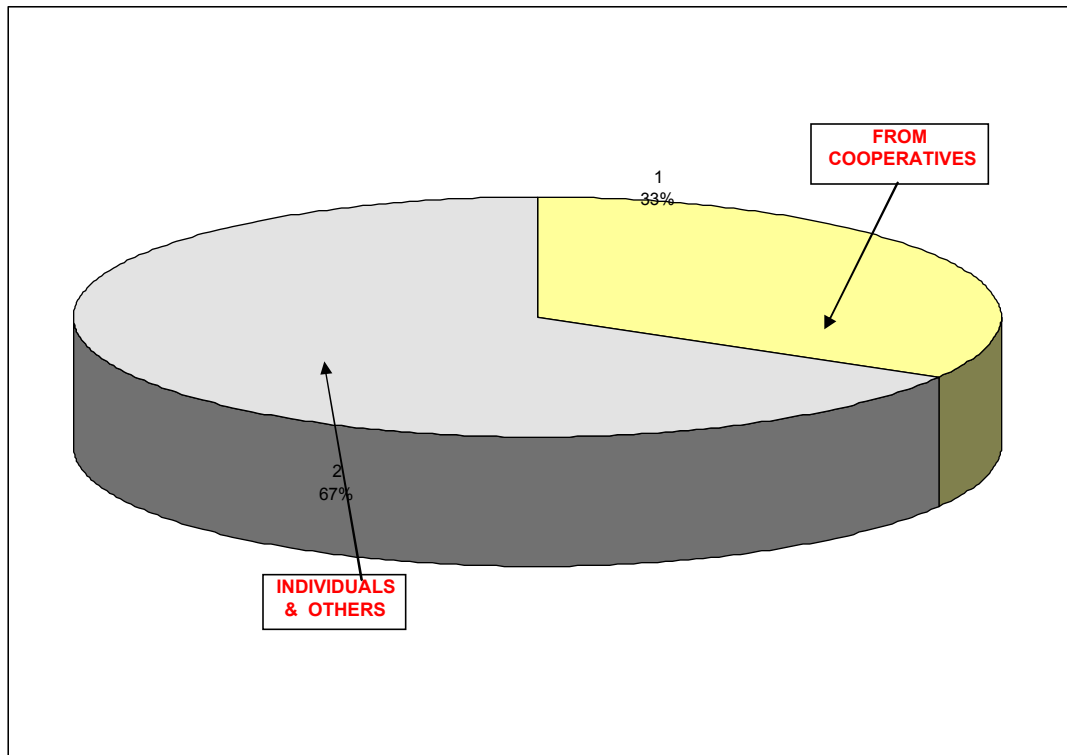


(RS. IN CRORES)

| COOPERATIVE YEARS | CURRENT DEPOSITS | SAVING DEPOSITS | FIXED DEPOSITS | RESERVE FUND AND OTHERS |
|-------------------|------------------|-----------------|----------------|-------------------------|
| 2005-06 | 7544 | 27355 | 46411 | 5342 |
| % TO TOTAL | 8.71 | 31.57 | 53.56 | 6.17 |

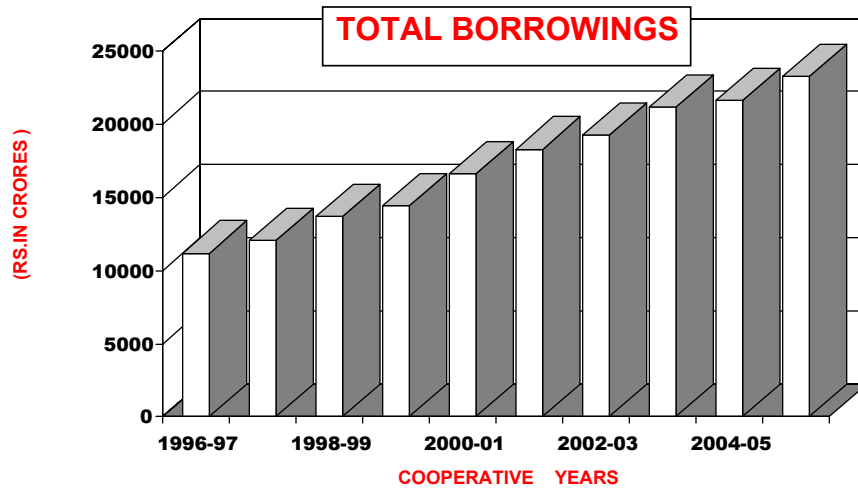
**PERFORMANCE OF DISTRICT CENTRAL
COOPERATIVE BANKS**

**COMPOSITION OF DEPOSITS INSTITUTION
WISE DURING 2005-06**



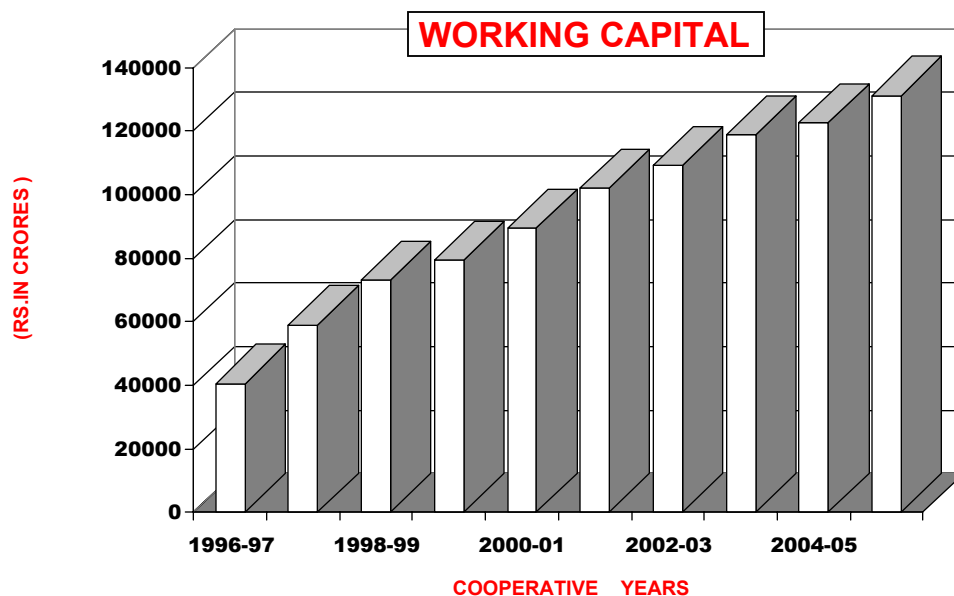
| COOPERATIVE YEARS | TOTAL DEPOSITS | FROM COOPERATIVES | FROM INDIVIDUALS AND OTHERS |
|-------------------|----------------|-------------------|-----------------------------|
| 2005-06 | 86652 | 28838 | 57814 |
| % TO TOTAL | 100.00 | 33.28 | 66.72 |

**PERFORMANCE OF DISTRICT CENTRAL
COOPERATIVE BANKS
OVER A DECADE
1997 TO 2006**



| COOPERATIVE YEARS | TOTAL BORROWINGS (RS.IN CRORES) |
|-------------------|---------------------------------|
| 1996-97 | 11179 |
| 1997-98 | 12028 |
| 1998-99 | 13710 |
| 1999-00 | 14384 |
| 2000-01 | 16567 |
| 2001-02 | 18276 |
| 2002-03 | 19238 |
| 2003-04 | 21128 |
| 2004-05 | 21557 |
| 2005-06 | 23202 |

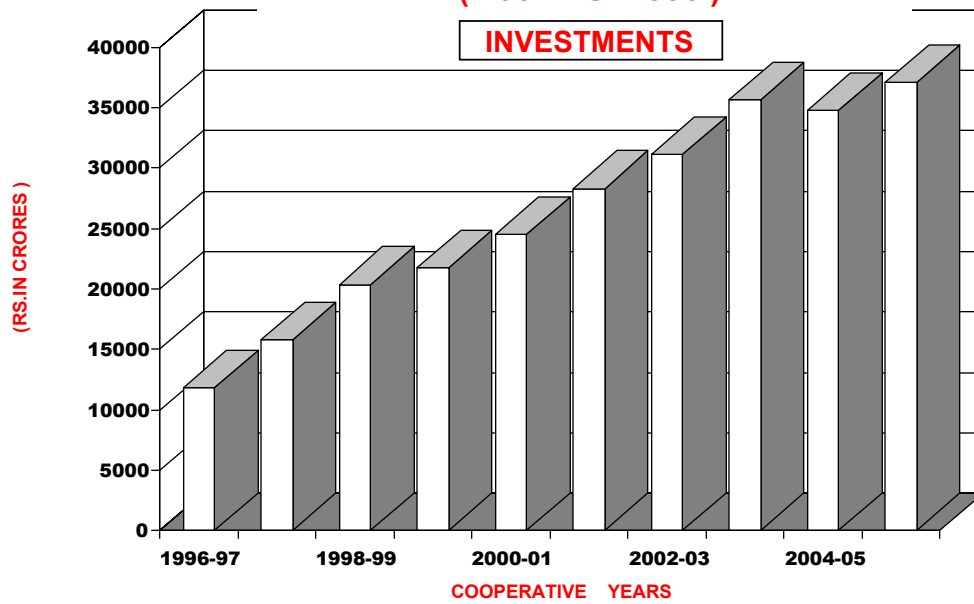
**PERFORMANCE OF DISTRICT CENTRAL
COOPERATIVE BANKS
OVER A DECADE
(1997 TO 2006)**



(RS.IN CRORES)

| COOPERATIVE YEARS | WORKING CAPITAL |
|-------------------|-----------------|
| 1996-97 | 40635 |
| 1997-98 | 59054 |
| 1998-99 | 73180 |
| 1999-00 | 79422 |
| 2000-01 | 89541 |
| 2001-02 | 102020 |
| 2002-03 | 109092 |
| 2003-04 | 118905 |
| 2004-05 | 122633 |
| 2005-06 | 131242 |

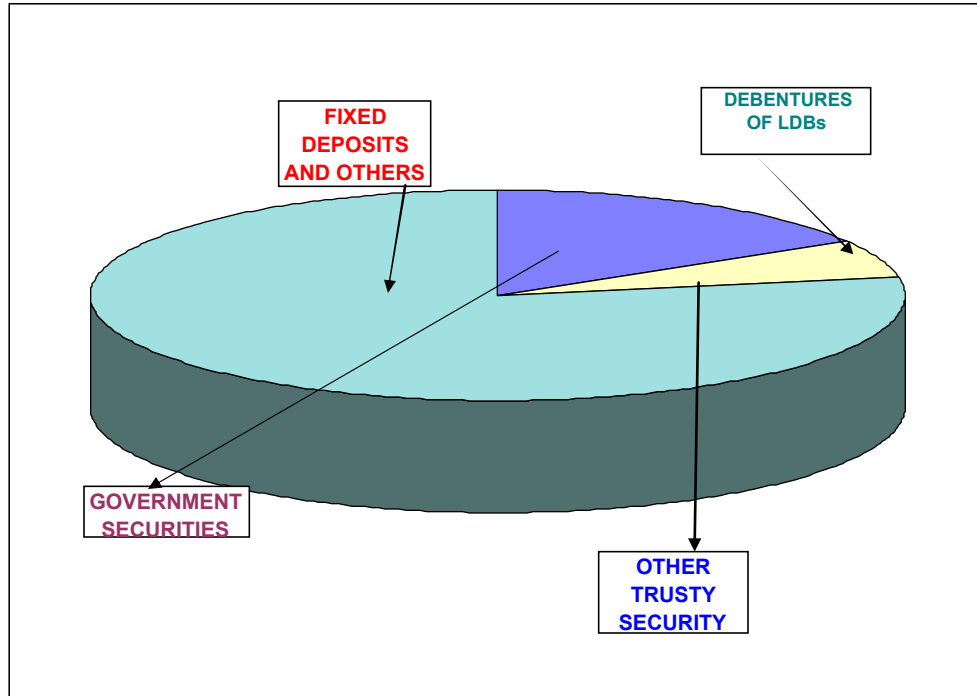
**PERFORMANCE OF DISTRICT CENTRAL
COOPERATIVE BANKS
OVER A DECADE
(1997 TO 2006)**



| (RS. IN CRORES) | |
|----------------------|-------------|
| COOPERATIVE YEARS | INVESTMENTS |
| 1996-97 | 11804 |
| 1997-98 | 15814 |
| 1998-99 | 20382 |
| 1999-00 | 21750 |
| 2000-01 | 24478 |
| 2001-02 | 28320 |
| 2002-03 | 31139 |
| 2003-04 | 35677 |
| 2004-05 | 34783 |
| 2005-06 | 37127 |

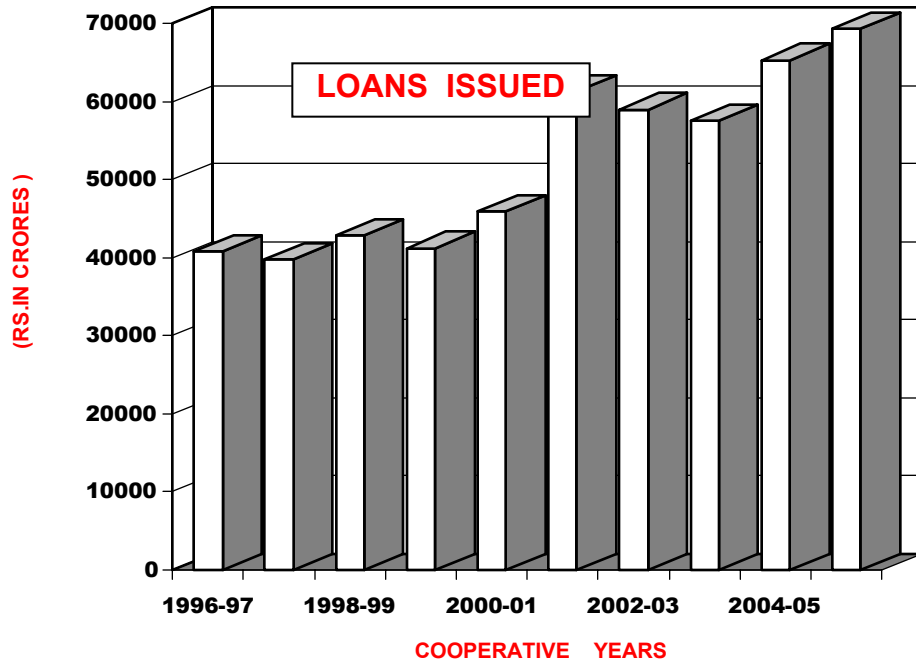
**PERFORMANCE OF DISTRICT
CENTRAL COOPERATIVE BANKS**

**COMPOSITION OF INVESTMENTS
DURING 2005-06**



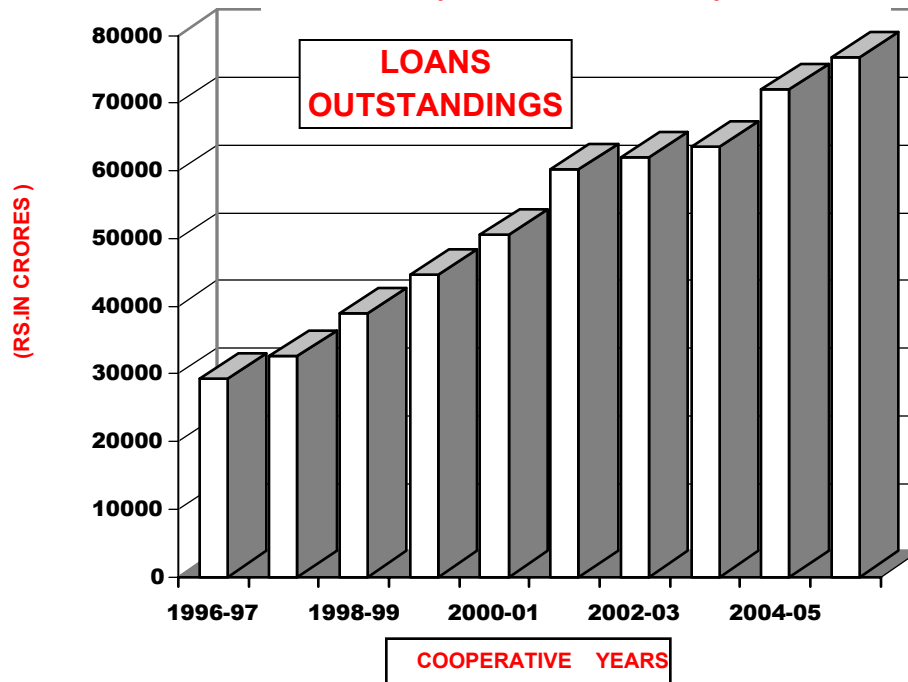
| COOPERATIVE YEARS | GOVERNMENT SECURITY | DEBENTURES OF LDBs | TRUSTY SECURITIES | FIXED DEPOSIT & OTHERS |
|----------------------|------------------------|-----------------------|----------------------|---------------------------|
| 2005-06 | 5819 | 46 | 2106 | 27706 |
| % TO TOTAL | 16.31 | 0.15 | 7.06 | 76.47 |

**PERFORMANCE OF DISTRICT
CENTRAL COOPERATIVE BANKS
OVER A DECADE
(1997 TO 2006)**



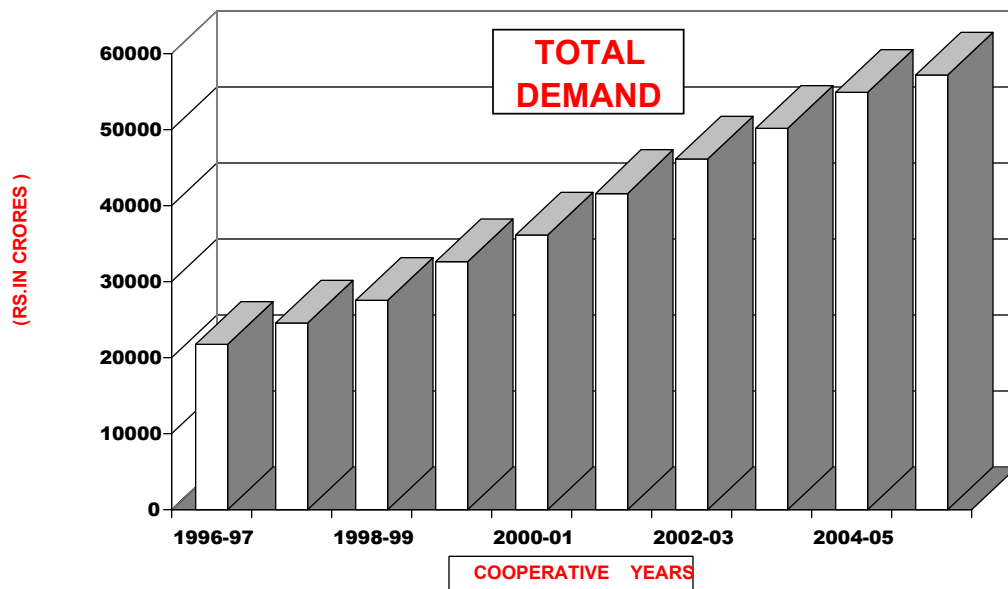
| COOPERATIVE YEARS | TOTAL LOANS ISSUED |
|-------------------|--------------------|
| 1996-97 | 40781 |
| 1997-98 | 39778 |
| 1998-99 | 42905 |
| 1999-00 | 41270 |
| 2000-01 | 45951 |
| 2001-02 | 61302 |
| 2002-03 | 59034 |
| 2003-04 | 57529 |
| 2004-05 | 65356 |
| 2005-06 | 69318 |

**PERFORMANCE OF DISTRICT
CENTRAL COOPERATIVE BANKS
OVER A DECADE
(1997 TO 2006)**



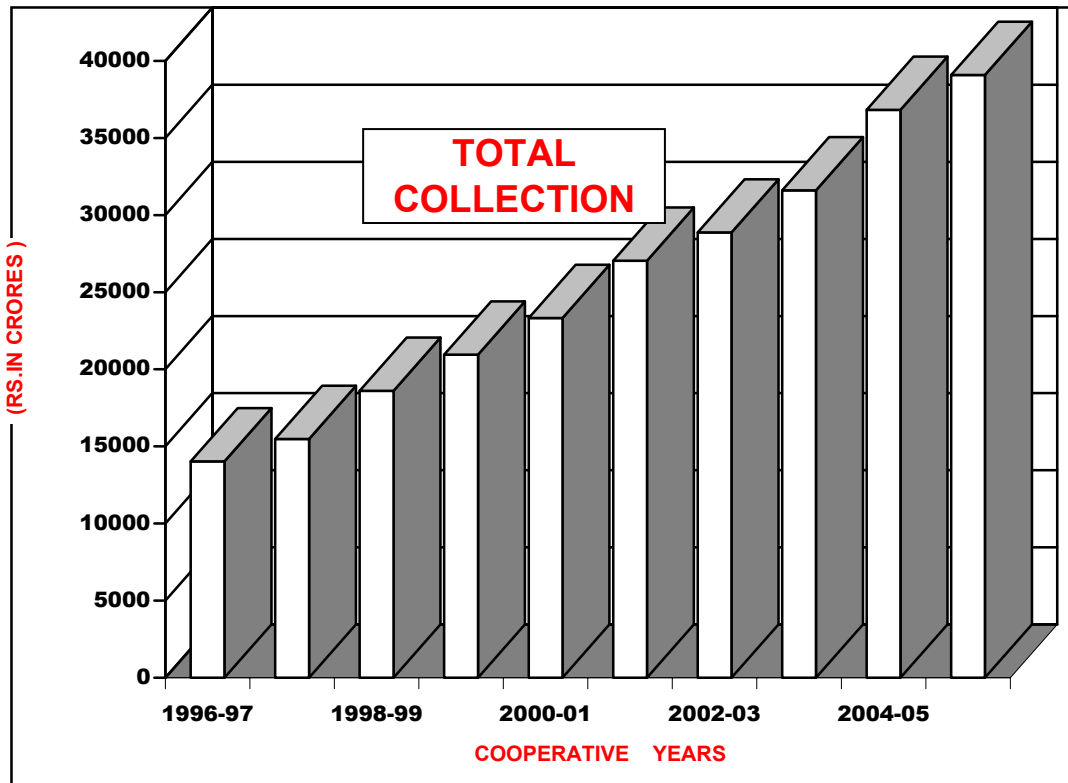
| (RS. IN CRORES) | |
|-------------------|--------------------------|
| COOPERATIVE YEARS | TOTAL LOANS OUTSTANDINGS |
| 1996-97 | 29243 |
| 1997-98 | 32595 |
| 1998-99 | 38856 |
| 1999-00 | 44698 |
| 2000-01 | 50570 |
| 2001-02 | 60166 |
| 2002-03 | 62050 |
| 2003-04 | 63620 |
| 2004-05 | 72090 |
| 2005-06 | 76737 |

**PERFORMANCE OF DISTRICT CENTRAL
COOPERATIVE BANKS
OVER A DECADE
(1997 TO 2006)**



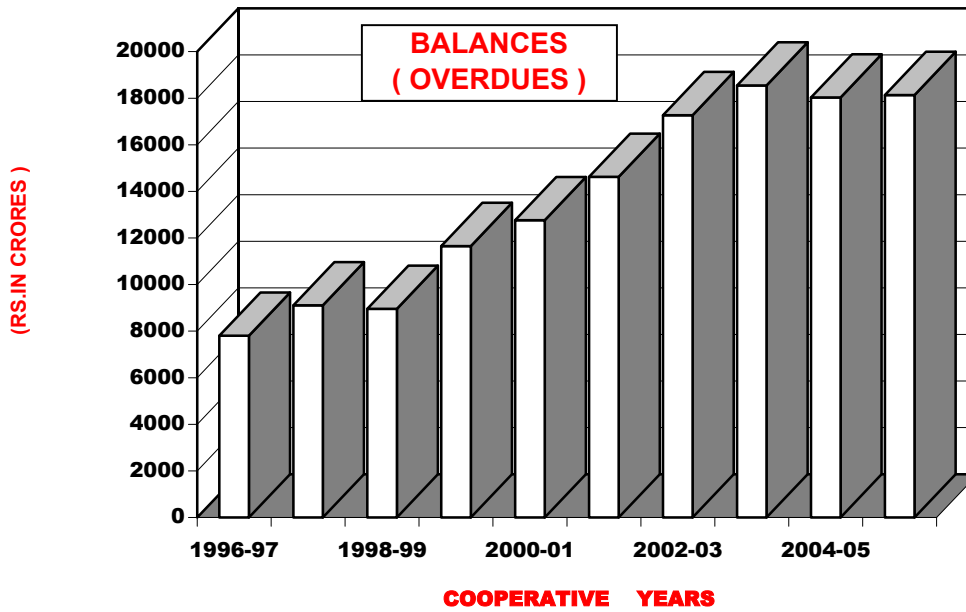
| (RS.IN CRORES) | |
|-------------------|--------------|
| COOPERATIVE YEARS | TOTAL DEMAND |
| 1996-97 | 21829 |
| 1997-98 | 24584 |
| 1998-99 | 27558 |
| 1999-00 | 32599 |
| 2000-01 | 36089 |
| 2001-02 | 41666 |
| 2002-03 | 46143 |
| 2003-04 | 50151 |
| 2004-05 | 54858 |
| 2005-06 | 57227 |

**PERFORMANCE OF DISTRICT CENTRAL
COOPERATIVE BANKS
OVER A DECADE
(1997 TO 2006)**



| (RS. IN CRORES) | |
|-------------------|------------------|
| COOPERATIVE YEARS | TOTAL COLLECTION |
| 1996-97 | 14026 |
| 1997-98 | 15479 |
| 1998-99 | 18602 |
| 1999-00 | 20948 |
| 2000-01 | 23327 |
| 2001-02 | 27043 |
| 2002-03 | 28871 |
| 2003-04 | 31603 |
| 2004-05 | 36826 |
| 2005-06 | 39091 |

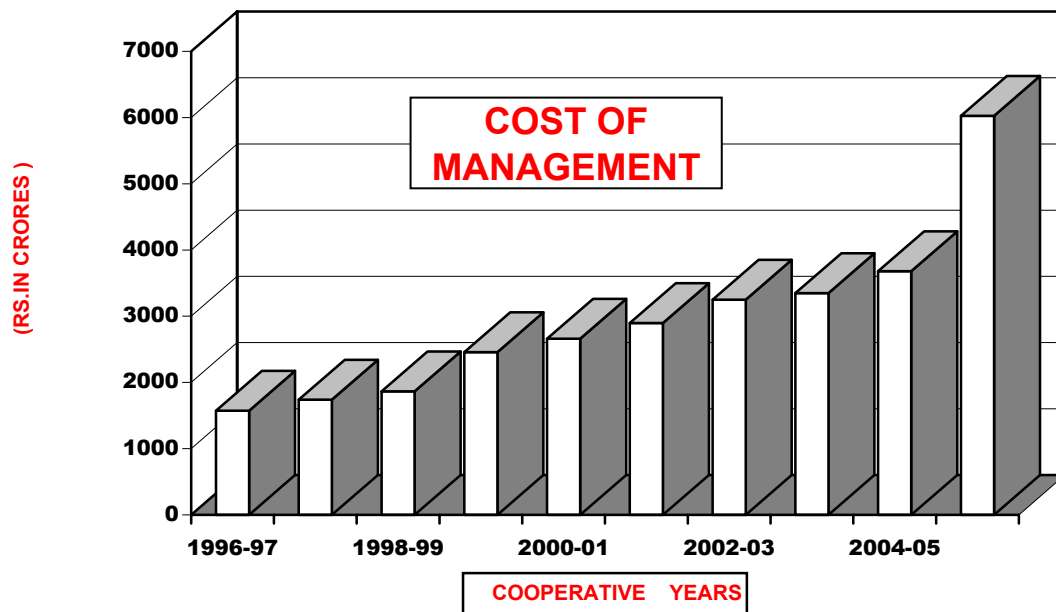
**PERFORMANCE OF DISTRICT CENTRAL
COOPERATIVE BANKS
OVER A DECADE
(1997 TO 2006)**



(RS. IN CRORES)

| COOPERATIVE YEARS | TOTAL OVERDUES |
|-------------------|----------------|
| 1996-97 | 7803 |
| 1997-98 | 9105 |
| 1998-99 | 8955 |
| 1999-00 | 11652 |
| 2000-01 | 12762 |
| 2001-02 | 14623 |
| 2002-03 | 17272 |
| 2003-04 | 18547 |
| 2004-05 | 18032 |
| 2005-06 | 18136 |

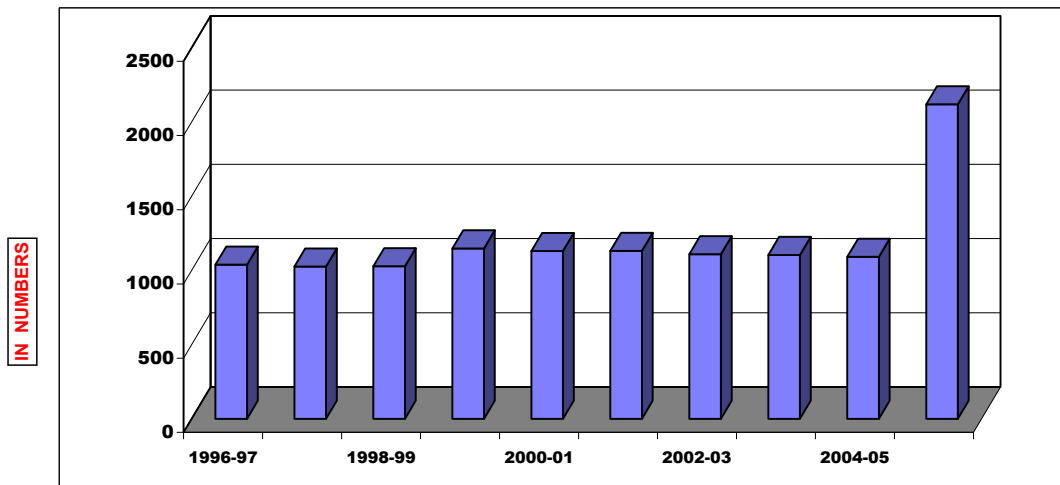
**PERFORMANCE OF DISTRICT CENTRAL
COOPERATIVE BANKS
OVER A DECADE
(1997 TO 2006)**



| (RS.IN CRORES) | |
|-------------------|--------------------|
| COOPERATIVE YEARS | COST OF MANAGEMENT |
| 1996-97 | 1573 |
| 1997-98 | 1741 |
| 1998-99 | 1865 |
| 1999-00 | 2456 |
| 2000-01 | 2660 |
| 2001-02 | 2898 |
| 2002-03 | 3251 |
| 2003-04 | 3349 |
| 2004-05 | 3680 |
| 2005-06 | 6026 |

**PERFORMANCE OF DISTRICT CENTRAL
COOPERATIVE BANKS
(1997 TO 2006)**

NUMBER OF EMPLOYEES



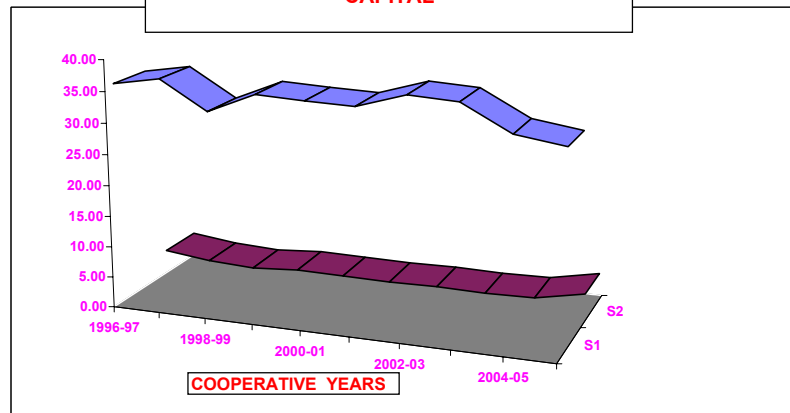
COOPERATIVE YEARS

(NUMBER)

| COOPERATIVE YEARS | NUMBER OF EMPLOYEES |
|-------------------|---------------------|
| 1996-97 | 1038 |
| 1997-98 | 1026 |
| 1998-99 | 1028 |
| 1999-00 | 1148 |
| 2000-01 | 1130 |
| 2001-02 | 1131 |
| 2002-03 | 1108 |
| 2003-04 | 1104 |
| 2004-05 | 1091 |
| 2005-06 | 2118 |

**PERFORMANCE OF CENTRAL COOPERATIVE
BANKS OVER A DECADE
(1996-97 TO 2005-06)**

**PERCENTAGES OF OVERDUES TO DEMAND
AND COST OF MANagements TO WORKING
CAPITAL**



| COOPERATIVE YEARS | OVERDUES/ DEMAND | PERCENTAGE (%) |
|----------------------|---------------------|---------------------------------|
| | | COST OF MANT./ WORKING CAPL. |
| 1996-97 | 35.75 | 3.87 |
| 1997-98 | 37.04 | 2.95 |
| 1998-99 | 32.50 | 2.55 |
| 1999-00 | 35.74 | 3.09 |
| 2000-01 | 35.36 | 2.97 |
| 2001-02 | 35.10 | 2.84 |
| 2002-03 | 37.43 | 2.98 |
| 2003-04 | 36.98 | 2.82 |
| 2004-05 | 32.87 | 3.00 |
| 2005-06 | 31.69 | 4.59 |



ABOUT NAFSCOB

The National Federation of State Cooperative Banks Ltd. (NAFSCOB), Mumbai was established on May 19, 1964 with a view to facilitate the operations of State and Central Cooperative Banks in general and Development of Cooperative Credit in particular .

The specific objectives of NAFSCOB are to :

- provide a common forum to the member banks to examine the problems of cooperative credit, banking and allied matters and evolve suitable strategies to deal with them.
- promote and protect the interests of the member banks in all spheres of their activities and to give expression to the views of the member banks.
- co-ordinate and liaison with Government of India, Reserve Bank of India respective State Governments, NABARD and other higher financing institutions for the development of cooperative credit on behalf of the member banks.
- provide research and consultancy inputs to the member banks in order to facilitate them to strengthen their own organisations.
- Organize conferences/seminars/workshops/meetings to share the views of common interest with a view to contribute for better policy decisions.

The Federation functions with three of its wings, viz. (1) Planning, Research and Development (PRD) (2) All India Mutual Arrangement Scheme (AIMAS) and (3) Computer Services Division (CSD) .